



i-Vu® Building Automation System EcoReports™ Dashboards Edition

Part Number: CIV-ER-DASH

EcoReports



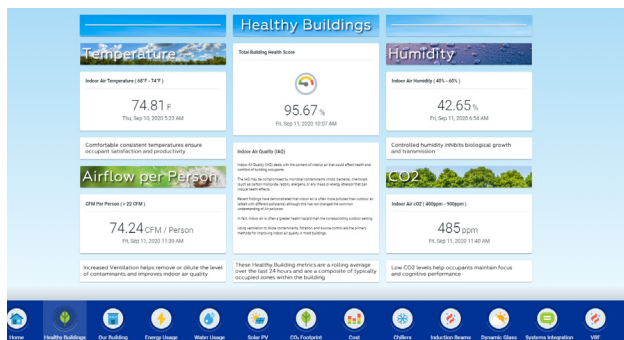
The EcoReports dashboards edition showcases your building's energy conservation and sustainability measures to building occupants and delivers a 360-degree view of building performance to help you meet your energy conservation and savings objectives. Create graphs, charts, reports and dashboards to visualize building data easily, and then share them with the stakeholders that matter most.



EcoReports dashboards retrieves information from the i-Vu Pro building automation system and other sub-metered and renewable resources, and provides intelligent and informative views for building occupants and facility managers. Display your dashboards on a public touchscreen, company intranet or mobile device.

Features & Benefits

- Visualize trends over time, understand what is driving your costs, and verify the accuracy of your monthly bills
- Report on cost, consumption, emissions or any other core metrics across buildings, business units, spaces or tenants
- Provide building and system-level visibility to drive efficiency, detect anomalies, increase comfort, and improve quality and performance
- Analyze and normalize energy consumption across buildings
- Identify performance issues to help maximize building efficiency
- Gain insights that help drive energy conservation measures
- Manage data collection of utility bills for analysis
- Bring data to life with interactive and intuitive visualizations that provide value to anyone in the organization
- Create your own energy dashboards using simple drag-and-drop tools to analyze and share your data in unique ways
- Compare heat map performance to important usage metrics such as peak demand, heating and cooling days, and base load



Educate facility occupants about healthy building initiatives and progress



Engage facility occupants in energy reduction efforts with usage information

i-Vu Building Automation System EcoReports Dashboards Edition

Part Number: CIV-ER-DASH



Energy Management, Reporting, and Visualization

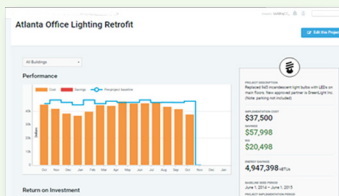


EcoReports Dashboards Edition

The EcoReports dashboards edition showcases your building's energy conservation and sustainability measures to building occupants, making its behind-the-scenes workings engaging and interactive. Educate and engage building occupants and visitors by telling the story of your building.




The dashboard features, made for the building management team, deliver a 360-degree view of building performance to help you meet your energy conservation and savings objectives. Create graphs, charts, reports and dashboards to visualize building data easily, and then share them with the stakeholders that matter most.



EcoReports Custom Edition

The EcoReports custom edition builds upon the EcoReports dashboards edition by adding several key analysis and visualization capabilities for advanced energy management across your building portfolio. Reconcile utility bills, measure and verify capital projects, create custom tenant dashboards, and much more.

Enterprise Level Security



i-Vu Secure Data Connector

Our EcoReports packages leverage data from the i-Vu building automation system. The i-Vu secure data connector establishes an authenticated (OAuth) push-based connection which provides outbound reporting of building and meter data from the i-Vu system to your EcoReports cloud environment. The connector uses a secure and encrypted authenticated session (over SSL) which pushes information up to the cloud and does not require any inbound connectivity.

Building Automation & Control



i-Vu Pro Building Automation System

The i-Vu building automation system transforms equipment and controls into a cohesive system that allows facilities staff to monitor and control the entire building for occupant comfort and energy efficiency.

