


Single Phase VRF Outdoor Unit 37VMH060HDS3---3—Heat Pump



Submittal Data

Job Name _____ Location _____
Tag _____



Standard Features

- High Efficiency Rotary Inverter Compressor
- Optimized Compressor Start-Up Technology
- DC Condenser Fan Motor
- Aerodynamic Fan Design for Increased Airflow
- Field Configurable Four Side Piping Connection
- 492 ft (150m) actual total system piping (liquid line)

UNIT MODEL		37VMH060HDS3---3
PERFORMANCE		
Nominal Cooling Capacity, Ducted	Btu/h	52,000
Nominal Cooling Capacity, Ductless		60,000
Nominal Heating Capacity, Ducted	Btu/h	54,000
Nominal Heating Capacity, Ductless		60,000
Maximum Number of Connected Indoor Units		9
COOLING EFFICIENCY†		
EER2, Ducted FCUs	Btu/Wh	10.0
EER2, Ductless FCUs	Btu/Wh	9.5
SEER2, Ducted FCUs	Btu/Wh	16.0
SEER2, Ductless FCUs	Btu/Wh	19.5
HEATING EFFICIENCY†		
HSPF IV, Ducted FCUs	Btu/Wh	9.30
HSPF IV, Ductless FCUs	Btu/Wh	10.10
COP (47°F), Ducted		3.5
COP (47°F), Ductless		3.9
SOUND PRESSURE	dBA	60
ELECTRICAL		
Power Supply	V/Ph/Hz	208-230/1/60
Min. Circuit Amps (MCA)	A	35
Max. Oversurrent Protection (MOP)	A	40

† Rated per AHRI (Air-Conditioning, Heating, and Refrigeration Institute) 210/240 Standard.

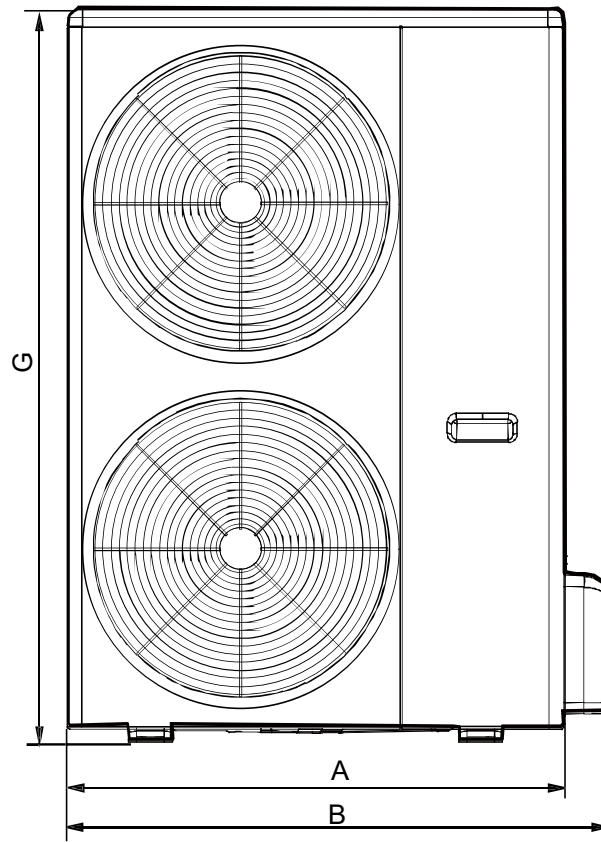
Cooling: Indoor 80°F (27°C) db / 67°F (20°C) wb; Outdoor 95°F (35°C) db
Heating: Indoor 70°F (21°C) db; Outdoor 47°F (8°C) db / 43°F (6°C) wb
Reference R410A submittals for reference.

†† Additional charge required

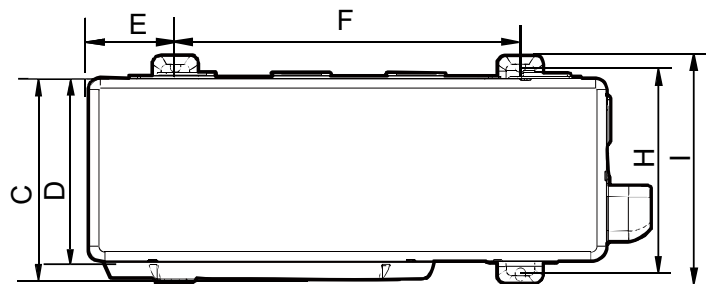
COMPRESSORS		
Type (Number)		DC Inverter (1)
FAN MOTOR		
Motor Type (Qty)	DC (2)	
Motor Output	W	100 + 100
PHYSICAL DATA		
Pipe Connection Size - Liquid (High Pressure)	in.	3/4
Pipe Connection Size - Gas (Low Pressure)	in.	3/8
Refrigerant	R-454B	
Factory Charge (3 ton unit) ††	lb	6.83
Factory Charge (4/5 ton unit) ††		9.04
DIMENSIONS		
Unit Width	in.	38-1/2
Unit Height	in.	52-1/4
Unit Depth	in.	15-3/4
Net Weight	lb	227
OPERATING TEMPERATURE RANGE		
Cooling (DB)	°F	5~125
Heating (WB)	°F	-22~86

1. 95°F dry bulb/75°F wet bulb outdoor air temperature and 80°F dry bulb/67°F wet bulb entering indoor coil air;
2. 47°F dry bulb/43°F wet bulb outdoor air temperature and 70°F dry bulb/60°F wet bulb entering indoor coil air;
3. 5°F dry bulb/3°F wet bulb outdoor air temperature and 70°F dry bulb/60°F wet bulb entering indoor coil air;
4. When matched with ducted multi-position air handler unit;
5. When matched with ductless indoor unit;
6. The above data may be changed without notice for future improvement on quality and performance.

DIMENSIONAL DRAWING OUTDOOR UNIT 37VMH060HDS3---3



Front View



Top View

Model (Ton)	A	B	C	D	E	F	G	H	I
4.0/5.0	35-5/8	38-1/2	13-7/8	12-1/4	16	23-5/8	52-1/4	14-3/16	15-3/4

