

VRF Indoor Unit 45VML005---3—Low Static Duct



Submittal Data

Job Name _____ Location _____
Tag _____



STANDARD FEATURES

- Rear Return Air Opening is Standard and Bottom Return is Optional
- Three Fan Speeds - High, Medium, and Low
- Knockout for Outside Air
- Built-in Drain Pump from Factory
- Built in EEV (Electronic Expansion Valve) for Installation Ease
- Internally Installed A2L Refrigerant Leak Sensor

INDOOR UNIT MODEL		45VML005---3
PERFORMANCE		
Cooling Rated Capacity	Btu/h	5,000
Heating Rated Capacity	Btu/h	6,000
Airflow (H / M / L)	CFM	296 / 234 / 172
Sound Pressure (H / M / L)	dBA	32 / 27.5 / 25
ELECTRICAL		
Power Supply	V/Ph/Hz	208-230/1/60
Fan Motor Rated Motor (Output)	W	20
Minimum Circuit Amps (MCA)	A	1.13
Maximum Overcurrent Protection	A	15.0
Motor Type		DC

PHYSICAL DATA		
Pipe Connection Size - Liquid	in.	1/4
Pipe Connection Size - Suction	in.	1/2
Pipe Connection Size - Drain	in.	1
External Static Pressure (ESP)	in. wg	0.04(0-0.2)
Refrigerant		R-454B
Unit Width	in.	21-5/8
Unit Height	in.	7-7/8
Unit Depth	in.	18-7/8
Net Unit Weight	lb	27.6

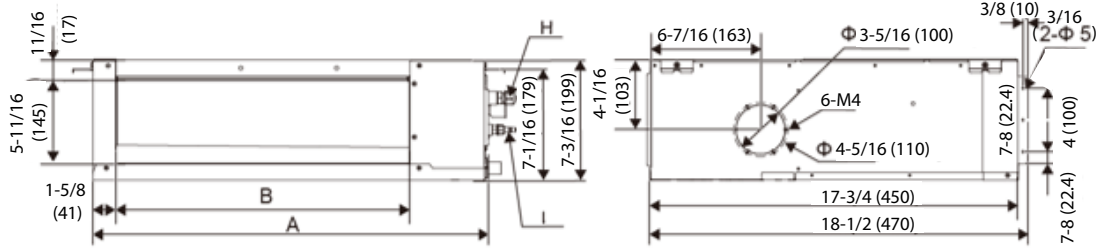
ACCESSORIES

- ☐ Wireless Remote Controller 45VM900001
- ☐ Wired Remote Controller - Non-Prog. 45VM900002

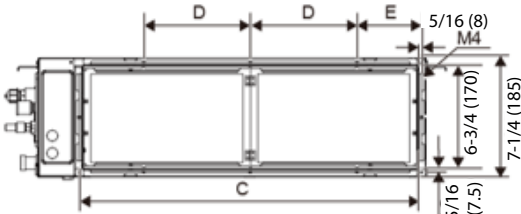
DIMENSIONAL DRAWING

INDOOR UNIT LOW STATIC DUCT 45VML005---3

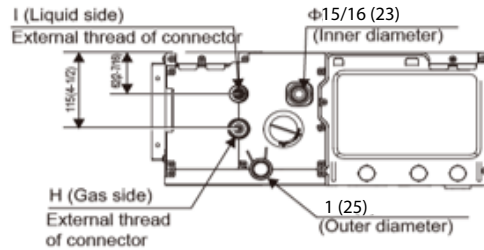
External dimension, air outlet size, and size of fresh air outlet:



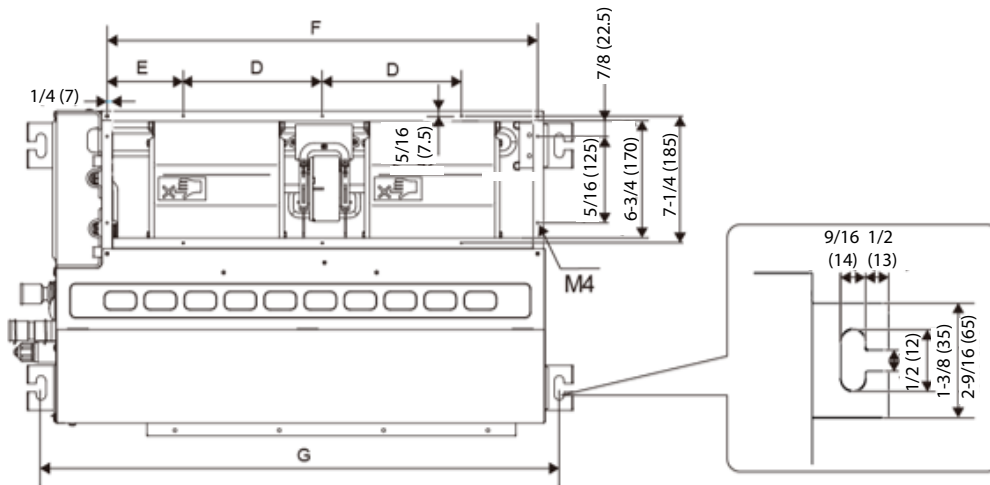
Size of return air inlet (back return air mode):



Dimension of pipe and water pipe:



Size of return air inlet (bottom return air mode), and the distance between the lugs:



Capacity (kBtu/h)	A	B	C	D	E	F	G	H	I
05	21-5/8 (550)	15 (380)	18 (455)	9-3/4 (250)	4-5/16 (109.5)	18-7/16 (468)	23-7/16 (595)	3/4-16 UNF	7/16-20 UNF

Note: All dimensions are shown in inches

