

HRVXXSHA1160, HRVXXSVA1160

Preferred™ Fresh Air Systems – 160 CFM



Product Data



A200611

- 35 to 159 CFM @ 0.2 in. w.g.
- 35 to 150 CFM @ 0.4 in. w.g.

Introducing the industry's most advanced residential fresh air system, created to offer a universal platform specifically designed and improved to make the contractor's life easier and more profitable while delivering constant superior air quality.

- Thanks to new technology, the airflow calibration and auto-balancing are achieved quickly and maintained throughout the life of the product
- Select the desired CFM (from 35 to 160 CFM) using the very first integrated LCD screen. The airflow is then set up automatically
- Integrated electronic airflow measurement device with real time LCD
- Integrated diagnostic tool
- PMSM ECM motors for very low power consumption
- Suspended installation (chains included)
OR
- Wall-mount installation (universal brackets included)
 - installation with 2 brackets
 - installation with 4 brackets

CORE

- Polypropylene crossflow core, impact resistant
- Dimensions: 12" x 12" x 9" (30.5 cm x 30.5 cm x 23 cm)

FILTERS

- MERV 8 grade washable standard filter (included)
- Optional MERV13 grade filter part no. SV24285

OPTIONS

- Complete line of registers and diffusers
- Compatible with the Tandem transition (part no. KVAAC0101HCO) (for units producing up to 130 CFM only)

UNIT DESCRIPTION

- SRE of 68% at 0°C and 60% at -25°C (64 CFM)
- Ports size: 6 in.
- Recirculation Mode and Recirculation Defrost
- Painted door, corrosion resistant galvanized body
- One-piece molded insulation shell, no air leakage (expanded polystyrene; UL 94 HF-1 certified)
- Constant airflow and auto-balancing device
- Motorized dampers (no additional backdraft dampers required)
- Integrated "snap-in" drain system installed in seconds with no additional parts (drain hose included)
- 120V, 60 Hz, 2.5 A, 163 W with 6' power cord



A200623

CONTROLS

NOTE: Do not connect the Evolution™ Connex™ Control directly to the ventilator, as that may cause damage. If you have an Evolution™ Connex™ Control use one of the optional Main Wall Controls.

If you want the Evolution™ System Control to control the ventilator, then you must use a NIM (Network Interface Module) P/N SYSTXBBNIM01 and a Translator Board P/N SYSTXXXTRB01 in order for the System Control to communicate properly. If using the Evolution™ Zoning Panel P/N SYSTXBB4ZC01 with the ventilators you must use the Translator Board to communicate between the Zoning Panel and the ventilator. See [Table 2](#) for NIM and TRB requirements for newest ERV and HRV models. See the Installation Manual for wiring diagrams.

Please do not connect the Network Interface Module (NIM) or the Evolution™ Zoning Panel to the two terminal blocks on the new ventilator. The new ventilator terminals do not match up to the NIM or Evolution™ Zoning Panel terminals. Connecting the two controls may cause damage.



A200612BR

There are 4 optional main controls and 1 optional auxiliary control available. Refer to the applicable Wall Control specification sheet for more information.

NOTE: These controls are compatible only with the latest versions of ERV and HRV ventilators. Older controls will not work with the newest ventilators.

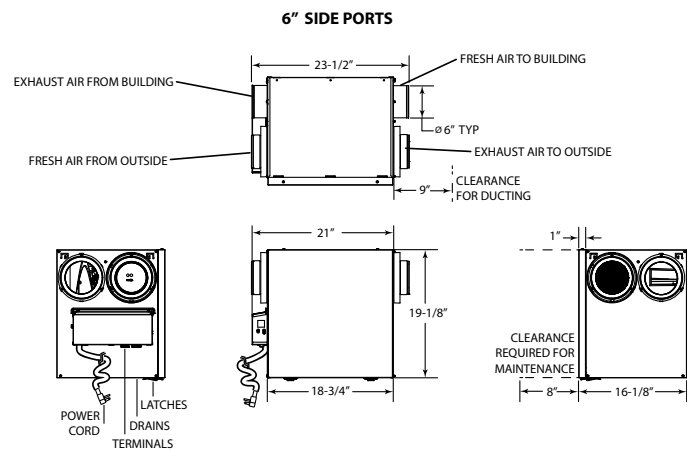
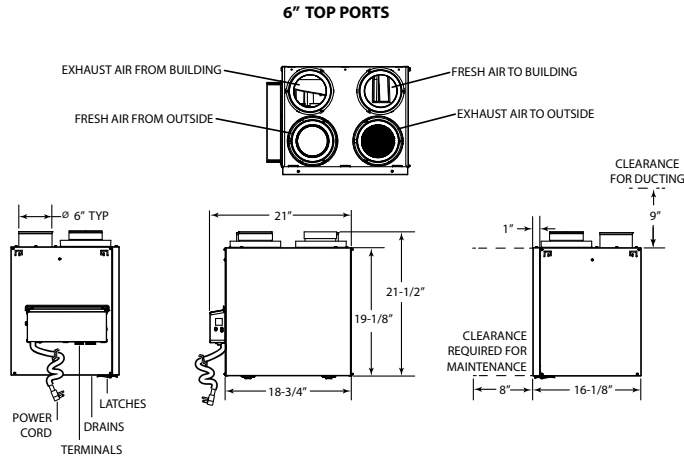
Table 1 – Controls

Control Name	Description of Modes	Model #
Premium	Touch Screen, Auto 2.0 Fully Configurable, Multiple Modes	KVACN0101BPC
Automatic	Auto 1.0, Filter Alert	KVACN0101BAC
Dehumidistat	Humidity Sensor / Selection	KVACN0101BDH
Speed Selector	5 Operating Time Periods	KVACN0101BSS
Auxiliary Bathroom Override	20 - 40 - 60 min. Settings	KVACN0101BBO

Table 2 – NIM and TRB Requirements for Newest ERV/HRV

Evolution® Connex™ Control	ERV Product	HRV Product	Network Interface Module SYSTXCCNIM01	Translator Board SYSTXXXTRB01
SYSTXBBECC01-B/C SYSTXBBWEC01-B SYSTXBBECF01-B SYSTXBBWEF01-B	ERVXXSVA1130	HRVXXSVA1130	Required	Required
	ERVXXSHA1130	HRVXXSHA1130	Required	Required
	ERVXXSVB1145	HRVXXSVA1160	Required	Required
	ERVXXSHB1145	HRVXXSHA1160	Required	Required
	ERVXXSVA1150	HRVXXSVB1160	Required	Required
	ERVXXSHA1150	HRVXXSHB1160	Required	Required
	ERVCLHB1200	HRVCLHB1250	Required	Not Required
Evolution® Zone Panel	ERV Product	HRV Product	Network Interface Module SYSTXCCNIM01	Translator Board SYSTXXXTRB01
SYSTXBB4ZC01	ERVXXSVA1130	HRVXXSVA1130	Not Required	Required
	ERVXXSHA1130	HRVXXSHA1130	Not Required	Required
	ERVXXSVB1145	HRVXXSVA1160	Not Required	Required
	ERVXXSHB1145	HRVXXSHA1160	Not Required	Required
	ERVXXSVA1150	HRVXXSVB1160	Not Required	Required
	ERVXXSHA1150	HRVXXSHB1160	Not Required	Required
	ERVCLHB1200	HRVCLHB1250	Not Required	Not Required

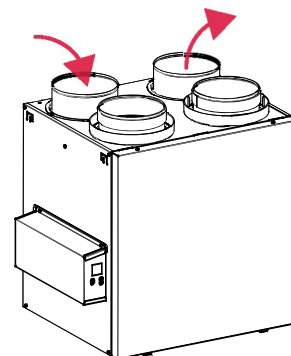
DIMENSIONS



- Total assembled weight (core included) - approx 35 lb. (15.9 kg)
Shipping weight - approx 42 lb. (19 kg)

DEFROST SYSTEM

No negative pressure is created by air exhausted to the outdoors since the air is recirculated into the house, helping to prevent any backdraft.



A200614A

A200615

FACTORY SETTING		OUTDOOR TEMPERATURE*				
		-5°C TO -15°C 23°F TO 5°F		-15°C TO -27°C 5°F TO -17°F		-27°C AND LESS -17°F AND LESS
CFM	AIR EXCHANGE IN MINUTES	DEFROST IN MINUTES	AIR EXCHANGE IN MINUTES	DEFROST IN MINUTES	AIR EXCHANGE IN MINUTES	DEFROST IN MINUTES
0 to 59	32	7	25	7	20	10
60 to 90	50	7	35	7	25	10
91 and more	22	7	18	7	16	10

PLUS		OUTDOOR TEMPERATURE*				
		-5°C TO -15°C 23°F TO 5°F		-15°C TO -27°C 5°F TO -17°F		-27°C AND LESS -17°F AND LESS
CFM	AIR EXCHANGE IN MINUTES	DEFROST IN MINUTES	AIR EXCHANGE IN MINUTES	DEFROST IN MINUTES	AIR EXCHANGE IN MINUTES	DEFROST IN MINUTES
0 to 59	28	7	20	7	16	10
60 to 90	45	7	28	7	20	10
91 and more	18	7	14	7	12	10

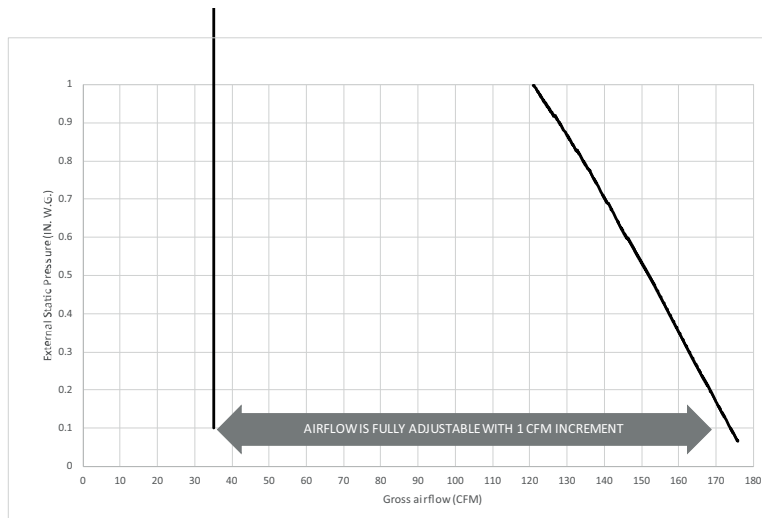
*Outdoor temperature is read by a thermistor located inside the unit, next to fresh air from outdoor port.

FAN CURVES

Thanks to new technology, no need to balance the unit manually. Both PMSM motors are controlled by an artificial intelligence performing 120 readings per minute then processing this information to maintain the requested airflow.

For typical installation, the software will ensure a balanced ventilation at every selected speed regardless of the weather conditions, the type of connection, the variable speed furnace/AHU, the stack effect, the filter clogging and so on. This results in peace of mind for installers and users knowing that the unit will always remain balanced and that it will maintain its maximum heat/energy recovery efficiency.

STATIC PRESSURE (Pa)	STATIC PRESSURE (IN. W.G.)	NET SUPPLY AIRFLOW (L/s)	NET SUPPLY AIRFLOW (CFM)	GROSS AIRFLOW SUPPLY (L/s)	GROSS AIRFLOW SUPPLY (CFM)	GROSS AIRFLOW EXHAUST (L/s)	GROSS AIRFLOW EXHAUST (CFM)
25	0.1	78	165	80	170	80	170
50	0.2	75	159	77	163	77	163
75	0.3	73	155	75	159	75	159
100	0.4	71	150	73	155	73	155
125	0.5	68	144	70	148	70	148
150	0.6	66	140	68	144	68	144
175	0.7	63	133	65	138	65	138
200	0.8	61	129	63	133	63	133
225	0.9	58	123	60	127	60	127
250	1.0	55	117	57	121	57	121



A200618

ENERGY PERFORMANCE

SUPPLY TEMPERATURE		NET AIR-FLOW		POWER CONSUMED WATTS	SENSIBLE RECOVERY EFFICIENCY	ADJUSTED SENSIBLE RECOVERY EFFICIENCY	APPARENT SENSIBLE EFFECTIVENESS
°C	°F	L/S	CFM				
HEATING							
0	32	30	64	33	68	71	72
0	32	43	90	47	63	66	68
0	32	52	110	69	58	62	64
0	32	62	131	94	55	61	63
-25	-13	30	64	33	60	62	72

REQUIREMENTS AND STANDARDS

- UL 1812 compliant (safety)
- Could be installed in compliance with CSA F326
- Performance tested as per CSA C439 Standard
- Meets Novoclimat requirements when used in conjunction with the Premium Control
- Complies with ROHS 2015/863 directive
- Compliant with Prop 65
- This product earned the ENERGY STAR® by meeting strict energy efficiency guidelines set by Natural Resources Canada and the US EPA. This product meets ENERGY STAR® requirements only when used in Canada.