

# ERVXXSHA1130, ERVXXSVA1130

## Performance™ Fresh Air Systems – 130 CFM



Turn to the experts

## Product Data



A200611

- 35 to 131 CFM @ 0.2 in. w.g.
- 35 to 119 CFM @ 0.4 in. w.g.

Introducing the industry's most advanced residential fresh air system, created to offer a universal platform specifically designed and improved to make the contractor's life easier and more profitable while delivering constant superior air quality.

- Thanks to new technology, the airflow calibration and auto-balancing are achieved quickly and maintained throughout the life of the product
- Select the desired CFM (from 35 to 130 CFM) using the very first integrated LCD screen. The airflow is then set up automatically
- Integrated electronic airflow measurement device with real time LCD
- Integrated diagnostic tool
- PMSM ECM motors for very low power consumption
- Suspended installation (chains included)  
OR
- Wall-mount installation (universal brackets included)
  - installation with 2 brackets
  - installation with 4 brackets

### CORE

- Coroplast and plastic membrane with polymer base, non washable
- Dimensions: 12" x 12" x 9" (30.5 cm x 30.5 cm x 23 cm)

### FILTERS

- MERV 8 grade washable standard filter (included)
- Optional MERV13 grade filter part no. SV24285

### OPTIONS

- Complete line of registers and diffusers
- Compatible with the Tandem transition (part no. KVAAC0101HCO) (for units producing up to 130 CFM only)

### UNIT DESCRIPTION

- SRE of 67% at 0°C and 56% at -25°C (64 CFM)
- Ports size: 5 in.
- Recirculation Mode and Recirculation Defrost
- Painted door, corrosion resistant galvanized body
- One-piece molded insulation shell, no air leakage (expanded polystyrene; UL 94 HF-1 certified)
- Constant airflow and auto-balancing device
- Motorized dampers (no additional backdraft dampers required)
- No drain required
- 120V, 60 Hz, 2.5 A, 110 W with 6 foot power cord
- Sound: 70.0 dBA at 115 CFM @ 0.4 in. w.g.  
60.1 dBA at 64 CFM @ 0.2 in. w.g.



A200636

### CONTROLS

**NOTE:** Do not connect the Infinity® System Control directly to the ventilator, as that may cause damage. If you have an Infinity® System Control use one of the optional Main Wall Controls.

Please do not connect the Network Interface Module (NIM) or the Infinity® Damper Control Module to the two terminal blocks on the new ventilator. The new ventilator terminals do not match up to the NIM or Infinity® Damper Control terminals. Connecting the two controls may cause damage.



A200612CA

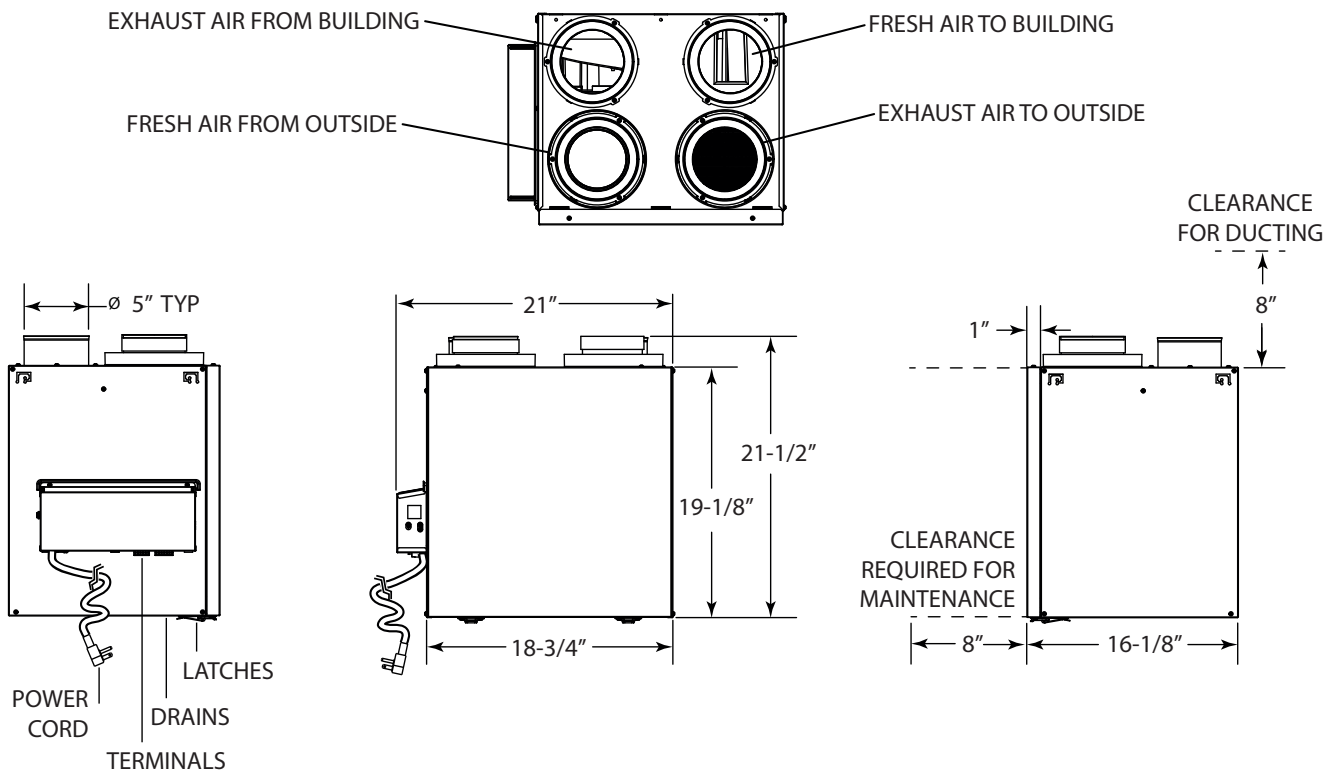
There are 4 optional main controls and 1 optional auxiliary control available. Refer to the applicable Wall Control specification sheet for more information.

**NOTE:** These controls are compatible only with the latest versions of ERV and HRV ventilators. Older controls will not work with the newest ventilators.

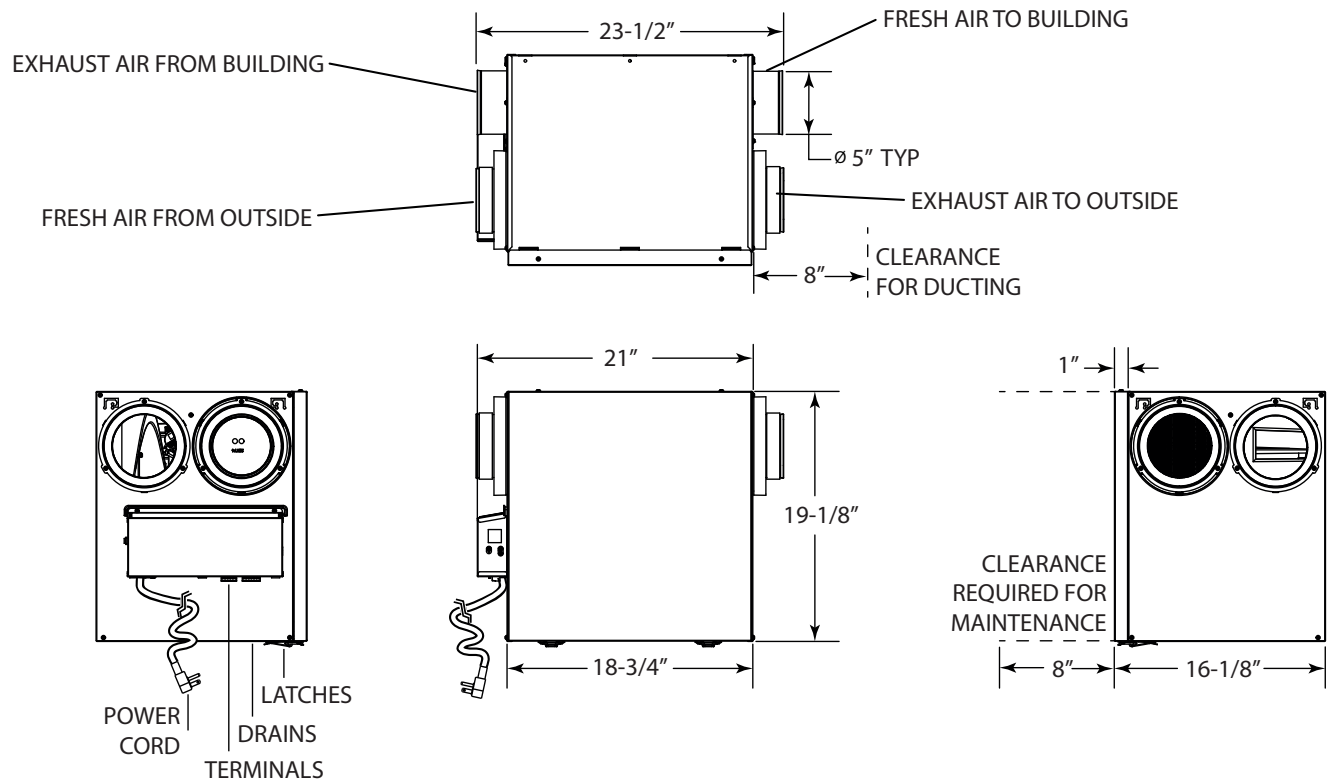
Control Name	Description of Modes	Model #
Premium	Touch Screen, Auto 2.0 Fully Configurable, Multiple Modes	KVACN0101CPC
Automatic	Auto 1.0, Filter Alert	KVACN0101CAC
Dehumidistat	Humidity Sensor / Selection	KVACN0101CDH
Speed Selector	5 Operating Time Periods	KVACN0101CSS
Auxiliary Bathroom Override	20 - 40 - 60 min. Settings	KVACN0101CBO

## DIMENSIONS

### 5" TOP PORTS



### 5" SIDE PORTS



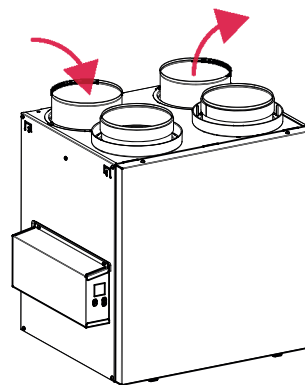
- Total assembled weight (core included) - approx 37 lb. (16.8 kg)

- Shipping weight - approx 44 lb. (20 kg)

A200613

## DEFROST SYSTEM

No negative pressure is created by air exhausted to the outdoors since the air is recirculated into the house, helping to prevent any backdraft.



A200615

FACTORY SETTING	OUTDOOR TEMPERATURE*					
	-5°C TO -15°C / 23°F TO 5°F		-15°C TO -27°C / 5°F TO -17°F		-27°C AND LESS / -17°F AND LESS	
CFM	AIR EXCHANGE IN MINUTES	DEFROST IN MINUTES	AIR EXCHANGE IN MINUTES	DEFROST IN MINUTES	AIR EXCHANGE IN MINUTES	DEFROST IN MINUTES
0 to 59	30	5	18	5	17	8
60 to 90	40	5	21	5	21	8
91 and more	20	5	15	5	15	8

PLUS	OUTDOOR TEMPERATURE*					
	-5°C TO -15°C / 3°F TO 5°F		-15°C TO -27°C / 5°F TO -17°F		-27°C AND LESS / -17°F AND LESS	
CFM	AIR EXCHANGE IN MINUTES	DEFROST IN MINUTES	AIR EXCHANGE IN MINUTES	DEFROST IN MINUTES	AIR EXCHANGE IN MINUTES	DEFROST IN MINUTES
0 to 59	24	7	14	7	14	10
60 to 90	30	7	16	7	15	10
91 and more	18	7	12	7	12	10

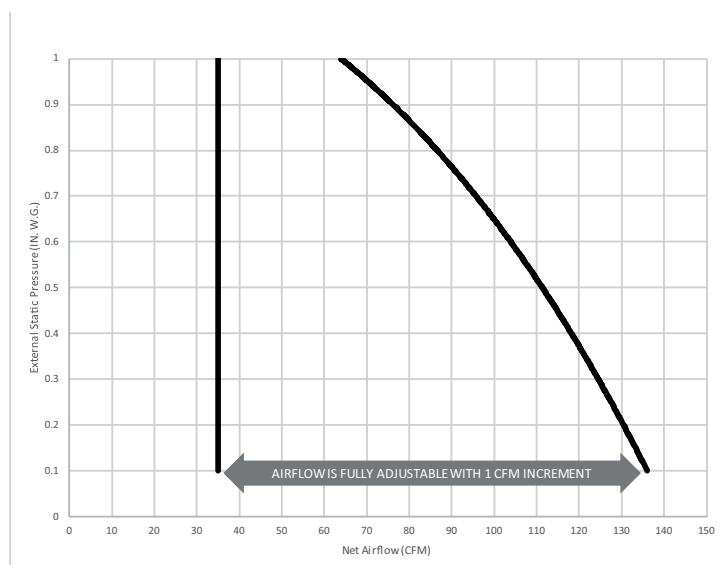
\*Outdoor temperature is read by a thermistor located inside the unit, next to fresh air from outdoor port.

## FAN CURVES

Thanks to new technology, no need to balance the unit manually. Both PMSM motors are controlled by an artificial intelligence performing 120 readings per minute then processing this information to maintain the requested airflow.

For typical installation, the software will ensure a balanced ventilation at every selected speed regardless of the weather conditions, the type of connection, the variable speed furnace/AHU, the stack effect, the filter clogging and so on. This results in peace of mind for installers and users knowing that the unit will always remain balanced and that it will maintain its maximum heat/energy recovery efficiency.

STATIC PRESSURE (PA)	STATIC PRESSURE (IN. W.G.)	NET SUPPLY AIRFLOW (L/s)	NET SUPPLY AIRFLOW (CFM)	GROSS AIRFLOW SUPPLY (L/s)	GROSS AIRFLOW SUPPLY (CFM)	GROSS AIRFLOW EXHAUST (L/s)	GROSS AIRFLOW EXHAUST (CFM)
25	0.1	64	136	65	138	65	138
50	0.2	62	131	63	133	63	133
75	0.3	58	123	59	125	59	125
100	0.4	56	119	57	121	57	121
125	0.5	53	112	54	114	54	114
150	0.6	49	104	50	106	50	106
175	0.7	45	95	46	97	46	97
200	0.8	41	87	42	89	42	89
225	0.9	36	76	37	78	37	78
250	1.0	30	64	31	66	31	66



A200635

## ENERGY PERFORMANCE

SUPPLY TEMPERATURE		NET AIR-FLOW		POWER CONSUMED WATTS	SENSIBLE RECOVERY EFFICIENCY	ADJUSTED SENSIBLE RECOVERY EFFICIENCY	LATENT RECOVERY / MOISTURE TRANSFER	APPARENT SENSIBLE EFFECTIVENESS	TOTAL RECOVERY EFFICIENCY	ADJUSTED TOTAL RECOVERY EFFICIENCY
°C	°F	L/S	CFM							
HEATING										
0	32	30	64	32	67	70	0.65	72	—	—
0	32	62	131	112	63	69	0.53	71	—	—
-25	-13	30	64	57	56	58	0.62	72	—	—
35	95	33	70	36	—	—	0.54	60	56	58

## REQUIREMENTS AND STANDARDS

- UL 1812 compliant (safety)
- Could be installed in compliance with CSA F326
- Performance tested as per CSA C439 Standard
- Complies with ROHS 2015/863 directive
- Compliant with Prop 65