



120V AC
Direct Wire
with Battery
Back-up


120V AC
Direct Wire


9V DC
Battery
Powered

FIREX[®]

Smoke Alarm

Photoelectric Smoke alarms

Items: 4480
480
480C (Canada)
484
484C (Canada)

Why Install a FireX[®] Smoke Alarm?

FireX photoelectric smoke alarms respond to slow burning, visible smoke caused by smoldering fires. Designed for use in kitchens and furnace rooms, they reduce nuisance alarms caused by cooking fumes or high humidity.

With state-of-the-art production testing equipment and installer focused innovations, FireX products have earned their reputation as the most preferred alarms among contractors.

Description

The FireX[®] 480(C), 484(C), and 4480 are photoelectric smoke alarms. These units have an 85 decibel horn, test button, and lighted power/alarm LED indicators. The 4480 and 484(C) AC smoke alarms can be interconnected with FireX ionization as well as photoelectric smoke alarms for the best smoke detection system.

4480 120V AC Direct Wire with Battery Back-up for single or multiple station use. The 4480 is interconnectable with up to 12 FireX AC/DC smoke alarms and 6 FireX heat or carbon monoxide alarms for a total of not more than 18 FireX devices. This unit has two separate lighted LEDs – green power-on LED confirms constant AC power and the red LED displays alarm/battery status.

484 120V AC Direct Wire for single or multiple station use. The 484 is interconnectable with up to 12 FireX AC smoke alarms. A green lighted LED blinks once per minute to confirm constant AC power and once per second when in alarm.

480 9V DC Battery Powered with a green lighted LED that “blinks” once per minute to confirm DC power and once per second in alarm. Alarm features a 30 day low battery indicator.

These FireX smoke alarms should be placed in single-family households or in each individual living unit of multiple-family buildings. All smoke alarms should be replaced every 10 years.



4480



484



480

Features and Benefits

Advanced photoelectric design – Fast detection of slow, smoldering fires.

Installation design and features similar to other FireX smoke alarms – Contractor familiarity with installation.

Interconnects with most FireX smoke, carbon monoxide and heat alarms – Compatible with other contractor preferred FireX products (except item 480).

Lighted Power/Alarm LED – Confirms unit is receiving power and provides visual indication of initiating alarm in interconnected systems.


Incorporates FireX installer-focused innovations – Fastest and easiest installation available.

Factory sealed housing – Prevents tampering and provides outstanding durability.

An ISO 9001 – 2000 Certified Company



5 Year
Limited
Warranty



Photoelectric Smoke Alarms

Architectural Specifications

The 4480 shall be 1-3/8" high and 5" wide, powered by a 120V AC, 60 Hz source with a 9 volt battery back-up. Nominal sensitivity shall be measured by U.L. at obs. $2.3 \pm .95\%/ft.$ A green continuous power on indicator shall be a built-in light emitting diode (LED) in the standby condition; a second red blinking LED shall indicate that a sufficient 9-volt battery back-up is present; when activated, the initiating alarm red LED shall flash while the interconnected alarms remain extinguished. A 7 day low battery signal shall be included.

The 484(C) shall be 1-3/16" high and 4-7/8" wide powered by a 120V AC, 60 Hz source. Nominal sensitivity shall be measured by U.L. at obs. $2.2 \pm 1.2\%/ft.$ and by U.L.C. at obs. $2.2 \pm .75\%/ft.$ A power-on indicator shall be a built-in LED which blinks once per minute in the standby condition; when activated, the initiating alarm LED shall flash while the interconnected alarms remain extinguished.

The 4480 and the 484(C) shall be rated at no more than 0.5W in standby and have 100% solid state alarm circuits over an input range of 100-130V AC. The alarm shall mount to a single gang box, 4" octagon junction box, or a square-to-round drywall ring without screw removal. It shall have a Quick Connect wiring harness.

The 480(C) shall be 1" high and 4" wide powered by a 9V DC battery source. Nominal sensitivity shall be measured by U.L. at obs. $2.2 \pm 1.2\%/ft.$ and by U.L.C. at obs. $2.2 \pm .75\%/ft.$ 100% solid state alarm circuits over an input range of 6.8-10V DC. A power-on indicator shall be a built-in LED which blinks once per minute in the standby condition and a 30 day low battery signal shall be included.

All FireX photoelectric smoke alarms shall have a photoelectric sensor. Operating temperature range shall be between 40° and 100°F (4°-38°C) and relative humidity range between 10%-93%. The test switch shall electronically activate the chamber to simulate smoke and check for proper operation. The electric horn shall have a level of 85 decibels at 10 feet and all units have a separate mounting bracket. Items 4480, 484, 480 shall meet the requirements of U.L. 217 and items 484(C) and 480(C) shall meet the requirements of U.L.C. S531.

Shipping Specifications

	4480 / 484 / 484C	480 / 480C
Individual Carton Dimensions	5-1/8" x 5-1/8" x 1-1/2" 13cm x 13cm x 3.8cm	4-1/8" x 4-1/8" x 1-1/2" 10.5cm x 10.5cm x 3.8cm
Master Carton Quantity	12	12
Master Carton Dimensions	10-3/4" x 10-1/2" x 5-3/4" 27.3cm x 26.7cm x 14.6cm	9-3/8" x 8-3/4" x 4-7/8" 23.8cm x 22.2cm x 12.4cm
Master Carton Weight	4480 - 6.4 lbs. / 2.9 kg. 484(C) - 4.5 lbs. / 2 kg.	480(C) - 3.5 lbs. / 1.6 kg.
Pallet Quantity	864	2160
Pallet Dimensions	40"L x 48"W x 40.5"D 102cm x 122cm x 103cm	48"L x 40"W x 48.3"D 122cm x 102cm x 123cm

Controls

invensys.
191 E. North Avenue
Carol Stream Illinois 60188 USA
Customer Service Telephone 1.800.951.5526
Customer Service Facsimile 1.630.260.7299
iccacustomerservice@invensys.com
www.FireXsafety.com
©2007 Invensys Controls

3505 Laird Road Unit #14
Mississauga Ontario L5L 5Y7 Canada
Customer Service Telephone 1.800.387.7978
Customer Service Facsimile 1.905.828.1265
iccacustomerservice@invensys.com

For Technical Service
Telephone 1.800.445.8299
Facsimile 1.630.260.7243
technicalservice@invensys.com

Invensys® and FireX® are trademarks of Invensys plc., its subsidiaries or affiliated companies.

5/07 - 150-1358F

FIREX[®]

Smoke Alarm

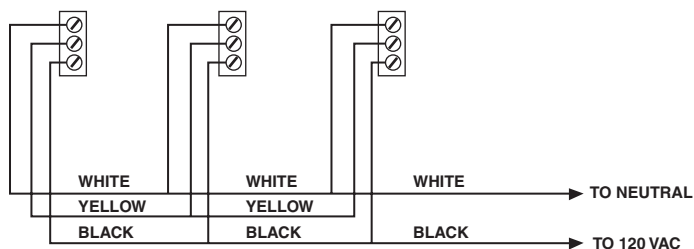
Technical Specifications

	4480	484	484C	480(C)
Product Weight	8 oz.	5.5 oz.		4.2 oz.
Operating Temperature	40°F to 100°F (4°C to 38°C)			
Interconnect Quantity	Up to 18 FireX alarms, up to 12 of which can be smoke alarms. FireX smoke alarm items 12000 (model FADCM), 5000 and 4618 (model FADC), 4518 (model ADC), 4418 (model AD), 4580 (model FAPD), 4480 (model PAD), 4671 (model TPCI), 484 (model PG), 406 (model G), FireX heat alarm 5700 (model ADH), FireX CO alarm 10000 (model COE).		Up to 18 FireX alarms, up to 12 of which can be smoke alarms. FireX smoke alarm items 12000C (model FADCM), 12400C (model GCM), 4518C (model ADC), 4671C (model TPCI), 418C and 406C (model G-18), FireX CO alarms 10000C (model COE), 10400C (model COEA).	
Electrical Rating	120V AC, 60 Hz, 50mA max. with 9V DC battery back-up	120V AC, 60 Hz, 50mA max.		9V DC battery
Alarm Point	2.3±0.95%/ft. obs.	2.2±1.2%/ft. obscuration (US) 2.2±.75%/ft. obscuration (Canada)		
Horn Output	85 decibels at 10 feet			
Listing	UL 217	UL 217	ULC S531	UL 217
Detection Type	Photoelectric			
Humidity Range	10% to 93% relative humidity			

* Heat alarm item. Interconnectable up to 12 FireX AC/DC smoke alarms and 6 FireX heat alarms.

Installation

This smoke alarm should be installed in accordance with NFPA's Standard 72 (National Fire Protection Association, Batterymarch Park, Quincy, MA 02269) and any local codes that apply. For the AC and AC/DC direct wire smoke alarms, use #18 AWG minimum solid or stranded wire. When interconnecting, maximum wire length between any two is 1,500 feet for #18 AWG or 4,000 feet for #14 AWG (20 OHMS loop resistance). DO NOT connect to any other type or model of heat or smoke alarm. Connect smoke and heat alarms to a single AC branch circuit. If local codes do not permit, be sure the neutral wire is common to both phases.



Ordering Data

Item No.	Model No.	Agency Listing	Packaging
4480	PAD	UL	carton
480	PB	UL	carton
480C	PB	CUL	carton
484	PG	UL	carton
484C	PG	ULC	carton