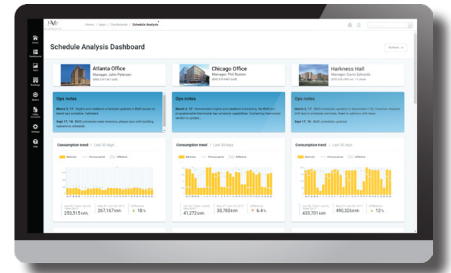




i-Vu® Building Automation System EcoReports™ Custom Edition

Part Number: CIV-ER-CUSTOM

EcoReports



EcoReports can be customized to build upon the EcoReports dashboards edition by adding several key analysis and visualization capabilities for advanced energy management across your building portfolio. Reconcile utility bills, measure and verify capital projects, create custom tenant dashboards and much more.

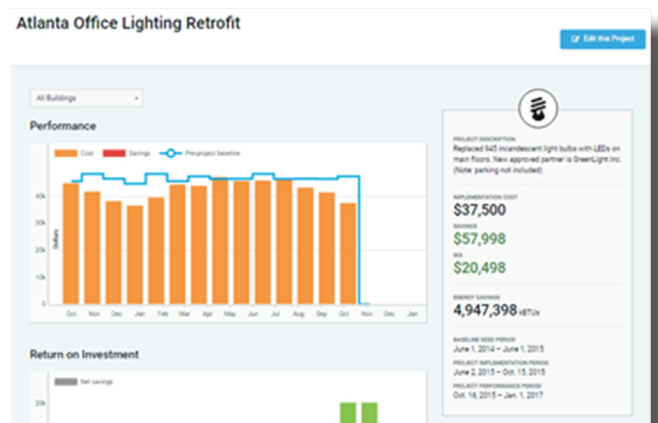
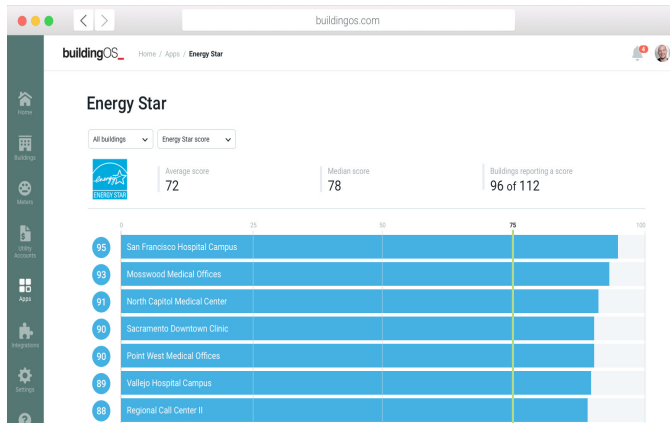


Leverage advanced analytics, machine learning, and actionable insights to reduce costs, save time, and forecast and track performance.

EcoReports leverages the i-Vu Pro building automation system to connect to real-time data in your facility.

Features & Benefits

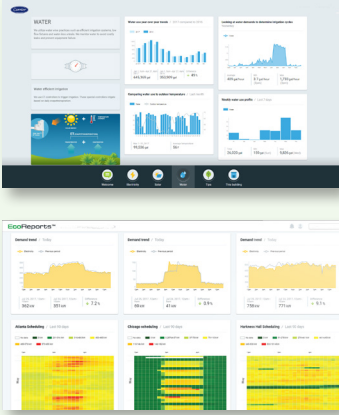



- Visually highlight buildings with the largest percent change in key metrics
- Dig deep into the performance of a single building or across your aggregated portfolio
- Use Energy Star Scores to benchmark against like buildings across the United States
- Calculate the performance and payback of efficiency projects using industry standard analysis to compare resource consumption before and after a project
- Create a dashboard for each of your tenants (or departments) to show detailed information about their usage and understand the “why” behind their billed utility costs
- Create customized budgets for any resource and any building or set of buildings using historic performance
- Display monthly totals over the course of a year, compared to a previous year or a baseline year. Additionally, selection of normalization factors enables weather-normalized or occupancy-normalized views.



i-Vu Building Automation System EcoReports Custom Edition

Part Number: CIV-ER-CUSTOM



Energy Management, Reporting, and Visualization	
	EcoReports Dashboards Edition The EcoReports dashboards edition showcases your building's energy conservation and sustainability measures to building occupants, making its behind-the-scenes workings engaging and interactive. Educate and engage building occupants and visitors by telling the story of your building. The dashboard features, made for the building management team, deliver a 360-degree view of building performance to help you meet your energy conservation and savings objectives. Create graphs, charts, reports and dashboards to visualize building data easily, and then share them with the stakeholders that matter most.
	EcoReports Custom Edition The EcoReports custom edition builds upon the EcoReports dashboards edition by adding several key analysis and visualization capabilities for advanced energy management across your building portfolio. Reconcile utility bills, measure and verify capital projects, create custom tenant dashboards, and much more.
Enterprise Level Security	
	i-Vu Secure Data Connector Our EcoReports packages leverage data from the i-Vu building automation system. The i-Vu secure data connector establishes an authenticated (oAuth) push-based connection which provides outbound reporting of building and meter data from the i-Vu system to your EcoReports cloud environment. The connector uses a secure and encrypted authenticated session (over SSL) which pushes information up to the cloud and does not require any inbound connectivity.
Building Automation & Control	
	i-Vu Pro Building Automation System The i-Vu building automation system transforms equipment and controls into a cohesive system that allows facilities staff to monitor and control the entire building for occupant comfort and energy efficiency.

