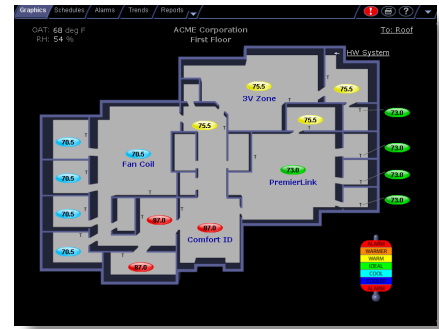




i-Vu® Building Automation System i-Vu Alarming



Alarm Actions

i-Vu is easily configured to perform alarm actions that can notify personnel of an alarm or record information about an alarm in your Carrier system:

- Send an e-mail
- Print
- Play an audio file
- Pop-up a message on a client PC

System-Wide Alarms Button

A system-wide alarms button is always present and changes color based on severity of alarms in your Carrier system:

- Red - critical alarms need to be acknowledged
- Yellow - non-critical alarms need to be acknowledged
- Black - no alarms need to be acknowledged

Intuitive Alarm Viewer

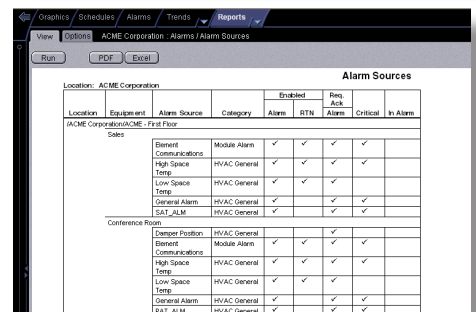
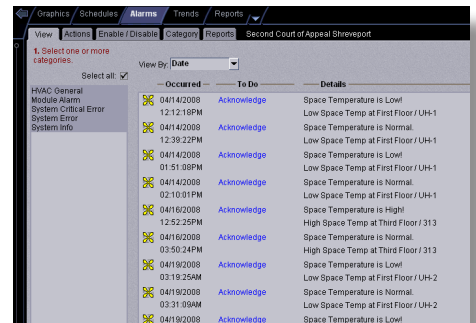
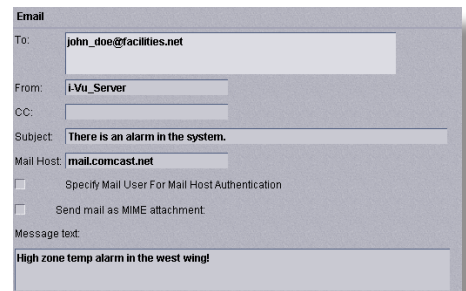
i-Vu's powerful alarming capabilities allow you to see alarm events in your entire Carrier system from a single screen.

Alarms are easily sorted by date, type, or incident, allowing you to respond quickly to critical alarms while filtering out nuisance alarms.

- View, acknowledge, print, or delete alarms with ease
- Search for specific alarms based on time and date

Reports

- Alarms - view alarms that are currently in the system
- Alarm Sources - view all points that are configured to alarm
- Alarm Actions - view the configured actions for each alarm



For more information, contact your local Carrier Controls Expert.
Controls Expert Locator:
www.carrier.com/controls-experts