

VRF Outdoor Unit 38VMA168HDS5-1 - Heat Pump



Submittal Data

Job Data _____ Location _____
 Buyer _____ Buyer PO # _____ Carrier # _____
 Unit Number _____ Model Number _____
 Performance Data Certified By _____ Date _____



Heat Pump Features

- 6, 8, 10, and 12 ton modules available
- Modules have inverter-driven scroll compressors
- Direct-drive, inverter-driven outdoor motor
- Modules can be combined to form larger systems, up to 36 tons
- 3280 ft (1000 m) actual total system piping (liquid line)
- 656 ft (200 m) actual piping length from outdoor unit to furthest fan coil
- Up to 3937 ft (1200 m) control wiring between the outdoor units and indoor units

- Operating temperature range
Cooling (db): 5° to 125°F
(-15° to 52°C)
Heating (wb): -5° to 64°F
(-21° to 18°C)
- Protection: high pressure sensor and switch, low pressure sensor and switch, process controller board fuse, inverter overload protection
- 7-year compressor limited warranty
- 5-year parts limited warranty

Combination Model		38VMA168HDS5-1
Header Unit Model		38VMA096HDS5-1
Follower Model		38VMA072HDS5-1
PERFORMANCE		
Nominal Cooling Capacity	Btu/h	163,800
Nominal Heating Capacity	Btu/h	188,000
Maximum Total Connected Indoor Unit Capacity		50% to 135%
COOLING EFFICIENCY†		
EER/IEER, Ducted FCUs	Btu/Wh	12.00/22.00
Power Consumption, Ducted FCUs	kW	12.40
EER/IEER, Ductless FCUs	Btu/Wh	12.50/22.00
Power Consumption, Ductless FCUs	kW	11.00
HEATING EFFICIENCY†		
COP at 47°F, Ducted FCUs		3.64
Power Consumption, Ducted FCUs	kW	13.90
COP at 47°F, Ductless FCUs		3.80
Power Consumption, Ductless FCUs	kW	12.40
Fan Type (Qty)		Propeller (4)
Airflow, Standard Range	CFM	2 X 7650
Sound Pressure	dBA	65
External Static Pressure*	in. wg	0.08
ELECTRICAL		
Power Supply	V/Ph/Hz	208-230/3/60
Minimum Circuit Amps (MCA)	A	46 + 45
Recommended Fuse Size	A	50 + 50

LEGEND

db	— Dry Bulb
COP	— Coefficient of Performance
EER	— Energy Efficiency Ratio
FCU	— Fan Coil Unit
IEER	— Integrated Energy Efficiency Ratio
wb	— Wet Bulb

COMPRESSORS		
Type (Number)		Inverter Hermetic Scroll (2)
FAN MOTOR		
Motor Type (Steps)	Inverter Direct Driven (13)	
Motor Output	kW	4 X 0.27
PHYSICAL DATA		
Pipe Connection Size - Liquid (High Pressure)**	in.	5/8 (Brazed)
Pipe Connection Size - Gas (Low Pressure)**	in.	1-1/8 (Brazed)
Balance	in.	1/4 (Brazed)
Refrigerant	R-410A	
Factory Charge††	lb	2 X 37.5
Unit Width	in.	2 X 52-3/4
Unit Height	in.	64-3/8
Unit Depth	in.	31-1/8
Net Weight	lb	2 X 659
REQUIRED ACCESSORY		
Twinning Kit	40VM900021	

†Rated per AHRI (Air-Conditioning, Heating and Refrigeration Institute) 1230 Standard.

Cooling: Indoor 80°F (27°C) db/67°F (20°C) wb; Outdoor 95°F (35°C) db
 Heating: Indoor 70°F (21°C) db; Outdoor 47°F (8°C) db/43°F (6°C) wb

*Requires setting by menu functions.

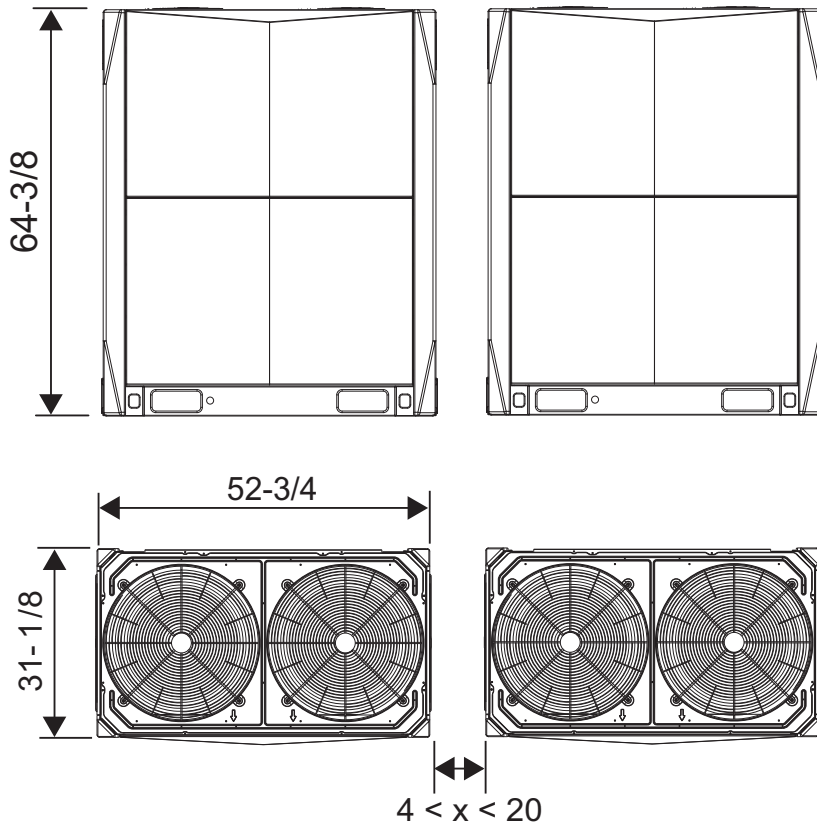
**Main pipe size leaving twinning kit.

††Additional charge required.

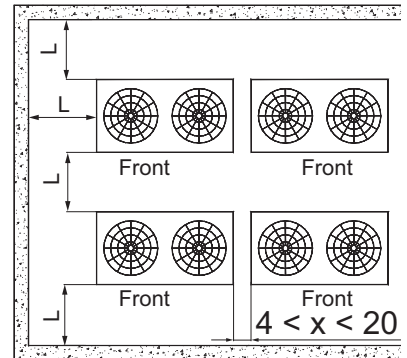
NOTE: Unit cabinet and coil slab shall be capable of withstanding 500-hour salt spray test.

Manufacturer reserves the right to discontinue, or change at any time, specifications or designs without notice and without incurring obligations.

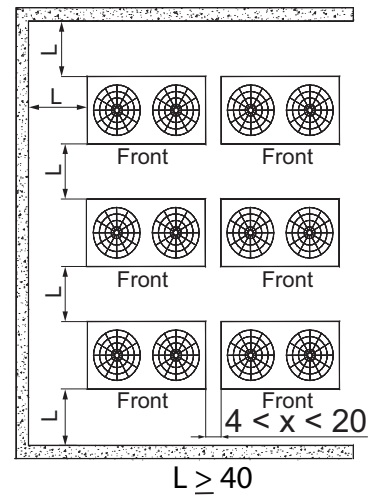
DIMENSIONAL DRAWING **OUTDOOR UNIT COMBINATION 38VMA168HDS5-1**



Two rows



More than two rows

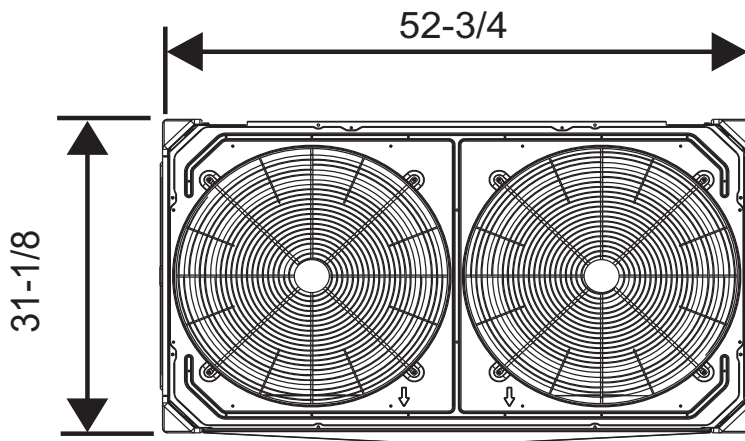
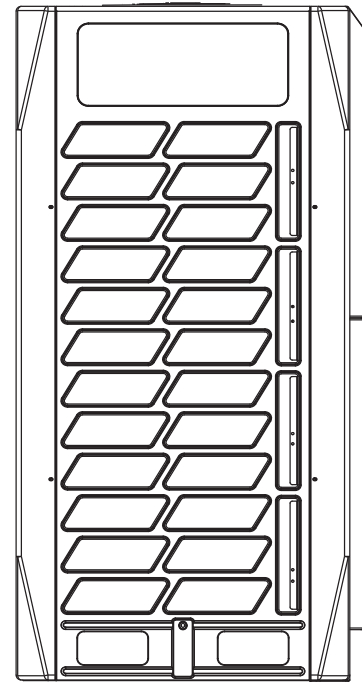
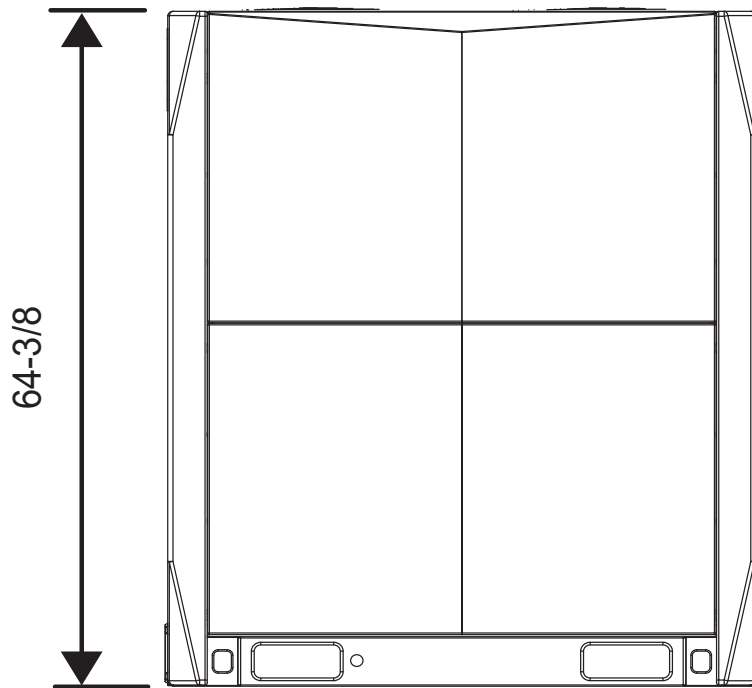


NOTE: All dimensions shown in inches.

MODEL NAME	OUTDOOR UNIT	
	HEADER UNIT	FOLLOWER UNIT
38VMA168HDS5-1	38VMA096HDS5-1	38VMA072HDS5-1

DIMENSIONAL DRAWING

OUTDOOR SINGLE UNIT 38VMA096HDS5-1 and 38VMA072HDS5-1



NOTE: All dimensions shown in inches.



© Carrier Corporation 2018

Manufacturer reserves the right to discontinue, or change at any time, specifications or designs without notice and without incurring obligations.

Printed in U.S.A.

Form 38VMH1685-C-2SD

Pg 3

08-18

Replaces: 38VMH1685-C-1SD