


VRF Outdoor Unit MMY-UP240H1FT9P-UL - Elite Heat

TOSHIBA
Carrier

Submittal Data

Job Name _____ Location _____
Tag _____



Elite Heat Heat Recovery Features

- Modules and pairings available from 6 to 42 tons
- Modules have inverter-driven rotary compressors
- Direct-drive, inverter-driven outdoor motor
- Up to 3937 ft actual total system piping (liquid line)
- 656 ft (200 m) actual piping length from outdoor unit to furthest fan coil

- Operating temperature range
Cooling (db): -10° to 125°F (-15° to 52°C)
Heating (wb): -30° to 60°F (-25° to 18°C)
- Protection: high pressure sensor and switch, low pressure sensor and switch, process controller board fuse, inverter overload protection
- 7-year compressor limited warranty
- 5-year parts limited warranty

Combination Model		MMY-UP240H1FT9P-UL
Header Unit Model		MUP120H1FT9P-UL
Follower Unit Model		MUP120H1FT9P-UL
PERFORMANCE		
Nominal Cooling Capacity	Btu/h	240,000
Nominal Heating Capacity	Btu/h	270,000
Maximum Number of Indoor Units		43
SIMULTANEOUS COOLING AND HEATING EFFICIENCY†		
SCHE, Ducted FCUs		28.0
SCHE, Ductless FCUs		28.8
COOLING EFFICIENCY†		
EER/IEER, Ducted FCUs	Btu/Wh	12.1/22.5
Power Consumption, Ducted FCUs	kW	16.79
EER/IEER, Ductless FCUs	Btu/Wh	12.6/23.3
Power Consumption, Ductless FCUs	kW	17.70
HEATING EFFICIENCY†		
COP at 47°F, Ducted FCUs		3.60
Power Consumption, Ducted FCUs	kW	18.79
COP at 47°F, Ductless FCUs		4.40
Power Consumption, Ductless FCUs	kW	16.63
Fan Type (Qty)		Propeller (4)
Airflow, Standard Range	CFM	7416 x 2
Sound Pressure	dBA	63
External Static Pressure*	in. wg	0.321 x 2

LEGEND

db	—	Dry Bulb
COP	—	Coefficient of Performance
EER	—	Energy Efficiency Ratio
FCU	—	Fan Coil Unit
IEER	—	Integrated Energy Efficiency Ratio
wb	—	Wet Bulb
SCHE	—	Simultaneous Cooling and Heating Efficiency

ELECTRICAL		
Power Supply	V/Ph/Hz	208-230/3/60
Minimum Circuit Amps (MCA)	A	53.1 x 2
Maximum Overcurrent Protection (MOCP)	A	70 x 2
COMPRESSORS		
Type (Number)		Hermetic Triple Rotary (2)
FAN MOTOR		
Motor Output	kW	0.38 x 4
PHYSICAL DATA		
Pipe Connection Size - Liquid (High Pressure)	in.	1/2 x 2 (Brazed)
Pipe Connection Size - Gas (High/Low Pressure)	in.	3/4 (Brazed)
Suction Gas		1-1/8 (Brazed)
Refrigerant		R-410A
Factory Charge††	lb	19.8 x 2
Unit Width	in.	51-1/2 x 2
Unit Height	in.	66-1/2 x 2
Unit Depth	in.	31-1/4 x 2
Net Weight	lb	783 x 2

†Rated per AHRI (Air-Conditioning, Heating and Refrigeration Institute) 1230 Standard.

Cooling: Indoor 80°F (27°C) db/67°F (20°C) wb; Outdoor 95°F (35°C) db
Heating: Indoor 70°F (21°C) db; Outdoor 47°F (8°C) db/43°F (6°C) wb

*Requires setting by menu functions.

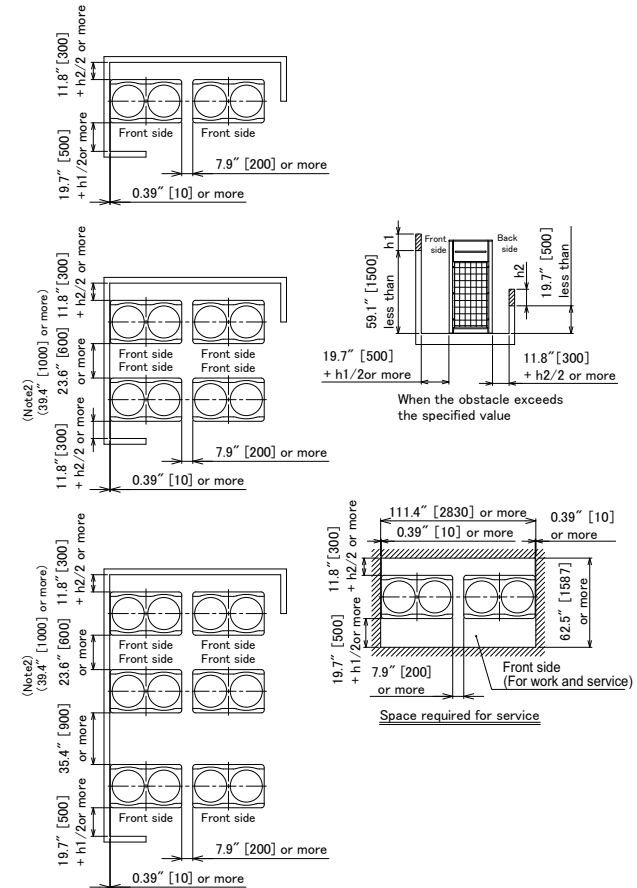
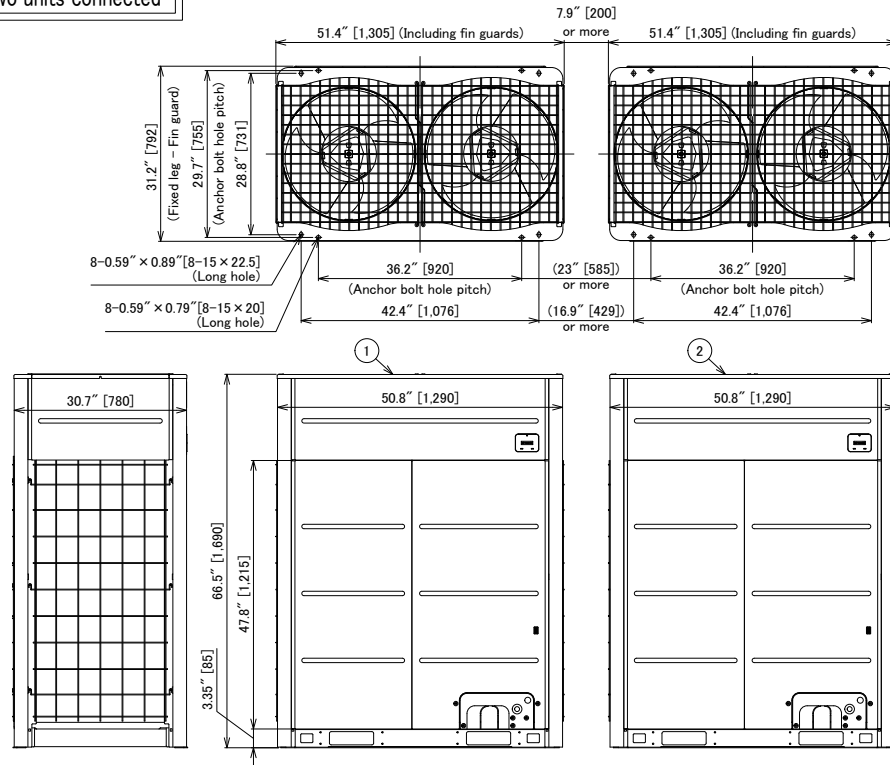
††Additional charge required.

NOTE: Unit cabinet and coil slab shall be capable of withstanding 500-hour salt spray test.

DIMENSIONAL DRAWING

OUTDOOR UNIT MMY-UP240H1FT9P-UL

Two units connected



Note)

- If there is an obstacle at the upper side of the outdoor unit, set the top end of the outdoor unit 78.7in [2000mm] apart from the obstacle.
- Draw out the pipe procured locally to the front of the outdoor unit horizontally, and keep 19.7in [500mm] or more between the outdoor unit and traversing pipe if placing pipe transversely.
- Arrange each outdoor unit in order of its capacity.
(Header unit① ≥ Follower unit②)

Model name	Outdoor unit	
	① Header unit	② Follower unit
MMY-UP240H1FT9PUL	MMY-MUP120H1FT9PUL	MMY-MUP120H1FT9PUL

(Unit : in [mm])

