

# VRF Outdoor Unit 38VMA360HDS6-1 - Heat Pump



## Submittal Data

Job Data \_\_\_\_\_ Location \_\_\_\_\_  
 Buyer \_\_\_\_\_ Buyer PO # \_\_\_\_\_ Carrier # \_\_\_\_\_  
 Unit Number \_\_\_\_\_ Model Number \_\_\_\_\_  
 Performance Data Certified By \_\_\_\_\_ Date \_\_\_\_\_



### Heat Pump Features

- 6, 8, 10, and 12 ton modules available
- Modules have inverter-driven scroll compressors
- Direct-drive, inverter-driven outdoor motor
- Modules can be combined to form larger systems, up to 36 tons
- 3280 ft (1000 m) actual total system piping (liquid line)
- 656 ft (200 m) actual piping length from outdoor unit to furthest fan coil
- Up to 3937 ft (1200 m) control wiring between the outdoor units and indoor units

- Operating temperature range  
Cooling (db): 5° to 125°F  
(-15° to 52°C)  
Heating (wb): -5° to 64°F  
(-21° to 18°C)
- Protection: high pressure sensor and switch, low pressure sensor and switch, process controller board fuse, inverter overload protection
- 7-year compressor limited warranty
- 5-year parts limited warranty

Combination Model		38VMA360HDS6-1
Header Unit Model		38VMA120HDS6-1
Follower Model		38VMA120HDS6-1
Follower Model		38VMA120HDS6-1
<b>PERFORMANCE</b>		
Nominal Cooling Capacity	Btu/h	342,300
Nominal Heating Capacity	Btu/h	378,000
Maximum Total Connected Indoor Unit Capacity		50% to 135%
<b>COOLING EFFICIENCY†</b>		
EER/IEER, Ducted FCUs	Btu/Wh	10.40/18.00
Power Consumption, Ducted FCUs	kW	29.90
EER/IEER, Ductless FCUs	Btu/Wh	10.20/17.50
Power Consumption, Ductless FCUs	kW	30.50
<b>HEATING EFFICIENCY†</b>		
COP at 47°F, Ducted FCUs		3.20
Power Consumption, Ducted FCUs	kW	31.00
COP at 47°F, Ductless FCUs		3.20
Power Consumption, Ductless FCUs	kW	31.00
Fan Type (Qty)		Propeller (6)
Airflow, Standard Range	CFM	3 X 8250
Sound Pressure	dBA	66.5
External Static Pressure*	in. wg	0.24
<b>ELECTRICAL</b>		
Power Supply	V/Ph/Hz	460/3/60
Minimum Circuit Amps (MCA)	A	3 X 25
Recommended Fuse Size	A	3 X 30

### LEGEND

db	—	Dry Bulb
COP	—	Coefficient of Performance
EER	—	Energy Efficiency Ratio
FCU	—	Fan Coil Unit
IEER	—	Integrated Energy Efficiency Ratio
wb	—	Wet Bulb

### COMPRESSORS

Type (Number)		Inverter Hermetic Scroll (3)
---------------	--	------------------------------

### FAN MOTOR

Motor Type (Steps)	Inverter Direct Driven (13)	
Motor Output	kW	6 X 0.27

### PHYSICAL DATA

Pipe Connection Size - Liquid (High Pressure)**	in.	3/4 (Brazed)
Pipe Connection Size - Gas (Low Pressure)**	in.	1-3/8 (Brazed)
Balance	in.	1/4 (Brazed)
Refrigerant		R-410A
Factory Charge††	lb	3 X 37.5
Unit Width	in.	3 X 52-3/4
Unit Height	in.	64-3/8
Unit Depth	in.	31-1/8
Net Weight	lb	3 X 659

### REQUIRED ACCESSORY

Twinning Kit	40VM900022
--------------	------------

†Rated per AHRI (Air-Conditioning, Heating and Refrigeration Institute) 1230 Standard.

Cooling: Indoor 80°F (27°C) db/67°F (20°C) wb; Outdoor 95°F (35°C) db

Heating: Indoor 70°F (21°C) db; Outdoor 47°F (8°C) db/43°F (6°C) wb

\*Requires setting by menu functions.


\*\*Main pipe size leaving twinning kit.

††Additional charge required.

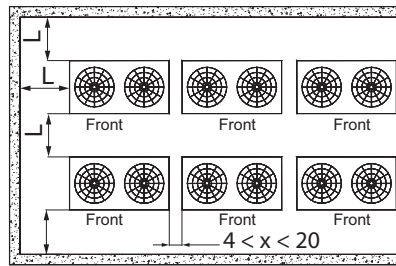
NOTE: Unit cabinet and coil slab shall be capable of withstanding 500-hour salt spray test.

Manufacturer reserves the right to discontinue, or change at any time, specifications or designs without notice and without incurring obligations.

# DIMENSIONAL DRAWING OUTDOOR UNIT COMBINATION 38VMA360HDS6-1

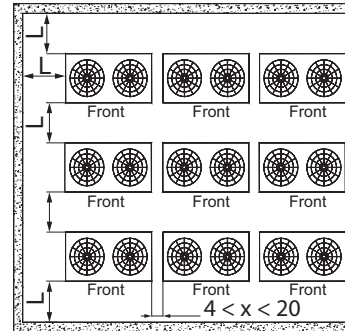


Two rows



Note:  $L \geq 40$  in.

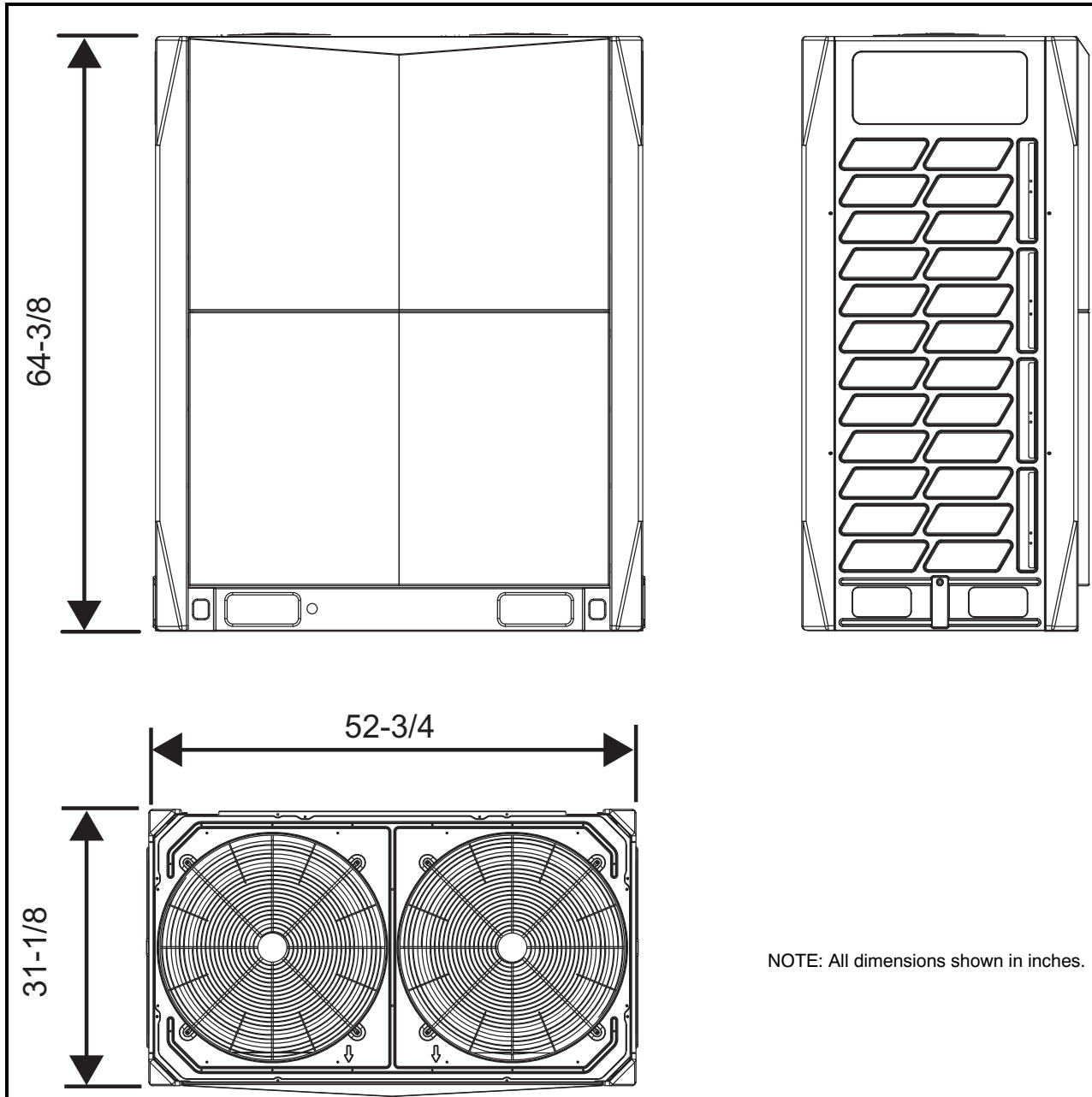
More than two rows



Note: All dimensions are shown in inches.

Model Name	Outdoor Unit		
	Header Unit	Follower Unit	Follower Unit
38VMA360HDS6-1	38VMA120HDS6-1	38VMA120HDS6-1	38VMA120HDS6-1

# DIMENSIONAL DRAWING OUTDOOR SINGLE UNIT 38VMA120HDS6-1



© Carrier Corporation 2018