

# VRF Indoor Unit 40VML012---3—Low Static Duct



## Submittal Data

Job Name \_\_\_\_\_ Location \_\_\_\_\_  
Tag \_\_\_\_\_



### STANDARD FEATURES

- Rear Return Air Opening is Standard and Bottom Return is Optional
- Three Fan Speeds - High, Medium, and Low
- Knockout for Outside Air
- Built-in Drain Pump from Factory
- Built in EXV (Electronic Expansion Valve) for Installation Ease

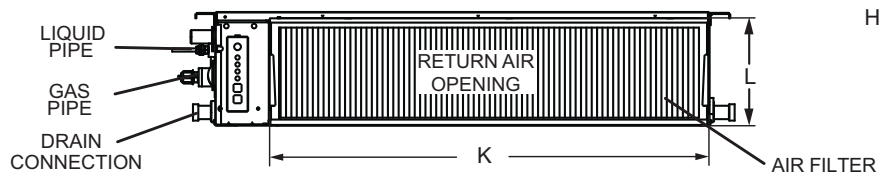
| INDOOR UNIT MODEL              |         | 40VML012---3    |
|--------------------------------|---------|-----------------|
| PERFORMANCE                    |         |                 |
| Cooling Rated Capacity         | Btu/h   | 12,170          |
| Sensible Cooling Capacity      | Btu/h   | 7,680           |
| Heating Rated Capacity         | Btu/h   | 13,500          |
| Airflow (H / M / L)            | CFM     | 353 / 294 / 236 |
| Sound Pressure (H / M / L)     | dBA     | 37 / 34.6 / 33  |
| ELECTRICAL                     |         |                 |
| Power Supply                   | V/Ph/Hz | 208-230/1/60    |
| Power Consumption (Input)      | W       | 32              |
| Minimum Circuit Amps (MCA)     | A       | 0.6             |
| Maximum Overcurrent Protection | A       | 15.0            |
| Motor Type                     |         | DC              |

| PHYSICAL DATA  |        |          |
|--|--------|----------|
| Pipe Connection Size - Liquid                            | in.    | 1/4 (OD) |
| Pipe Connection Size - Suction                           | in.    | 1/2 (OD) |
| Pipe Connection Size - Drain                             | in.    | 1 (OD)   |
| Minimum External Static Pressure (ESP) (Factory Default) | in. wg | 0.0      |
| Maximum External Static Pressure (ESP)                   | in. wg | 0.2      |
| Refrigerant  |        | R-410A   |
| Unit Width   | in.    | 30-3/4   |
| Unit Height  | in.    | 8-1/4    |
| Unit Depth   | in.    | 19-3/4   |
| Net Unit Weight  | lb     | 41       |


### ACCESSORIES

- ☐ Wireless Remote Controller 40VM900001
- ☐ Wired Remote Controller - Non-Prog. 40VM900002
- ☐ Wired Remote Controller - Prog. 40VM900003
- ☐ Touch Screen Wired Controller 40VM900005
- ☐ Touch Screen Central Controller 40VM900006

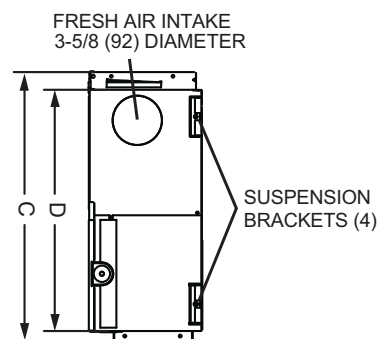
# DIMENSIONAL DRAWING INDOOR UNIT LOW STATIC DUCT 40VML012---3



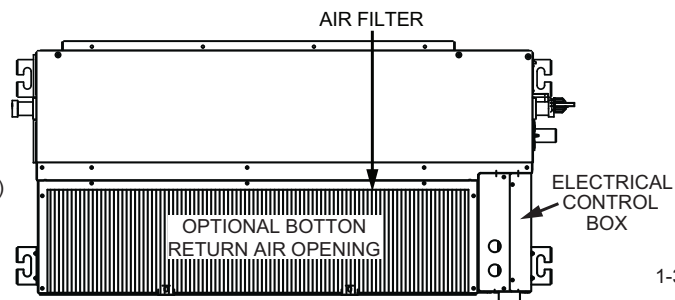
REAR VIEW



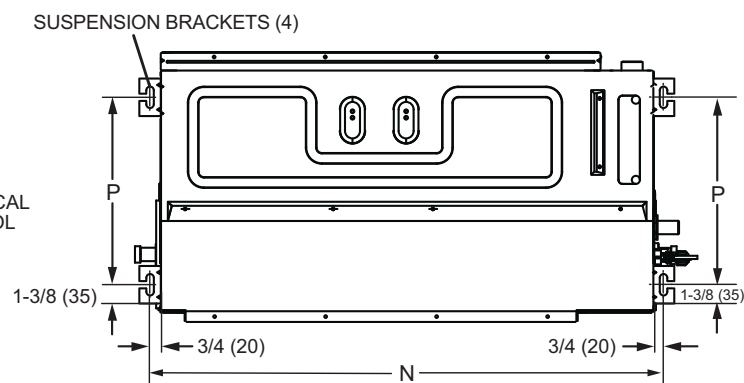
FRONT VIEW



SIDE VIEW



BOTTOM VIEW



TOP VIEW

Note: All dimensions are shown in inches

| 40VML UNIT SIZE | DIMENSION (in.) |       |        |        |        |       |        |     |       |        |       |        | P      |
|-----------------|-----------------|-------|--------|--------|--------|-------|--------|-----|-------|--------|-------|--------|--------|
|                 | A               | B     | C      | D      | E      | F     | G      | H   | J     | K      | L     | N      |        |
| 012             | 27 1/2          | 8 1/4 | 19 3/4 | 17 3/4 | 30 3/4 | 1 3/4 | 20 1/8 | 5/8 | 5 3/4 | 23 5/8 | 7 3/4 | 29 1/8 | 13 3/4 |

