

# VRF Indoor Unit 40VML009---3—Low Static Duct



## Submittal Data

Job Name \_\_\_\_\_ Location \_\_\_\_\_  
Tag \_\_\_\_\_



### STANDARD FEATURES

- Rear Return Air Opening is Standard and Bottom Return is Optional
- Three Fan Speeds - High, Medium, and Low
- Knockout for Outside Air
- Built-in Drain Pump from Factory
- Built in EXV (Electronic Expansion Valve) for Installation Ease

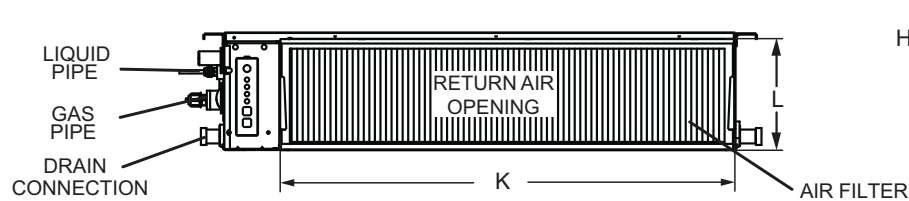
INDOOR UNIT MODEL		40VML009---3
PERFORMANCE		
Cooling Rated Capacity	Btu/h	9,130
Sensible Cooling Capacity	Btu/h	6,020
Heating Rated Capacity	Btu/h	10,000
Airflow (H / M / L)	CFM	283 / 253 / 224
Sound Pressure (H / M / L)	dBA	34.5 / 32 / 31
ELECTRICAL		
Power Supply	V/Ph/Hz	208-230/1/60
Power Consumption (Input)	W	25
Minimum Circuit Amps (MCA)	A	0.5
Maximum Overcurrent Protection	A	15.0
Motor Type		DC

PHYSICAL DATA		
Pipe Connection Size - Liquid	in.	1/4 (OD)
Pipe Connection Size - Suction	in.	1/2 (OD)
Pipe Connection Size - Drain	in.	1 (OD)
Minimum External Static Pressure (ESP) (Factory Default)	in. wg	0.0
Maximum External Static Pressure (ESP)	in. wg	0.2
Refrigerant		R-410A
Unit Width	in.	30-3/4
Unit Height	in.	8-1/4
Unit Depth	in.	19-3/4
Net Unit Weight	lb	41

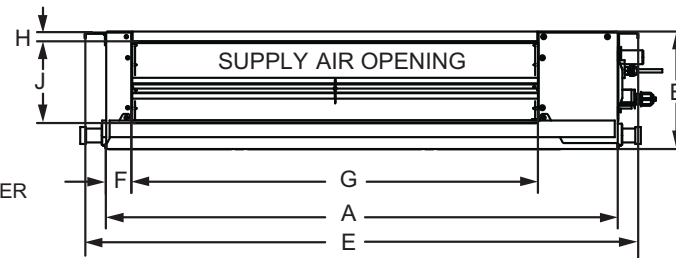
### ACCESSORIES

- ☐ Wireless Remote Controller 40VM900001
- ☐ Wired Remote Controller - Non-Prog. 40VM900002
- ☐ Wired Remote Controller - Prog. 40VM900003
- ☐ Touch Screen Wired Controller 40VM900005
- ☐ Touch Screen Central Controller 40VM900006

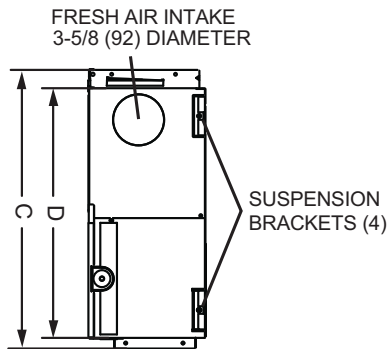
# DIMENSIONAL DRAWING INDOOR UNIT LOW STATIC DUCT 40VML009---3



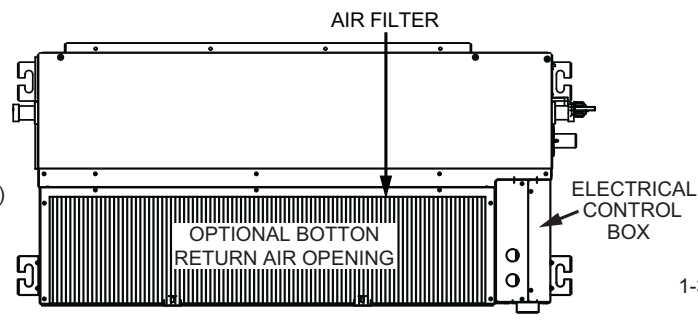
**REAR VIEW**



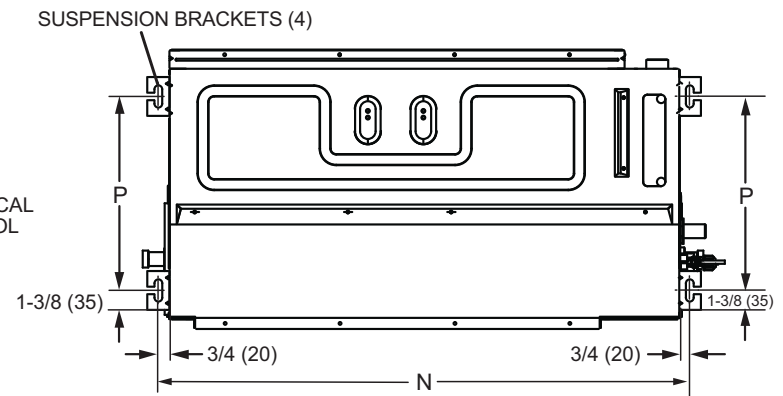
**FRONT VIEW**



**SIDE VIEW**



**BOTTOM VIEW**



**TOP VIEW**

Note: All dimensions are shown in inches

40VML UNIT SIZE	DIMENSION (in.)												
	A	B	C	D	E	F	G	H	J	K	L	N	P
009	27 1/2	8 1/4	19 3/4	17 3/4	39 3/4	1 3/4	20 1/8	5/8	5 3/4	23 5/8	7 3/4	29 1/8	13 3/4

