


VRF Indoor Unit 40VMZ012---3—Reheat Unit



Submittal Data

Job Name _____ Location _____
Tag _____



STANDARD FEATURES

- Ducted Supply and Return Opening
- Three Fan Speeds - High, Medium, and Low
- Built in EXV (Electronic Expansion Valve) for Install Ease

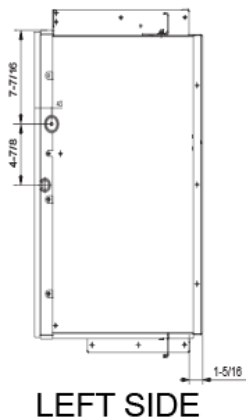
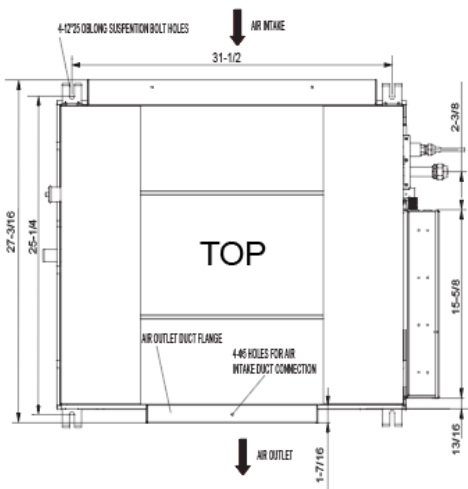
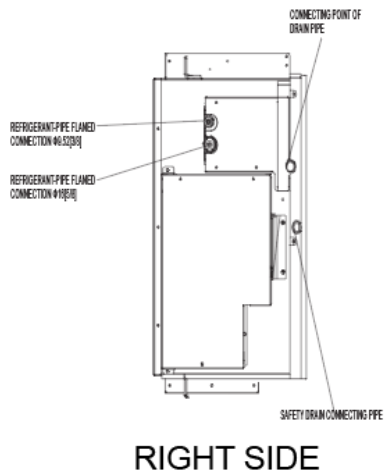
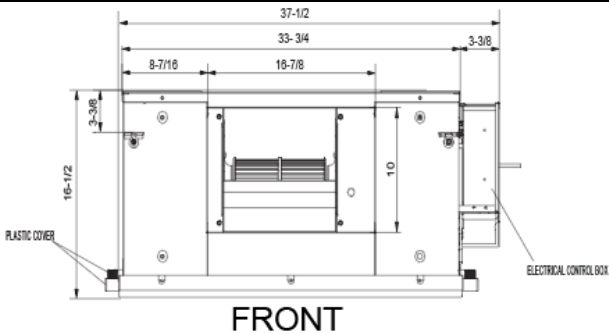
INDOOR UNIT MODEL		40VMZ012---3
PERFORMANCE		
Heating Rated Capacity	Btu/h	12,000
Airflow (H / M / L)	CFM	647 / 559 / 471
Sound Pressure (H / M / L)	dBA	39.3 / 38.6 / 32.5
ELECTRICAL		
Power Supply	V/Ph/Hz	208-230/1/60
Indoor Fan Motor Power Consumption (Input)	W	98
Minimum Circuit Amps (MCA)	A	1.4
Maximum Overcurrent Protection	A	15.0
Motor Type		DC

PHYSICAL DATA		
Pipe Connection Size - Liquid	in.	3/8 (OD)
Pipe Connection Size - Suction	in.	5/8 (OD)
Pipe Connection Size - Drain	in.	1 (OD)
Minimum External Static Pressure (ESP) (Factory Default)	in. wg	0.2
Maximum External Static Pressure (ESP)	in. wg	0.8
Refrigerant		R-410A
Unit Width	in.	37-1/2
Unit Height	in.	16-1/2
Unit Depth	in.	27-3/16
Net Unit Weight	lb	112

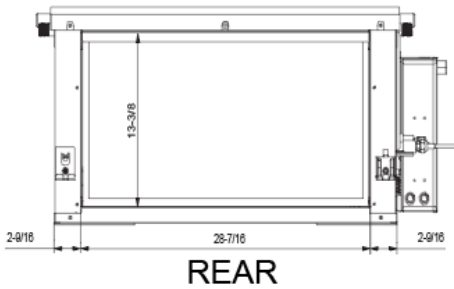
ACCESSORIES

- ☐ Wireless Remote Controller 40VM900001
- ☐ Wired Remote Controller - Non-Prog. 40VM900002
- ☐ Wired Remote Controller - Prog. 40VM900003
- ☐ Touch Screen Wired Controller 40VM900005
- ☐ Touch Screen Central Controller 40VM900006

**DIMENSIONAL DRAWING
INDOOR REHEAT UNIT 40VMZ012---3**



Unit: inches (mm)



SERVICE CLEARANCE INDOOR REHEAT UNIT 40VMZ012---3

