

VRF Outdoor Unit 38VMA288HDS6-1 - Heat Pump



Submittal Data

Job Data _____ Location _____
 Buyer _____ Buyer PO # _____ Carrier # _____
 Unit Number _____ Model Number _____
 Performance Data Certified By _____ Date _____



Heat Pump Features

- 6, 8, 10, and 12 ton modules available
- Modules have inverter-driven scroll compressors
- Direct-drive, inverter-driven outdoor motor
- Modules can be combined to form larger systems, up to 36 tons
- 3280 ft (1000 m) actual total system piping (liquid line)
- 656 ft (200 m) actual piping length from outdoor unit to furthest fan coil
- Up to 3937 ft (1200 m) control wiring between the outdoor units and indoor units

- Operating temperature range
Cooling (db): 5° to 125°F
(-15° to 52°C)
Heating (wb): -5° to 64°F
(-21° to 18°C)
- Protection: high pressure sensor and switch, low pressure sensor and switch, process controller board fuse, inverter overload protection
- 7-year compressor limited warranty
- 5-year parts limited warranty

Combination Model		38VMA288HDS6-1
Header Unit Model		38VMA144HDS6-1
Follower Model		38VMA144HDS6-1

PERFORMANCE

Nominal Cooling Capacity	Btu/h	283,500
Nominal Heating Capacity	Btu/h	320,000
Maximum Total Connected Indoor Unit Capacity		50% to 135%

COOLING EFFICIENCY†

EER/IEER, Ducted FCUs	Btu/Wh	9.50/18.00
Power Consumption, Ducted FCUs	kW	27.40
EER/IEER, Ductless FCUs	Btu/Wh	9.50/18.00
Power Consumption, Ductless FCUs	kW	27.00

HEATING EFFICIENCY†

COP at 47°F, Ducted FCUs		3.20
Power Consumption, Ducted FCUs	kW	26.40
COP at 47°F, Ductless FCUs		3.20
Power Consumption, Ductless FCUs	kW	26.00
Fan Type (Qty)		Propeller (4)
Airflow, Standard Range	CFM	2 X 8830
Sound Pressure	dBA	67.5
External Static Pressure*	in. wg	0.08

ELECTRICAL

Power Supply	V/Ph/Hz	460/3/60
Minimum Circuit Amps (MCA)	A	2 X 33
Recommended Fuse Size	A	2 X 40

LEGEND

db	— Dry Bulb
COP	— Coefficient of Performance
EER	— Energy Efficiency Ratio
FCU	— Fan Coil Unit
IEER	— Integrated Energy Efficiency Ratio
wb	— Wet Bulb

COMPRESSORS

Type (Number)		Inverter Hermetic Scroll (4)
---------------	--	------------------------------

FAN MOTOR

Motor Type (Steps)	Inverter Direct Driven (13)	
Motor Output	kW	0.340 + 0.340 + 0.300 + 0.300

PHYSICAL DATA

Pipe Connection Size - Liquid (High Pressure)**	in.	3/4 (Brazed)
Pipe Connection Size - Gas (Low Pressure)**	in.	1-3/8 (Brazed)
Balance	in.	1/4 (Brazed)
Refrigerant		R-410A
Factory Charge††	lb	2 X 37.5
Unit Width	in.	2 X 52-3/4
Unit Height	in.	64-3/8
Unit Depth	in.	31-1/8
Net Weight	lb	2 X 780

REQUIRED ACCESSORY

Twinning Kit	40VM900021
--------------	------------

†Rated per AHRI (Air-Conditioning, Heating and Refrigeration Institute) 1230 Standard.

Cooling: Indoor 80°F (27°C) db/67°F (20°C) wb; Outdoor 95°F (35°C) db

Heating: Indoor 70°F (21°C) db; Outdoor 47°F (8°C) db/43°F (6°C) wb

*Requires setting by menu functions.

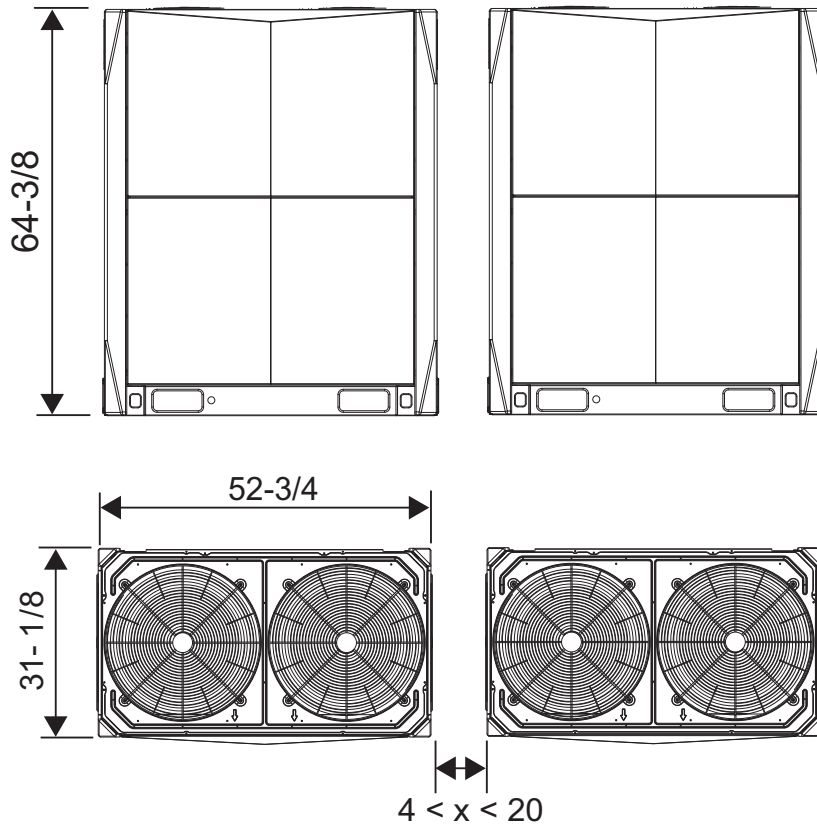
**Main pipe size leaving twinning kit.

††Additional charge required.

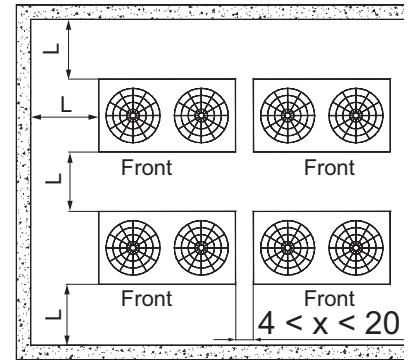
NOTE: Unit cabinet and coil slab shall be capable of withstanding 500-hour salt spray test.

Manufacturer reserves the right to discontinue, or change at any time, specifications or designs without notice and without incurring obligations.

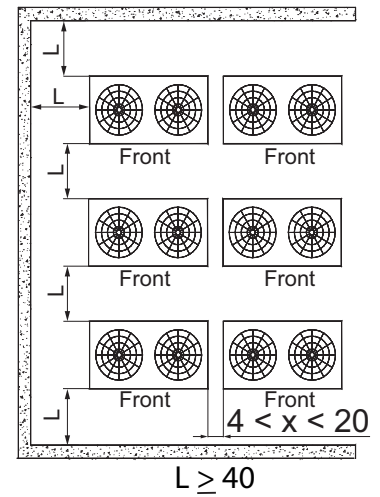
DIMENSIONAL DRAWING **OUTDOOR UNIT COMBINATION 38VMA288HDS6-1**



Two rows




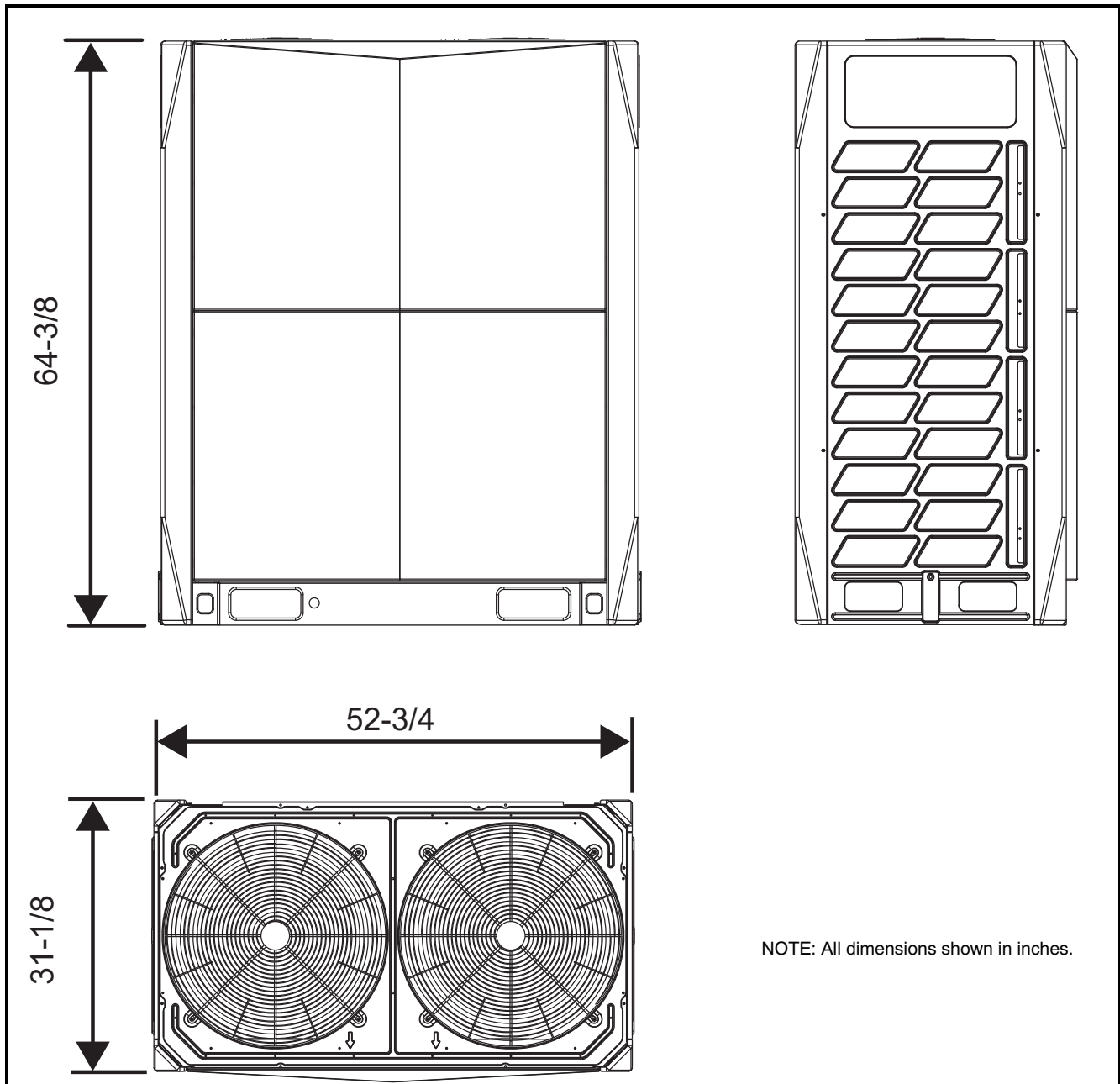
More than two rows



NOTE: All dimensions shown in inches.

MODEL NAME	OUTDOOR UNIT	
	HEADER UNIT	FOLLOWER UNIT
38VMA288HDS6-1	38VMA144HDS6-1	38VMA144HDS6-1

DIMENSIONAL DRAWING OUTDOOR SINGLE UNIT 38VMA144HDS6-1



© Carrier Corporation 2018