VRF Multiport Distribution Controller (MDC) 40VMD006M--3 — Main MDC (6 to 20 Ton, Small and Medium Cabinet)

bryant
Heating & Cooling Systems

Submittal Data

Job Name _____ Location_____
Tag_____

STANDARD FEATURES

- Allows the connection of multiple indoor units to the Heat Recovery VRF system
- MDC allows up to 6 zones
- Main MDCs have refrigerant ports that feed sub MDCs (if used)
- Heat Recovery VRF System can support one Main MDC and two sub MDCs, maximum
- Separate 208-230/1/60 power required
- MDC ports may be twinned to serve high-capacity units (sizes greater than 54 kBtu/h)
- MDC has individual “home run” communication port plugs for each indoor unit
- Liquid and gas pipe adapters are provided with MDCs to accommodate various indoor unit capacities
- High-pressure, low-pressure, and gas pipe adapters are provided with Sub MDCs to accommodate various MDC total capacities

MDC UNIT MODEL		40VMD006M--3
NUMBER OF PORTS		6
MAX CAPACITY PER INDOOR UNIT PORT	**kBtu/h**	54
AVAILABLE SUB MDC MODELS*		40VMD006S--3
ELECTRICAL		
Power Supply	**V-Ph-Hz**	208/230-1-60
Minimum Circuit Amps	**A**	0.73
Maximum Overcurrent Protection	**A**	15
Power Wiring		Sized per NEC and local codes based on nameplate electrical data
Signal Wiring		2-core shielded twisted pair cable 18 AWG
DESIGN PRESSURE, HIGH/LOW	**psig**	580/320
DRAINAGE WATER PIPE DIAMETER, OD	**in.**	1
PIPE SIZE - ODU TO MAIN MDC		
High Pressure (Mixed Phase)	**in.**	5/8 - 1-1/8
Low Pressure (Gas)	**in.**	3/4 - 1-3/8

PIPE SIZE - MAIN MDC TO SUB MDC		
High Pressure (Gas)	**in.**	5/8 - 7/8
Low Pressure (Gas)	**in.**	3/4 - 1-1/8
Liquid	**in.**	3/8 - 5/8
PIPE SIZE - MAIN MDC TO IDU		
Liquid	**in.**	1/4 - 3/8
Gas	**in.**	1/2 - 7/8
PHYSICAL DATA		
Refrigerant		R-410A
Unit Dimensions (W x H x D)	**in.**	37 x 12-7/8 x 22-5/8
Packing Dimensions (W x H x D)	**in.**	44-1/2 x 18 x 33-1/8
Net Weight	**lb**	132

LEGEND
AWG — American Wire Gage
IDU — Indoor Unit
MDC — Multiport Distribution Controller
NEC — National Electrical Code
ODU — Outdoor Unit

* Number of sub MDC ports cannot exceed the number of main MDC ports.

Manufacturer reserves the right to discontinue, or change at any time, specifications or designs without notice and without incurring obligations.

DIMENSIONAL DRAWING
MAIN MDC 40VMD006M--3 (6 TO 20 TON, SMALL AND MEDIUM CABINET)

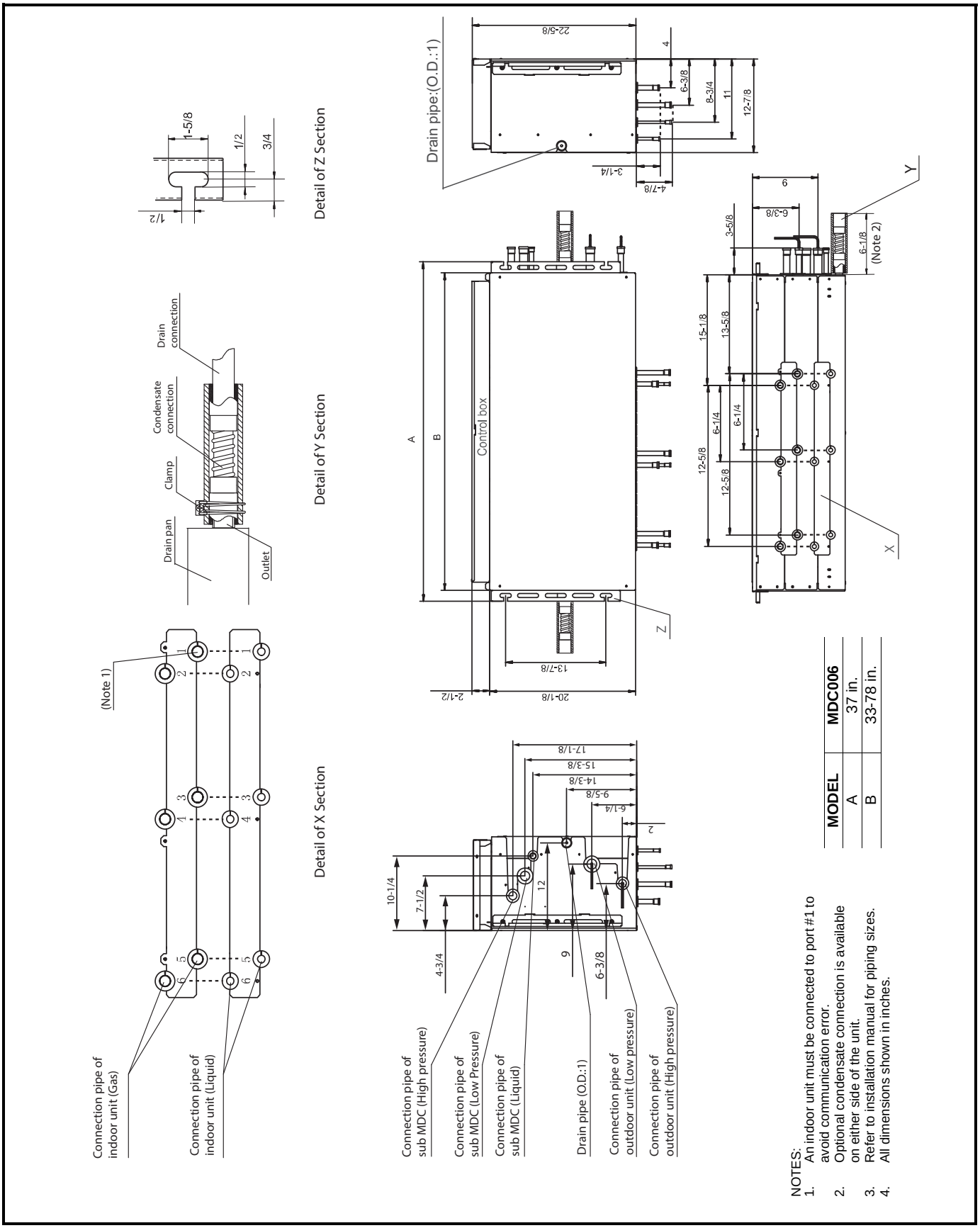

RECOMMENDED SERVICE CLEARANCES

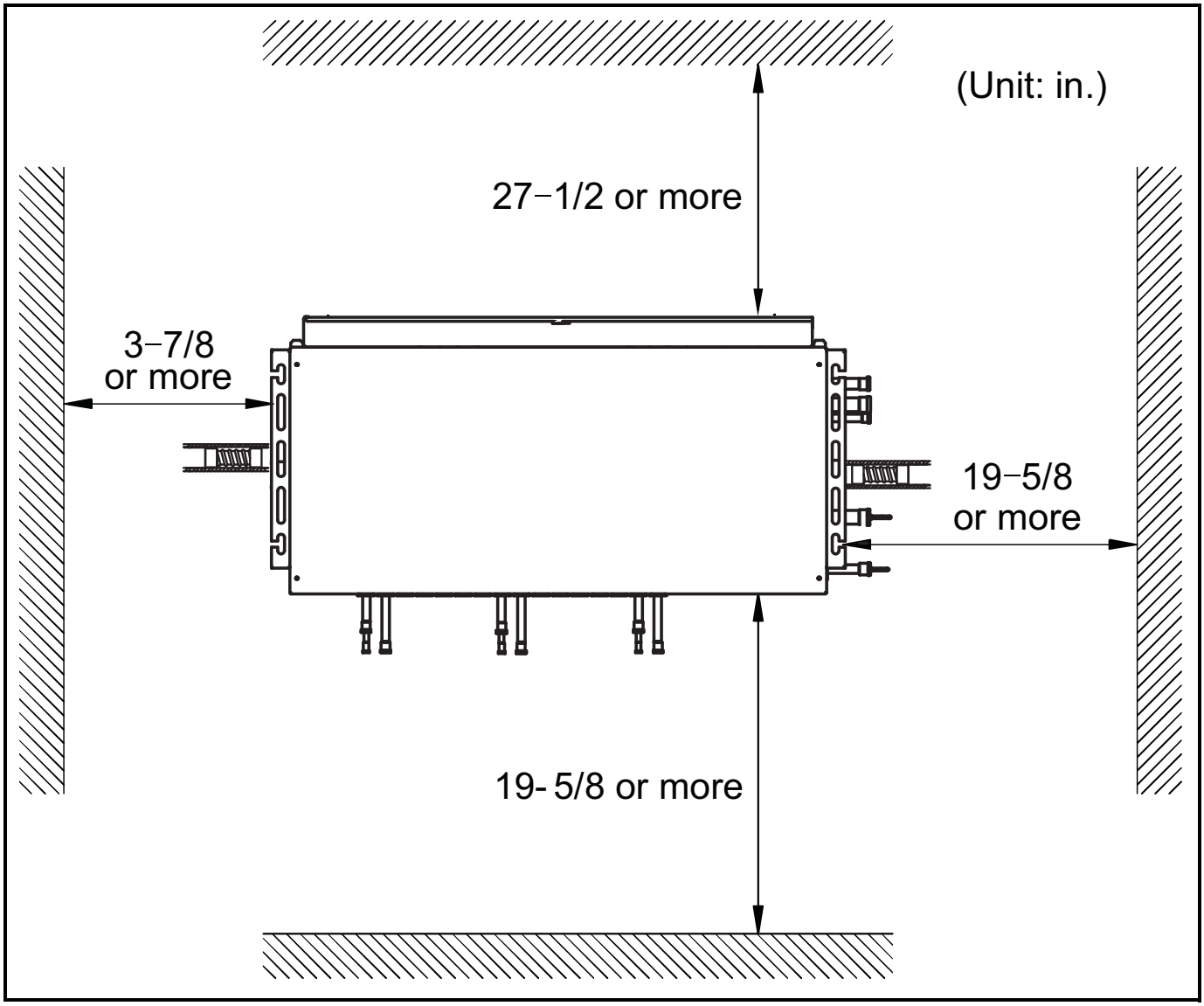

RECOMMENDATION FOR GRAVITY DRAIN INSTALLATION

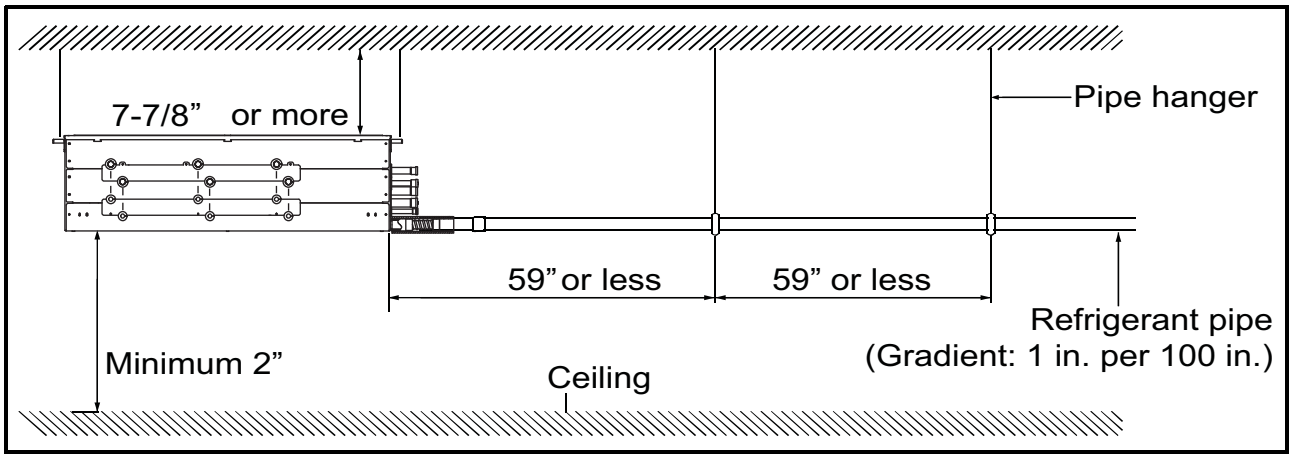

© Bryant Heating & Cooling Systems 2019