

VRF Indoor Unit 40VML024---3—Low Static Duct



Submittal Data

Job Name _____ Location _____
Tag _____



STANDARD FEATURES

- Rear Return Air Opening is Standard and Bottom Return is Optional
- Three Fan Speeds - High, Medium, and Low
- Knockout for Outside Air
- Built-in Drain Pump from Factory
- Built in EXV (Electronic Expansion Valve) for Installation Ease

INDOOR UNIT MODEL		40VML024---3
PERFORMANCE		
Cooling Rated Capacity	Btu/h	24,340
Sensible Cooling Capacity	Btu/h	15,240
Heating Rated Capacity	Btu/h	27,000
Airflow (H / M / L)	CFM	701 / 565 / 471
Sound Pressure (H / M / L)	dBA	41.3 / 38.8 / 37
ELECTRICAL		
Power Supply	V/Ph/Hz	208-230/1/60
Power Consumption (Input)	W	68
Minimum Circuit Amps (MCA)	A	1.18
Maximum Overcurrent Protection	A	15.0
Motor Type		DC

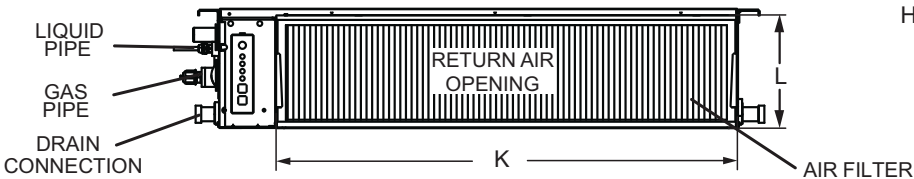
PHYSICAL DATA		
Pipe Connection Size - Liquid	in.	3/8 (OD)
Pipe Connection Size - Suction	in.	5/8 (OD)
Pipe Connection Size - Drain	in.	1 (OD)
Minimum External Static Pressure (ESP) (Factory Default)	in. wg	0.0
Maximum External Static Pressure (ESP)	in. wg	0.2
Refrigerant		R-410A
Unit Width	in.	48
Unit Height	in.	8-1/4
Unit Depth	in.	19-3/4
Net Unit Weight	lb	59.5

ACCESSORIES


- ☐ Wireless Remote Controller 40VM900001
- ☐ Wired Remote Controller - Non-Prog. 40VM900002
- ☐ Wired Remote Controller - Prog. 40VM900003
- ☐ Touch Screen Wired Controller 40VM900005
- ☐ Touch Screen Central Controller 40VM900006

DIMENSIONAL DRAWING

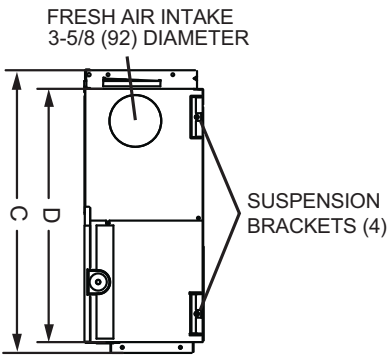
INDOOR UNIT LOW STATIC DUCT 40VML024---3



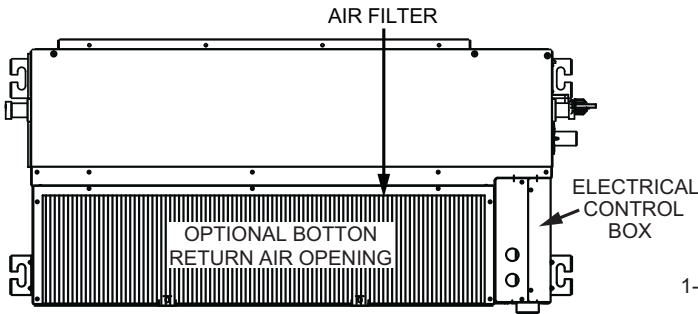
REAR VIEW



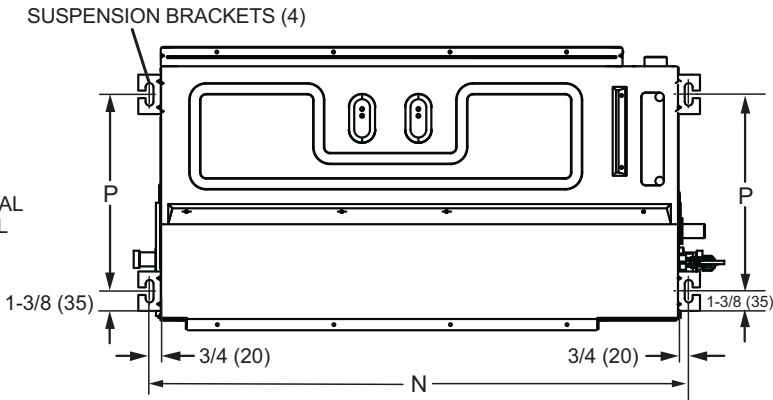
FRONT VIEW



SIDE VIEW



BOTTOM VIEW



TOP VIEW

Note: All dimensions are shown in inches

40VML UNIT SIZE	DIMENSION (in.)												
	A	B	C	D	E	F	G	H	J	K	L	N	P
024	44 ⁷ / ₈	8 ¹ / ₄	19 ³ / ₄	17 ³ / ₄	48	1 ³ / ₄	37 ⁵ / ₈	⁵ / ₈	5 ³ / ₄	41	7 ⁷ / ₈	46 ¹ / ₂	13 ³ / ₄

