VRF Multiport Distribution Controller (MDC) 40VMD006S--3 — Sub MDC

bryant
Heating & Cooling Systems

Submittal Data

Job Name _____ Location _____
Tag _____

STANDARD FEATURES

- Allows the connection of multiple indoor units to the Heat Recovery VRF system
- MDC allows up to 6 zones
- Main MDCs have refrigerant ports that feed sub MDCs (if used)
- Heat Recovery VRF System can support one Main MDC and two sub MDCs, maximum
- Separate 208-230/1/60 power required
- MDC ports may be twinned to serve high-capacity units (sizes greater than 54 kBtu/h)
- MDC has individual “home run” communication port plugs for each indoor unit
- Liquid and gas pipe adapters are provided with MDCs to accommodate various indoor unit capacities
- High-pressure, low-pressure, and gas pipe adapters are provided with Sub MDCs to accommodate various MDC total capacities

MDC MODEL		40VMD006S--3
NUMBER OF PORTS		6
MAX CAPACITY PER INDOOR UNIT PORT	**kBtu/h**	54
ELECTRICAL		
Power Supply	**V-Ph-Hz**	208/230-1-60
Minimum Circuit Amps	**A**	0.69
Maximum Overcurrent Protection	**A**	15
Motor Type		DC
Power Wiring		Sized per NEC and local codes based on nameplate electrical data
Signal Wiring		2-core shielded twisted pair cable 18 AWG
DESIGN PRESSURE, HIGH/LOW	**psig**	580/320
DRAINAGE WATER PIPE DIAMETER, OD	**in.**	1
PIPE SIZE - MAIN MDC to SUB MDC		
High Pressure (Gas)	**in.**	5/8 - 7/8
Low Pressure (Gas)	**in.**	3/4 - 1-1/8
Liquid	**in.**	3/8 - 5/8

PIPE SIZE - SUB MDC TO IDU		
Liquid	**in.**	1/4 - 3/8
Gas	**in.**	1/2 - 7/8
PHYSICAL DATA		
Refrigerant		R-410A
Unit Dimensions (W x H x D)	**in.**	37 x 12-7/8 x 22-5/8
Packing Dimensions (W x H x D)	**in.**	44-1/2 x 18 x 33-1/8
Net Weight	**lb**	126

LEGEND
AWG — American Wire Gage
IDU — Indoor Unit
MDC — Multiport Distribution Controller
NEC — National Electrical Code
ODU — Outdoor Unit

Manufacturer reserves the right to discontinue, or change at any time, specifications or designs without notice and without incurring obligations.

DIMENSIONAL DRAWING
SUB MDC 40VMD006S--3

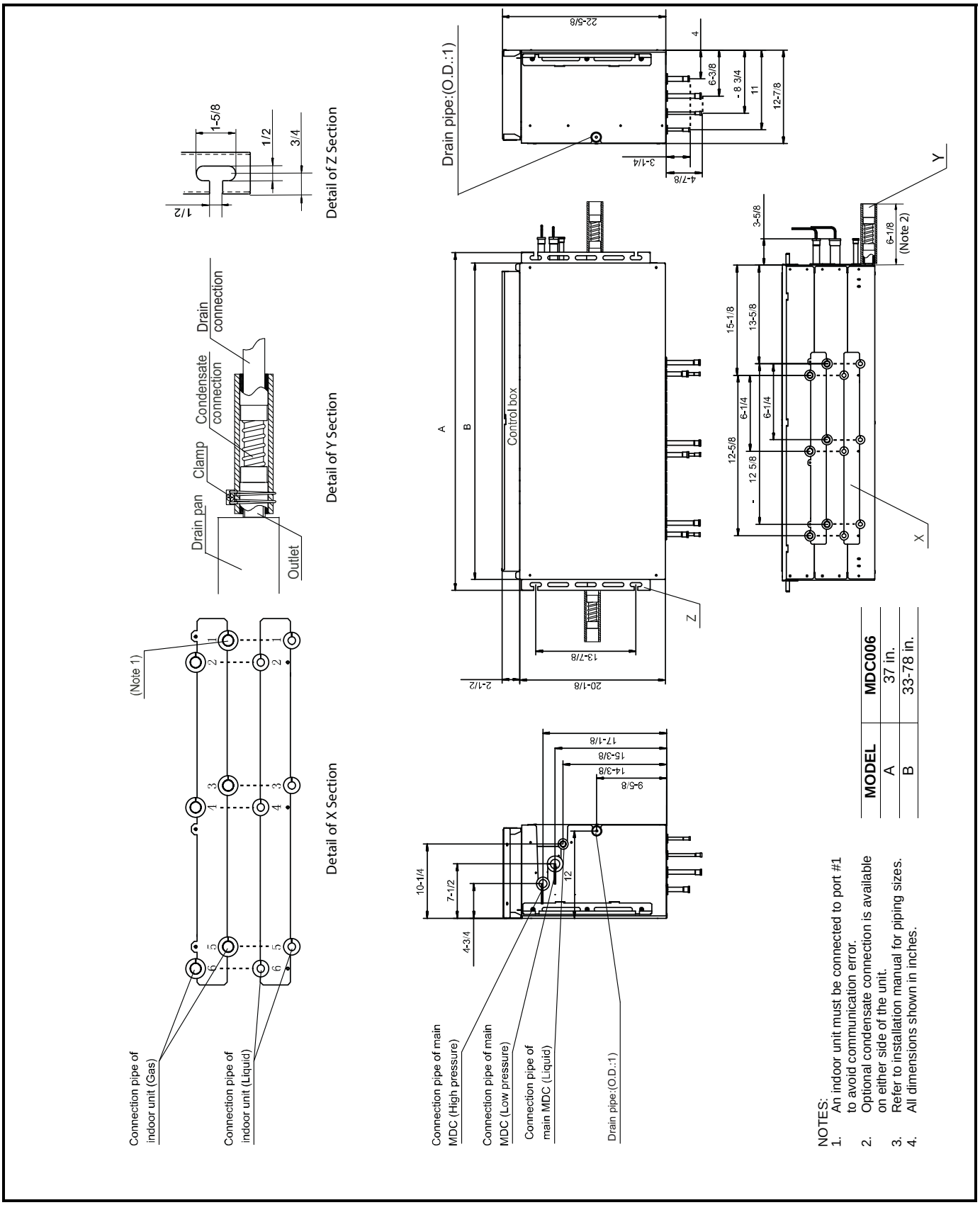

MODEL	MDC006
A	37 in.
B	33-78 in.

NOTES:
1. An indoor unit must be connected to port #1 to avoid communication error.
2. Optional condensate connection is available on either side of the unit.
3. Refer to installation manual for piping sizes.
4. All dimensions shown in inches.

RECOMMENDED SERVICE CLEARANCE

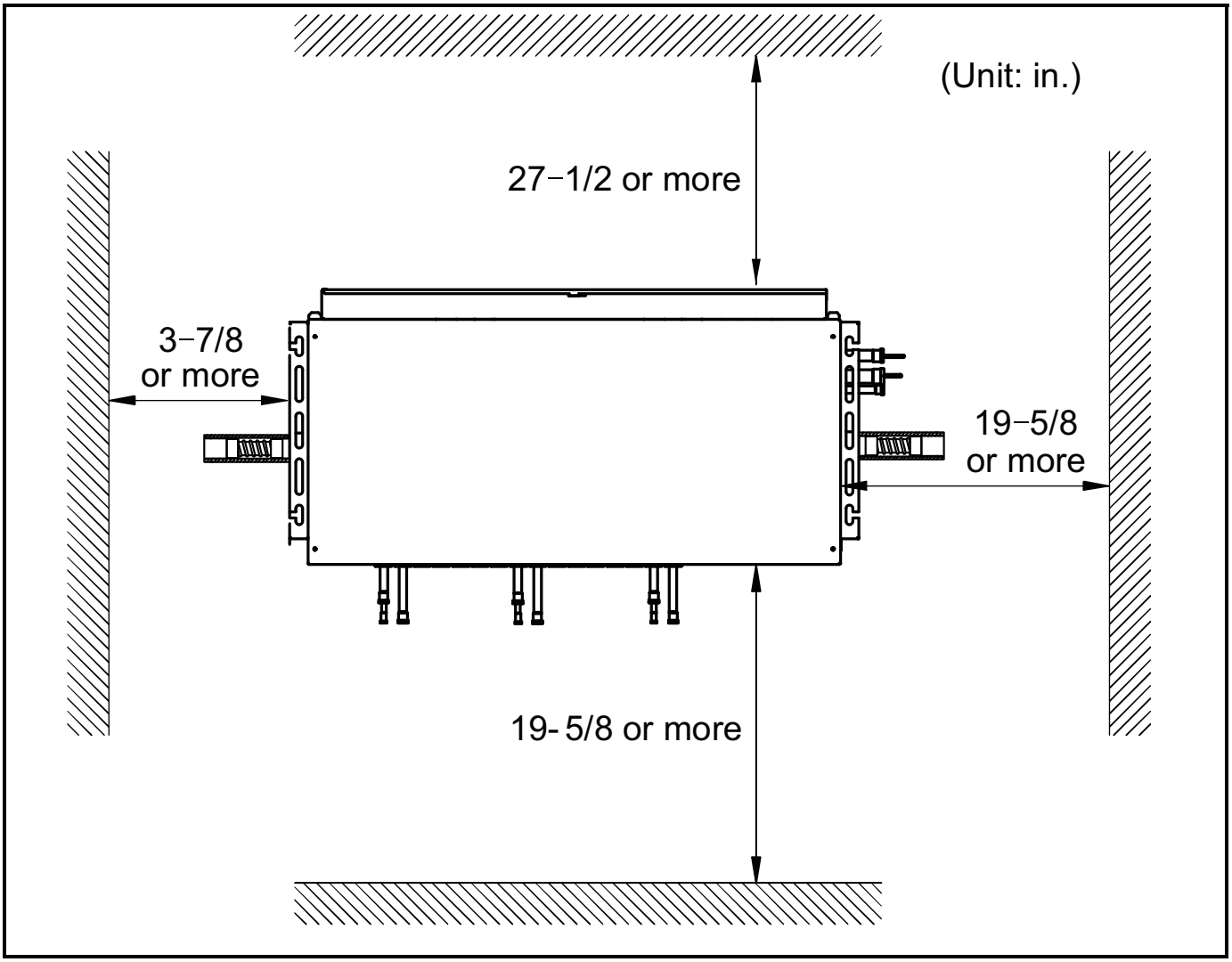

RECOMMENDATION FOR GRAVITY DRAIN INSTALLATION

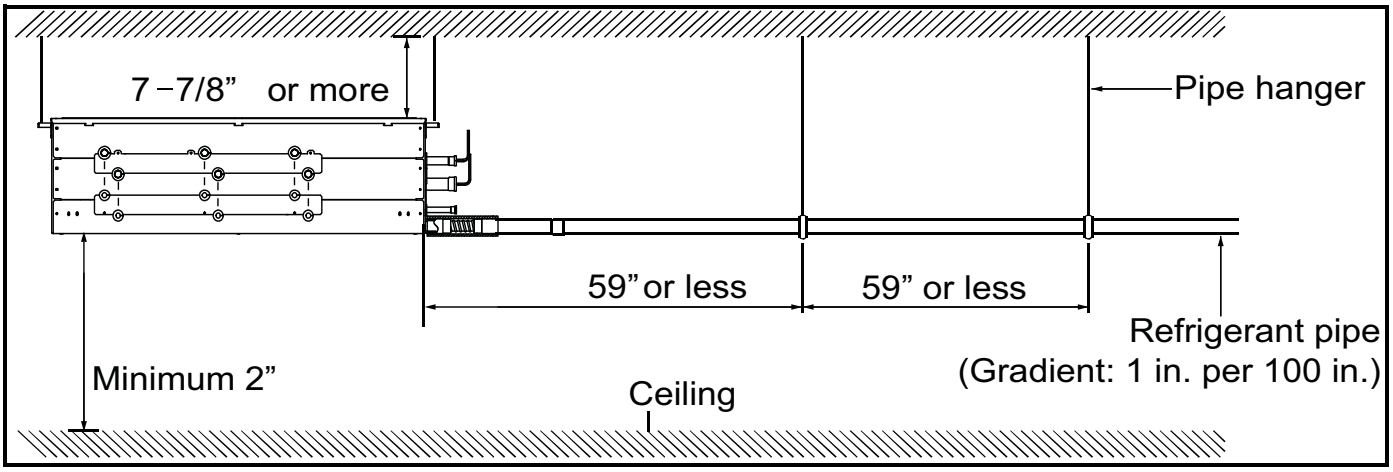

© Bryant Heating & Cooling Systems 2019