

EVM5X Evaporator Coil with Power-V Technology for R-454B Refrigerant Multipoise – Cooling and Heating

To be Used with Outdoor HP Piston Heating Metering Device Only*
*Refer to AHRI Directory for Approved Rated Combinations.



Product Data

NOTE: * EVM5X V-Coils can only operate with OD Heat Pump installations that have a Piston Heating Metering device. Use of the V-Coil for OD HP installations that do not have a Piston Metering Device are not an approved installation.

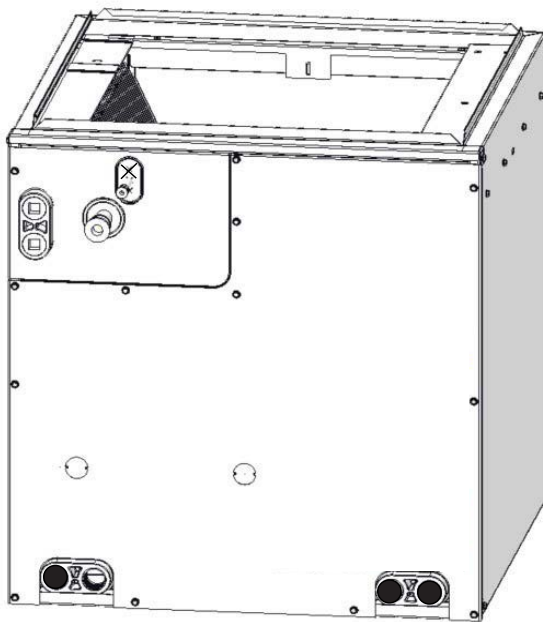


Fig. 1 – Typical Coil

A221165B

- The corrosion-resistant drain pan is designed of a “Polybutylene terephthalate” material (PBT) that offers unsurpassed pan strength. It is engineered with proper slope to help ensure water drainage, improved moisture removal, and home comfort.
- The drain pan is supplied with three water-tight drain plugs to prevent leakage from unused drain connections.
- Provided with industry proven sweat connections for leak-free operation to maintain system reliability. The location of the lineset connections allows for removal of the access door for easy cleaning/servicing of the coils, as well as easy access to the TXV. All models come from the factory with enough length of straight tube to accommodate braze-less compression fittings.
- Meets or exceeds burst pressure of 2100 psi, which is at least three times the maximum operating pressure it would see in actual cooling or heating applications.
- This cased coil comes with factory-installed UV knockouts for quick and easy installation of UV lights.
- Comes with a “no delta plate” for easy, quick access to both sides of the coil for service and cleaning. Also, after the door is removed and refrigerant lines disconnected, the coil is removable from the front of the unit without the use of any tools.
- All models are shipped with a complete A2L (R-454B) dissipation system, which is required for installation.

Table 1 – Dissipation Parts List

Component	Location
Refrigerant Sensor	Factory Installed
Sensor Wire Harness	Factory Installed
Leak Dissipation Control Board	Parts Box
Dissipation Board Housing	Parts Box
Power Wire Harness	Parts Box



A200449AICP

This evaporator coil incorporates proven standards for reliable system operation and performance throughout the life of this product. These quality coils, manufactured and installed as part of a total comfort system, provide AHRI-rated performance ratings and are additionally listed with UL and c-UL.

Available for use with R-454B refrigerant only, it is a cased V-coil that is housed in a durable, 24-gauge, pre-painted cool gray cabinet. The fully insulated cabinet (foil faced with R-2.1 insulation) provides for quiet efficient operation of the evaporator coil.

DESIGN FEATURES

- Refrigerant leak detection dissipation system for added safety.
- Designed with performance in mind, this new evaporator coil offers lower pressure drops to enhance system performance and airflow characteristics.
- All coils have refrigerant-specific, factory-installed TXVs. All models are factory pre-set to approximately 10° of superheat at the suction service valve.

WARRANTY

- Default 5-year parts limited warranty:
 - 10-year parts limited warranty with timely registration*. Equipment must be registered within 90 days of original installation, except in jurisdictions where warranty benefits cannot be conditioned on registration.
- * Applies to original purchaser/homeowner and not available to subsequent owners, except in jurisdictions where laws dictate otherwise.

See Warranty certificate for complete details and restrictions.

MODEL NUMBER NOMENCLATURE

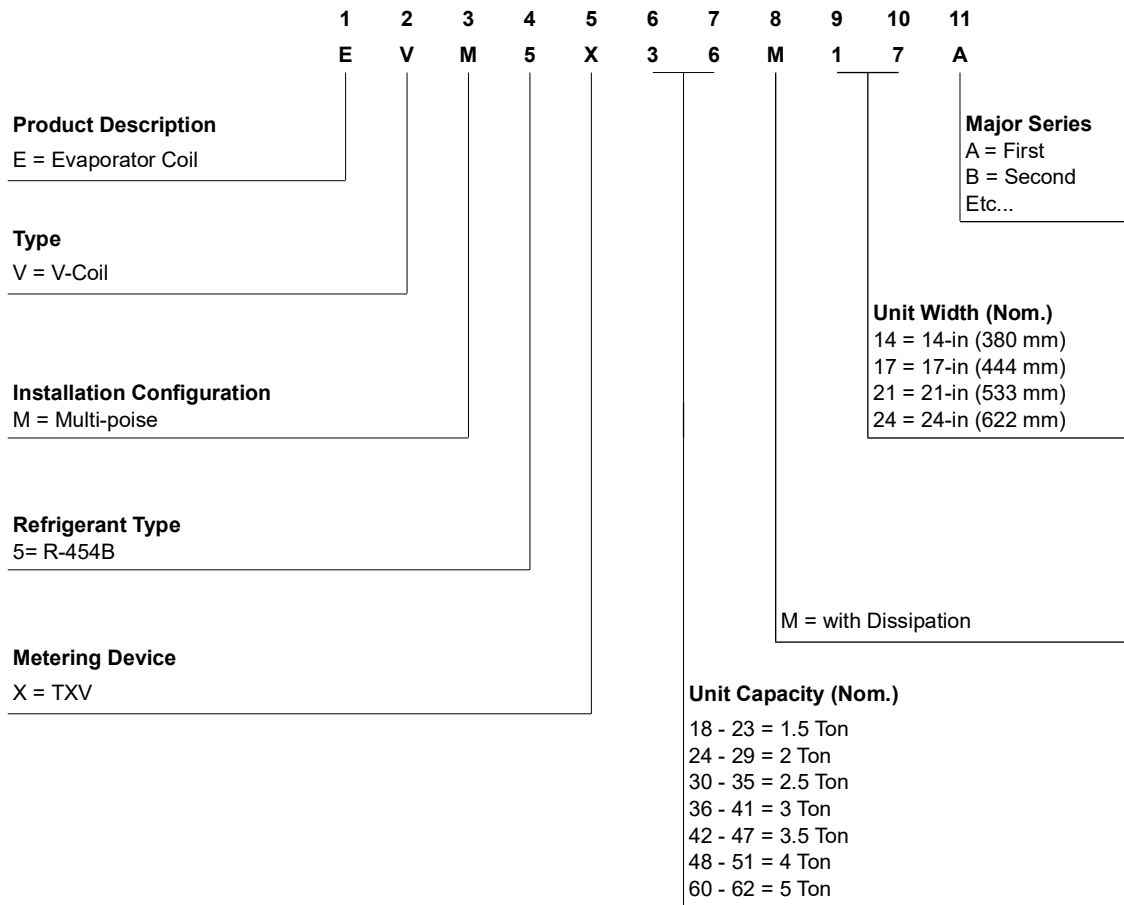


Table 2 – Coil Connections / Orientations

Model	Nom. Tons	Line Set Connection Tube Size, in.		Flush Fit to Furnace Width, in. (mm)	Fits Next Smaller Furnace Width			90° Rotation to Furnace (4" Min. Transition Required)	180° Rotation to Furnace
		Suction	Liquid		Equal Overhang	Offset Left	Offset Right		
EVM5X24M14A	2	3/4	3/8	14-3/16 (360)				ALL	
EVM5X24M17A	2	3/4	3/8	17-1/2 (445)	X	X	X		
EVM5X25M17A	2	3/4	3/8	17-1/2 (445)	X	X	X		
EVM5X30M17A	2.5	3/4	3/8	17-1/2 (445)	X	X	X		
EVM5X31M17A	2.5	3/4	3/8	17-1/2 (445)	X	X	X		
EVM5X32M17A	2.5	3/4	3/8	17-1/2 (445)	X	X	X		
EVM5X36M17A	3	3/4	3/8	17-1/2 (445)	X	X	X		
EVM5X42M21A	3.5	7/8	3/8	21 (533)	X	X	X		
EVM5X43M21A	3.5	7/8	3/8	21 (533)	X	X	X		
EVM5X44M21A	3.5	7/8	3/8	21 (533)	X	X	X		
EVM5X48M21A	4	7/8	3/8	21 (533)	X	X	X		
EVM5X49M21A	4	7/8	3/8	21 (533)	X	X	X		
EVM5X60M21A	5	7/8	3/8	21 (533)	X	X	X		
EVM5X60M24A	5	7/8	3/8	24-1/2 (622)	X	X	X		
EVM5X61M24A	5	7/8	3/8	24-1/2 (622)	X	X	X		

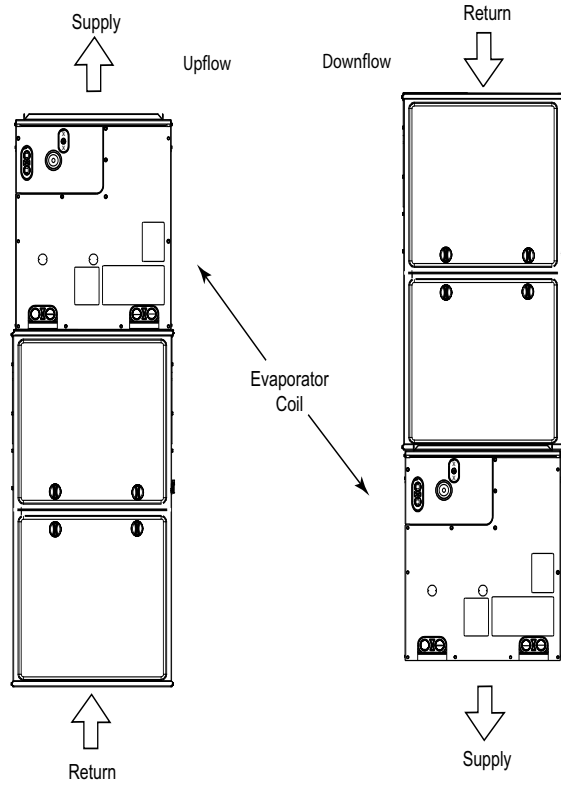


Fig. 2 – Typical Flush-Fit Coil Installation on Furnace (recommended) A221121A

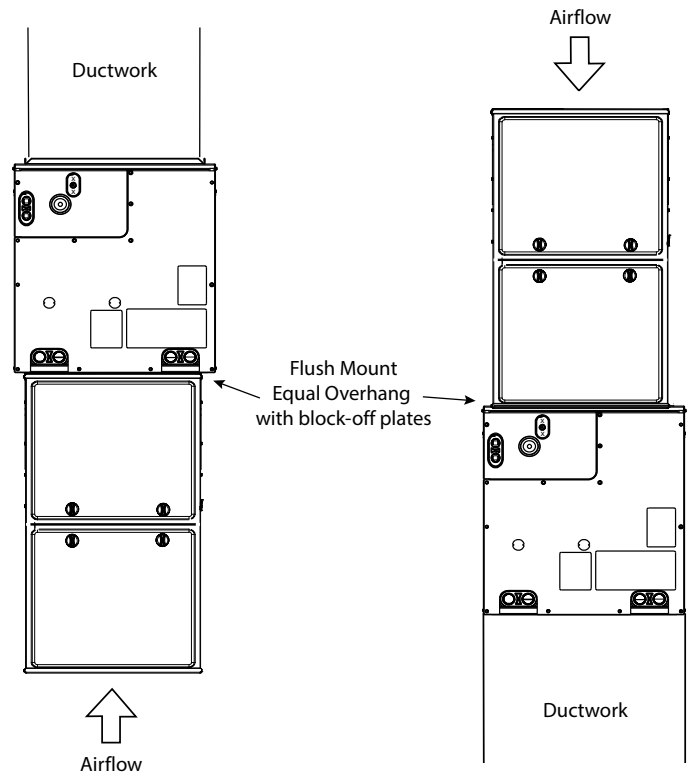


Fig. 4 – Smaller Furnace, Equal Overhang, Flush Mount (not recommended) A221123A

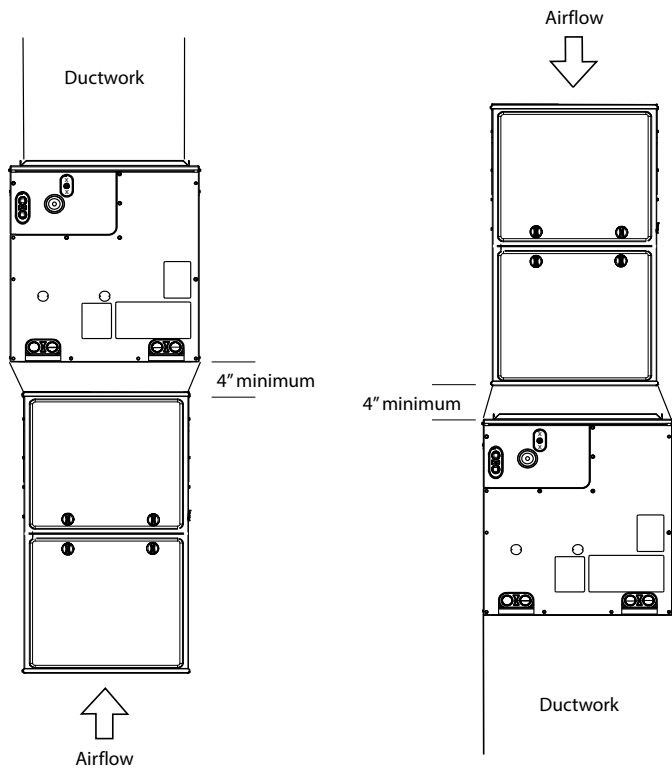


Fig. 3 – Adapter(s) Installation When Coil is Larger than Furnace (recommended) A221122A

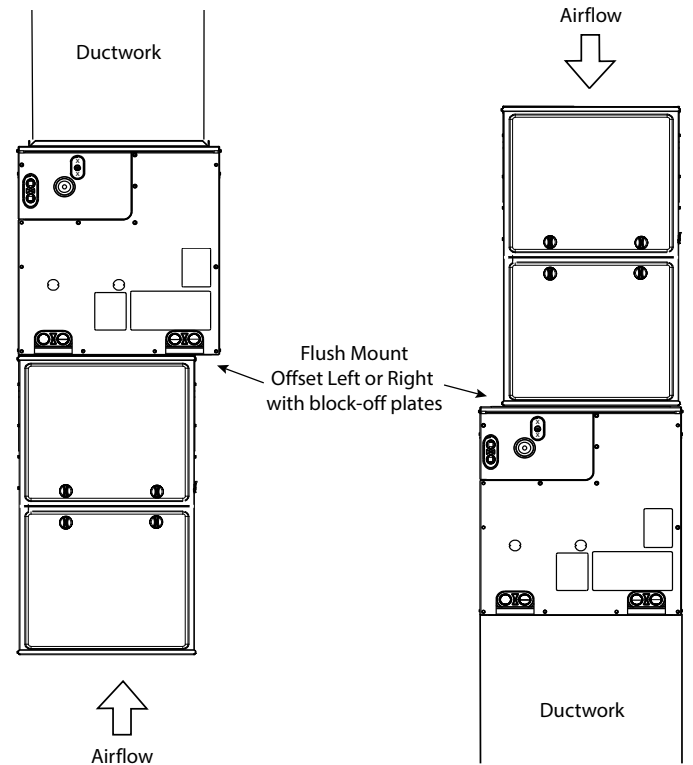
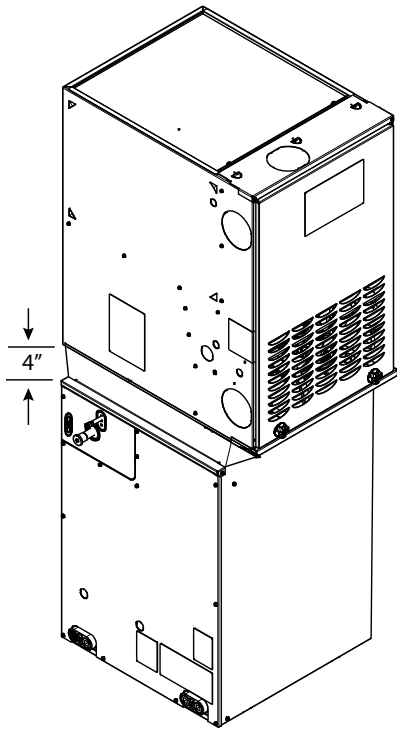
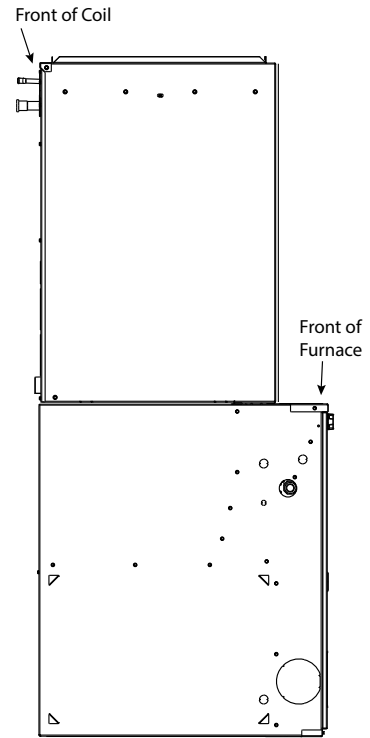


Fig. 5 – Smaller Furnace, Offset, Flush Mount Right or Left (not recommended) A221124A



**Fig. 6 – 90° Rotation (shown in downflow)
4" Transition Required (not recommended)**

A221125A



**Fig. 7 – 180° Rotation (shown in upflow)
(not recommended)**

A221111

Table 3 – Accessories

Part Number	Description
NAHB00101CA	Coil Adapter Kits - No Offset
NAHB00201CA	Coil Adapter Kits - Single Offset
NAHB00301CA	Coil Adapter Kits - Double Offset
ACAWHNDIS01A	Alternate Wire Harness/Relay Kit — Higher Airflow
ACAINTDIS10A	CNN / Communicating Plug (10-pack)

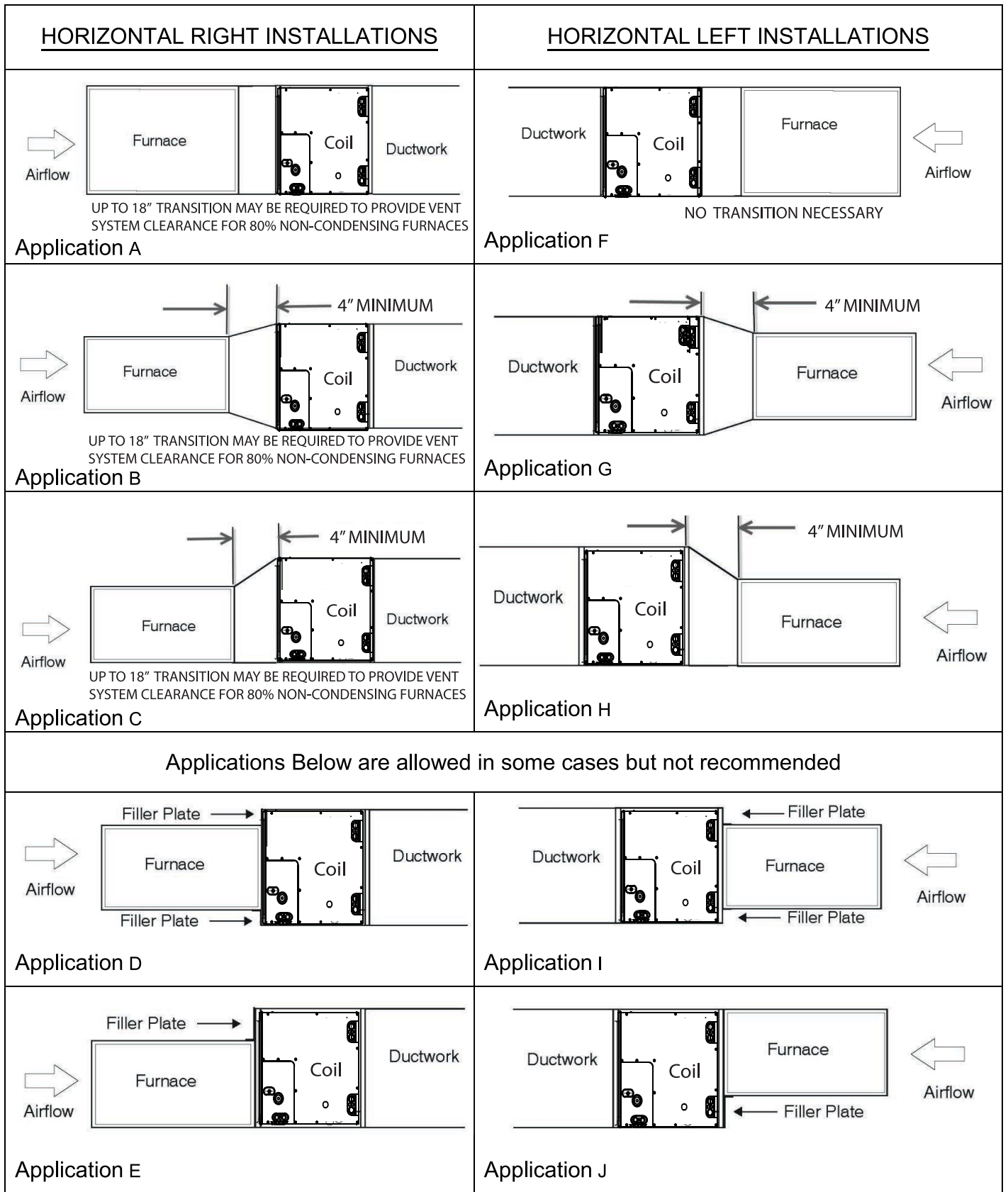


Fig. 8 – Horizontal Installation Examples

A221216C

WET COIL — INDOOR PERFORMANCE DATA - COIL STATIC PRESSURE DROP (in. w.c.) BY SCFM

Models	600	650	700	750	800	850	900	950	1000	1050	1100	1150	1200	1250	1300	1350	1400	1450	1500	1550	1600	1650	1700	1750	1800	1850	1900	1950	2000	2050	2100	2150	2200	2250	2300	2350	2400	2450	2500			
EVM5X24M14A	.20	.23	.26	.29	.33	.37	.40	.44	.49																																	
EVM5X24M17A	.15	.17	.19	.22	.24	.26	.29	.32	.35																																	
EVM5X25M17A	.10	.12	.14	.15	.17	.19	.21	.23	.25																																	
EVM5X30M17A				.15	.17	.19	.21	.23	.25	.28	.30	.32	.35	.38																												
EVM5X31M17A				.13	.15	.16	.18	.20	.21	.23	.25	.28	.30	.32																												
EVM5X32M17A				.11	.12	.13	.15	.16	.18	.20	.21	.23	.25	.27																												
EVM5X36M17A							.21	.23	.25	.28	.30	.32	.35	.38	.41	.43	.46	.49	.53																							
EVM5X42M21A										.20	.21	.23	.25	.27	.29	.31	.33	.35	.37	.39	.42	.44	.46	.49																		
EVM5X43M21A										.20	.22	.23	.25	.27	.29	.30	.32	.34	.36	.39	.41	.43	.45	.48																		
EVM5X44M21A										.14	.15	.17	.18	.19	.21	.22	.24	.25	.27	.28	.30	.32	.33	.35																		
EVM5X48M21A													.25	.27	.29	.30	.32	.34	.36	.39	.41	.43	.45	.48	.50	.52	.55	.58	.60													
EVM5X49M21A													.18	.19	.21	.22	.24	.25	.27	.28	.30	.32	.33	.35	.37	.39	.41	.43	.45													
EVM5X60M21A																			.27	.28	.30	.32	.33	.35	.37	.39	.41	.43	.45	.47	.49	.51	.53	.55	.58	.60	.62	.65	.67			
EVM5X60M24A																			.21	.22	.24	.25	.26	.28	.29	.31	.32	.34	.36	.37	.39	.41	.43	.45	.46	.48	.50	.52	.54			
EVM5X61M24A																			.16	.17	.18	.19	.21	.22	.23	.24	.25	.26	.27	.29	.30	.31	.32	.34	.35	.37	.38	.39	.41			

DRY COIL — INDOOR PERFORMANCE DATA - COIL STATIC PRESSURE DROP (in. w.c.) BY SCFM

Models	600	650	700	750	800	850	900	950	1000	1050	1100	1150	1200	1250	1300	1350	1400	1450	1500	1550	1600	1650	1700	1750	1800	1850	1900	1950	2000	2050	2100	2150	2200	2250	2300	2350	2400	2450	2500			
EVM5X24M14A	.16	.19	.21	.24	.27	.30	.34	.37	.41																																	
EVM5X24M17A	.12	.14	.15	.17	.19	.21	.23	.25	.28																																	
EVM5X25M17A	.09	.10	.11	.13	.14	.16	.17	.19	.21																																	
EVM5X30M17A				.13	.14	.16	.17	.19	.21	.23	.25	.27	.29	.31																												
EVM5X31M17A				.11	.12	.13	.15	.16	.18	.19	.21	.23	.24	.26																												
EVM5X32M17A				.09	.10	.12	.13	.14	.16	.17	.19	.20	.22	.24																												
EVM5X36M17A							.17	.19	.21	.23	.25	.27	.29	.31	.33	.36	.38	.40	.43																							
EVM5X42M21A										.16	.18	.19	.20	.22	.23	.25	.27	.28	.30	.32	.34	.35	.37	.39																		
EVM5X43M21A										.16	.18	.19	.20	.22	.23	.25	.27	.28	.30	.32	.34	.36	.38	.40																		
EVM5X44M21A										.12	.13	.14	.15	.17	.18	.19	.20	.22	.23	.25	.26	.28	.29	.31																		
EVM5X48M21A													.20	.22	.23	.25	.27	.28	.30	.32	.34	.36	.38	.40	.42	.44	.46	.48	.50													
EVM5X49M21A													.15	.17	.18	.19	.20	.22	.23	.25	.26	.28	.29	.31	.32	.34	.36	.38	.39													
EVM5X60M21A																			.23	.25	.26	.28	.29	.31	.32	.34	.36	.38	.39	.41	.43	.45	.47	.49	.51	.53	.55	.58	.60			
EVM5X60M24A																			.18	.19	.20	.21	.22	.23	.24	.26	.27	.28	.30	.31	.32	.34	.35	.37	.38	.40	.41	.43	.44			
EVM5X61M24A																			.14	.15	.16	.17	.18	.19	.20	.21	.22	.23	.24	.25	.26	.27	.28	.30	.31	.32	.33	.35	.36			

Manufacturer reserves the right to change, at any time, specifications and designs without notice and without obligations.

Table 4 – Cooling Capacities (MBH) – R-454B

INDOOR COIL AIR		SATURATED TEMPERATURE LEAVING EVAPORATOR (deg F)														
		35			40			45			50			55		
CFM	EWB	TC	SHC	BF	TC	SHC	BF	TC	SHC	BF	TC	SHC	BF	TC	SHC	BF
SIZE 2414																
600	72	43.25	21.42	0.00	39.14	19.33	0.00	34.45	17.13	0.00	29.20	14.84	0.31	23.31	12.36	0.27
	67	35.54	22.33	0.29	31.38	20.15	0.25	26.81	17.83	0.24	21.52	15.28	0.25	15.79	12.58	0.27
	62	28.40	22.87	0.22	24.60	20.71	0.23	19.78	18.12	0.24	15.36	15.34	0.23	12.65	12.65	0.36
800	72	50.50	25.13	0.00	46.76	23.02	0.00	41.40	20.53	0.00	35.17	17.92	0.35	28.36	15.05	0.32
	67	42.51	26.80	0.33	37.76	24.32	0.30	32.40	21.66	0.30	26.19	18.75	0.29	19.22	15.51	0.31
	62	34.30	27.83	0.28	29.74	25.29	0.28	24.01	22.31	0.28	19.50	19.50	0.26	16.05	16.05	0.39
1000	72	57.91	28.63	0.00	53.24	26.12	0.00	47.24	23.42	0.00	40.30	20.55	0.38	32.95	17.47	0.36
	67	48.41	30.63	0.36	43.14	27.89	0.35	37.17	24.99	0.34	29.99	21.68	0.33	22.20	18.14	0.34
	62	39.32	32.16	0.32	33.85	29.23	0.32	27.60	25.99	0.32	22.91	22.91	0.31	19.20	19.20	0.41
SIZE 2417																
600	72	42.67	21.23	0.00	38.94	19.26	0.00	34.35	17.08	0.00	29.22	14.84	0.30	23.34	12.37	0.26
	67	35.37	22.23	0.28	31.20	20.03	0.24	26.73	17.79	0.23	21.51	15.27	0.23	15.83	12.61	0.25
	62	28.32	22.80	0.21	24.31	20.51	0.22	19.79	18.12	0.22	15.27	15.25	0.22	12.67	12.66	0.34
800	72	50.41	25.11	0.00	46.62	22.97	0.00	41.33	20.51	0.00	35.21	17.94	0.33	28.46	15.12	0.31
	67	42.46	26.73	0.32	37.68	24.27	0.29	32.39	21.66	0.28	26.20	18.75	0.28	19.46	15.68	0.29
	62	34.27	27.81	0.26	29.71	25.27	0.26	24.07	22.34	0.27	19.48	19.48	0.25	16.16	16.15	0.37
1000	72	57.71	28.53	0.00	53.10	26.06	0.00	47.17	23.39	0.00	40.30	20.56	0.37	33.05	17.53	0.35
	67	48.27	30.56	0.35	43.05	27.85	0.33	37.12	24.98	0.32	30.13	21.77	0.32	22.35	18.25	0.33
	62	39.08	32.01	0.30	34.00	29.21	0.31	27.61	26.00	0.30	22.90	22.90	0.29	19.26	19.26	0.40
SIZE 2517																
600	72	41.73	20.82	0.00	38.18	18.94	0.00	33.89	16.90	0.00	28.99	14.72	0.27	23.34	12.39	0.19
	67	34.63	21.75	0.25	30.72	19.73	0.18	26.33	17.54	0.17	21.40	15.19	0.17	16.04	12.75	0.18
	62	27.84	22.42	0.15	24.02	20.26	0.16	19.64	17.95	0.16	15.08	15.07	0.16	12.54	12.54	0.29
800	72	49.66	24.85	0.00	46.16	22.84	0.00	41.16	20.49	0.00	35.37	17.97	0.30	28.69	15.27	0.24
	67	41.99	26.45	0.28	37.35	24.11	0.23	32.24	21.60	0.22	26.31	18.84	0.21	19.78	15.91	0.22
	62	33.87	27.53	0.20	29.49	25.11	0.20	24.10	22.34	0.20	19.40	19.40	0.18	16.25	16.25	0.31
1000	72	57.22	28.39	0.00	52.79	26.02	0.00	47.16	23.47	0.00	40.65	20.71	0.33	33.39	17.76	0.28
	67	47.97	30.35	0.30	42.81	27.78	0.27	37.09	25.03	0.26	30.41	21.99	0.25	22.98	18.73	0.25
	62	38.90	31.93	0.24	33.91	29.22	0.24	27.79	26.16	0.24	22.97	22.97	0.22	19.48	19.48	0.34

Table 4 – Cooling Capacities (MBH) – R-454B (Continued)

INDOOR COIL AIR		SATURATED TEMPERATURE LEAVING EVAPORATOR (deg F)														
		35			40			45			50			55		
CFM	EWB	TC	SHC	BF	TC	SHC	BF	TC	SHC	BF	TC	SHC	BF	TC	SHC	BF
SIZE 3017																
750	72	51.80	25.47	0.00	47.54	23.29	0.00	42.33	20.89	0.00	36.35	18.30	0.29	29.45	15.52	0.23
	67	43.15	26.92	0.27	38.40	24.54	0.22	33.12	21.97	0.20	27.02	19.14	0.20	20.30	16.13	0.21
	62	34.82	28.00	0.19	30.31	25.52	0.19	24.75	22.68	0.19	19.89	19.89	0.17	16.55	16.54	0.30
1000	72	61.05	30.06	0.00	56.49	27.60	0.00	50.50	24.91	0.00	43.54	22.00	0.33	35.79	18.88	0.28
	67	51.33	32.22	0.30	45.85	29.51	0.27	39.74	26.60	0.26	32.61	23.39	0.25	24.66	19.94	0.25
	62	41.66	33.93	0.24	36.34	31.07	0.24	29.79	27.83	0.24	24.67	24.67	0.22	20.89	20.89	0.34
1250	72	69.22	33.80	0.00	63.60	31.00	0.00	57.02	28.21	0.00	49.37	25.04	0.36	40.79	21.64	0.32
	67	57.83	36.56	0.33	51.79	33.60	0.31	45.04	30.45	0.30	37.11	26.97	0.29	28.03	23.04	0.29
	62	47.01	38.84	0.28	41.23	35.82	0.28	34.00	32.36	0.27	28.81	28.81	0.27	24.61	24.61	0.37
SIZE 3117																
INDOOR COIL AIR		SATURATED TEMPERATURE LEAVING EVAPORATOR (deg F)														
		35			40			45			50			55		
CFM	EWB	TC	SHC	BF	TC	SHC	BF	TC	SHC	BF	TC	SHC	BF	TC	SHC	BF
SIZE 3117																
750	72	52.04	26.02	0.00	47.61	23.67	0.00	42.22	21.06	0.00	36.22	18.37	0.31	29.52	15.57	0.19
	67	43.06	27.04	0.00	38.19	24.47	0.18	32.82	21.84	0.15	26.74	18.97	0.15	20.12	16.01	0.15
	62	34.54	27.78	0.14	29.97	25.24	0.14	24.41	22.33	0.14	18.78	18.78	0.13	15.80	15.80	0.26
1000	72	62.29	31.10	0.00	57.83	28.60	0.00	51.56	25.66	0.00	44.36	22.50	0.33	36.32	19.23	0.23
	67	52.49	33.03	0.30	46.60	29.98	0.23	40.23	26.93	0.20	32.89	23.56	0.19	24.84	20.02	0.19
	62	42.30	34.34	0.18	36.71	31.24	0.18	30.05	27.86	0.18	24.26	24.26	0.15	20.49	20.49	0.28
1250	72	71.92	35.61	0.00	66.44	32.75	0.00	59.38	29.53	0.00	51.20	26.01	0.35	42.06	22.35	0.27
	67	60.24	38.05	0.31	53.68	34.72	0.26	46.43	31.29	0.24	38.10	27.54	0.23	28.92	23.57	0.22
	62	48.64	39.87	0.22	42.38	36.49	0.22	34.74	32.70	0.21	28.78	28.78	0.19	24.42	24.42	0.31
SIZE 3217																
INDOOR COIL AIR		SATURATED TEMPERATURE LEAVING EVAPORATOR (deg F)														
		35			40			45			50			55		
CFM	EWB	TC	SHC	BF	TC	SHC	BF	TC	SHC	BF	TC	SHC	BF	TC	SHC	BF
SIZE 3217																
750	72	50.63	25.37	0.00	46.47	23.22	0.00	41.47	20.87	0.00	35.76	18.32	0.29	29.14	15.65	0.16
	67	42.16	26.43	0.26	37.56	24.03	0.16	32.42	21.53	0.14	26.62	18.88	0.13	20.31	16.09	0.13
	62	34.04	27.16	0.11	29.67	24.75	0.12	24.38	22.03	0.12	18.92	18.91	0.11	16.06	16.06	0.24
1000	72	60.86	30.63	0.00	56.78	28.33	0.00	50.88	25.60	0.00	44.07	22.66	0.30	36.08	19.50	0.20
	67	51.55	32.46	0.25	46.14	29.70	0.20	39.99	26.79	0.18	33.01	23.66	0.16	25.31	20.32	0.16
	62	41.82	33.69	0.16	36.54	30.84	0.16	30.27	27.76	0.15	24.53	24.53	0.13	20.83	20.83	0.26
1250	72	70.59	35.19	0.00	65.39	32.57	0.00	58.75	29.61	0.00	51.08	26.38	0.31	42.00	22.85	0.23
	67	59.38	37.59	0.27	53.30	34.61	0.23	46.41	31.38	0.21	38.48	27.88	0.20	29.67	24.16	0.19
	62	48.38	39.42	0.19	42.48	36.33	0.19	35.22	32.79	0.18	29.31	29.31	0.17	25.24	25.24	0.29

Table 4 – Cooling Capacities (MBH) – R-454B (Continued)

INDOOR COIL AIR		SATURATED TEMPERATURE LEAVING EVAPORATOR (deg F)														
		35			40			45			50			55		
CFM	EWB	TC	SHC	BF	TC	SHC	BF	TC	SHC	BF	TC	SHC	BF	TC	SHC	BF
SIZE 3617																
900	72	63.59	31.40	0.00	58.07	28.55	0.00	51.34	25.37	0.00	43.91	22.13	0.37	35.70	18.77	0.27
	67	52.65	32.87	0.00	46.50	29.71	0.26	39.95	26.51	0.24	32.45	23.03	0.23	24.29	19.40	0.23
	62	42.27	33.95	0.22	36.52	30.74	0.22	29.68	27.25	0.22	23.68	23.68	0.19	19.95	19.95	0.32
1200	72	75.07	36.98	0.00	69.27	33.86	0.00	61.53	30.33	0.00	52.72	26.57	0.40	42.67	22.59	0.31
	67	62.84	39.30	0.40	55.73	35.76	0.31	48.01	32.04	0.29	39.11	28.01	0.28	29.21	23.66	0.28
	62	50.60	41.03	0.27	43.93	37.43	0.27	35.83	33.40	0.27	29.58	29.58	0.24	24.98	24.98	0.35
1500	72	85.66	41.83	0.00	78.70	38.35	0.00	70.07	34.52	0.00	60.10	30.33	0.42	49.24	26.05	0.36
	67	71.25	44.79	0.39	63.32	41.02	0.34	54.87	36.89	0.33	44.71	32.37	0.32	33.51	27.52	0.32
	62	57.64	47.24	0.31	49.81	43.16	0.31	40.84	38.67	0.31	34.51	34.51	0.29	29.27	29.27	0.39
SIZE 4221																
1050	72	73.11	36.08	0.00	66.78	32.92	0.00	59.21	29.44	0.00	50.72	25.82	0.00	41.50	22.15	0.30
	67	60.66	37.64	0.00	53.71	34.17	0.30	46.27	30.62	0.27	37.85	26.84	0.26	28.70	22.89	0.26
	62	48.94	38.84	0.25	42.49	35.36	0.25	34.73	31.48	0.24	28.52	28.52	0.21	24.08	24.08	0.33
1400	72	86.32	42.59	0.00	79.81	39.25	0.00	71.04	35.35	0.00	60.94	31.12	0.45	49.64	26.77	0.34
	67	72.47	45.18	0.00	64.54	41.29	0.35	55.77	37.20	0.32	45.63	32.71	0.31	34.60	28.00	0.31
	62	58.71	47.06	0.30	51.10	42.97	0.30	41.87	38.53	0.29	35.24	35.24	0.27	30.07	30.07	0.38
1750	72	98.63	48.40	0.00	90.88	44.64	0.00	81.04	40.41	0.00	69.76	35.80	0.46	56.84	30.91	0.38
	67	82.58	51.72	0.44	73.67	47.44	0.38	63.83	42.91	0.36	52.42	38.01	0.35	39.81	32.68	0.34
	62	67.10	54.33	0.34	58.23	49.85	0.33	48.08	44.87	0.33	41.09	41.09	0.32	35.22	35.22	0.42
SIZE 4321																
1050	72	72.69	35.86	0.00	66.24	32.67	0.00	58.81	29.27	0.00	50.62	25.76	0.00	41.48	22.10	0.27
	67	60.15	37.36	0.00	53.37	33.95	0.27	46.05	30.50	0.23	37.78	26.79	0.22	28.73	22.87	0.22
	62	48.56	38.57	0.22	42.22	35.14	0.22	34.66	31.40	0.21	28.31	28.31	0.18	23.97	23.97	0.30
1400	72	85.60	42.26	0.00	79.24	39.00	0.00	70.64	35.17	0.00	60.98	31.15	0.41	50.18	26.91	0.32
	67	71.97	44.91	0.42	64.07	41.00	0.32	55.53	37.07	0.29	45.71	32.76	0.27	34.77	28.10	0.27
	62	58.34	46.82	0.27	50.88	42.88	0.27	41.82	38.52	0.26	35.12	35.12	0.23	30.09	30.09	0.35
1750	72	96.31	47.47	0.00	90.07	44.32	0.00	80.63	40.24	0.00	69.67	35.75	0.43	57.09	31.01	0.35
	67	81.90	51.39	0.40	73.19	47.20	0.35	63.59	42.81	0.33	52.42	38.03	0.31	40.00	32.80	0.31
	62	66.53	54.01	0.31	57.91	49.65	0.30	48.11	44.95	0.30	41.12	41.12	0.28	35.38	35.38	0.38

Table 4 – Cooling Capacities (MBH) – R-454B (Continued)

INDOOR COIL AIR		SATURATED TEMPERATURE LEAVING EVAPORATOR (deg F)														
		35			40			45			50			55		
CFM	EWB	TC	SHC	BF	TC	SHC	BF	TC	SHC	BF	TC	SHC	BF	TC	SHC	BF
SIZE 4421																
1050	72	70.95	35.03	0.00	65.19	32.16	0.00	58.23	28.98	0.00	50.39	25.62	0.32	41.15	21.96	0.21
	67	59.13	36.79	0.29	52.85	33.61	0.21	45.71	30.24	0.18	37.67	26.66	0.17	28.85	22.90	0.16
	62	47.86	38.05	0.16	41.77	34.81	0.16	34.48	31.22	0.15	27.88	27.88	0.13	23.67	23.67	0.26
1400	72	84.54	41.63	0.00	78.37	38.60	0.00	70.22	35.00	0.00	61.02	31.17	0.34	50.52	27.05	0.26
	67	71.11	44.47	0.30	63.70	40.82	0.26	55.41	37.05	0.23	45.82	32.89	0.21	35.26	28.47	0.21
	62	57.83	46.59	0.21	50.68	42.85	0.21	41.98	38.70	0.20	35.01	35.01	0.18	30.14	30.14	0.30
1750	72	96.17	47.18	0.00	89.08	43.92	0.00	80.11	40.06	0.00	69.75	35.84	0.36	57.98	31.32	0.30
	67	80.80	50.91	0.32	72.63	46.98	0.29	63.37	42.85	0.27	52.67	38.32	0.25	40.71	33.39	0.24
	62	65.92	53.83	0.25	57.97	49.77	0.25	48.11	45.18	0.24	41.17	41.17	0.23	35.69	35.69	0.33
SIZE 4821																
1200	72	82.67	40.54	0.00	75.74	37.12	0.00	67.32	33.31	0.00	58.01	29.40	0.00	47.62	25.30	0.29
	67	68.76	42.55	0.00	61.07	38.72	0.29	52.81	34.90	0.26	43.36	30.72	0.25	33.06	26.35	0.24
	62	55.61	44.11	0.24	48.35	40.20	0.24	39.74	36.06	0.23	32.85	32.85	0.20	27.90	27.90	0.32
1600	72	97.33	47.62	0.00	89.94	44.01	0.00	80.33	39.82	0.00	69.32	35.28	0.43	56.68	30.51	0.33
	67	81.71	50.84	0.40	72.87	46.55	0.34	63.17	42.12	0.31	52.06	37.34	0.30	39.65	32.12	0.30
	62	66.23	53.17	0.30	57.94	48.90	0.29	47.73	44.04	0.28	40.48	40.48	0.26	34.78	34.78	0.37
2000	72	108.45	53.22	0.00	101.80	49.86	0.00	91.24	45.39	0.00	78.98	40.45	0.44	64.63	35.14	0.37
	67	92.47	57.91	0.42	82.85	53.41	0.37	72.12	48.59	0.35	59.46	43.27	0.34	45.44	37.42	0.33
	62	75.32	61.27	0.33	65.55	56.42	0.33	54.43	51.17	0.32	47.10	47.10	0.31	40.65	40.65	0.41
SIZE 4921																
1200	72	80.89	39.57	0.00	74.47	36.45	0.00	66.58	32.92	0.00	57.73	29.21	0.33	47.25	25.13	0.23
	67	67.51	41.80	0.29	60.43	38.29	0.23	52.40	34.58	0.20	43.27	30.59	0.19	33.23	26.39	0.18
	62	54.79	43.50	0.18	47.94	39.93	0.18	39.64	35.92	0.17	32.55	32.55	0.15	27.77	27.77	0.28
1600	72	95.48	46.64	0.00	88.60	43.35	0.00	79.57	39.45	0.00	69.23	35.24	0.35	57.45	30.70	0.28
	67	80.42	50.15	0.31	72.16	46.16	0.28	62.89	42.04	0.25	52.15	37.46	0.23	40.24	32.57	0.23
	62	65.52	52.84	0.23	57.24	48.70	0.22	47.74	44.16	0.22	40.42	40.42	0.21	34.92	34.92	0.32
2000	72	107.82	52.52	0.00	99.94	49.01	0.00	90.05	44.87	0.00	78.59	40.29	0.37	65.44	35.34	0.32
	67	90.76	57.13	0.34	81.68	52.85	0.31	71.44	48.35	0.29	59.48	43.40	0.27	45.86	37.79	0.27
	62	74.08	60.69	0.27	65.34	56.35	0.27	54.39	51.36	0.26	47.17	47.17	0.26	41.06	41.06	0.36

Table 4 – Cooling Capacities (MBH) – R-454B (Continued)

INDOOR COIL AIR		SATURATED TEMPERATURE LEAVING EVAPORATOR (deg F)														
		35			40			45			50			55		
CFM	EWB	TC	SHC	BF	TC	SHC	BF	TC	SHC	BF	TC	SHC	BF	TC	SHC	BF
SIZE 6021																
1500	72	101.92	49.41	0.00	93.76	45.55	0.00	83.84	41.17	0.00	72.57	36.50	0.38	59.94	31.62	0.28
	67	85.02	52.33	0.36	75.94	47.89	0.27	65.87	43.34	0.24	54.33	38.41	0.22	41.68	33.18	0.22
	62	68.91	54.60	0.22	59.95	50.06	0.21	49.76	45.15	0.21	41.44	41.44	0.19	35.55	35.55	0.31
2000	72	119.53	57.76	0.00	110.62	53.73	0.00	99.33	48.97	0.00	86.33	43.73	0.39	71.52	38.11	0.32
	67	100.45	62.33	0.36	90.11	57.43	0.32	78.46	52.28	0.29	64.93	46.66	0.27	49.82	40.45	0.27
	62	81.61	65.67	0.28	71.66	60.72	0.27	59.37	55.07	0.26	50.97	50.97	0.25	44.14	44.14	0.35
2500	72	134.34	64.86	0.00	124.47	60.63	0.00	111.98	55.52	0.00	97.67	49.91	0.41	81.31	43.81	0.36
	67	112.88	70.78	0.38	101.58	65.50	0.35	88.79	60.01	0.33	73.69	53.89	0.31	57.13	47.26	0.31
	62	92.13	75.35	0.32	80.57	69.93	0.30	67.60	64.00	0.30	59.86	59.86	0.30	51.60	51.60	0.39

INDOOR COIL AIR		SATURATED TEMPERATURE LEAVING EVAPORATOR (deg F)														
		35			40			45			50			55		
CFM	EWB	TC	SHC	BF	TC	SHC	BF	TC	SHC	BF	TC	SHC	BF	TC	SHC	BF
SIZE 6024																
1500	72	102.60	49.77	0.00	94.22	45.78	0.00	84.03	41.28	0.00	72.70	36.61	0.41	59.91	31.63	0.30
	67	85.35	52.54	0.40	76.23	48.08	0.29	66.03	43.46	0.26	54.35	38.43	0.24	41.57	33.11	0.24
	62	69.20	54.79	0.24	60.40	50.21	0.24	49.85	45.25	0.23	41.58	41.58	0.20	35.56	35.56	0.32
2000	72	120.13	58.06	0.00	111.18	54.01	0.00	99.62	49.09	0.00	86.35	43.74	0.42	71.44	38.10	0.34
	67	100.96	62.59	0.39	90.34	57.52	0.34	78.48	52.26	0.31	64.92	46.63	0.29	49.67	40.37	0.29
	62	81.90	65.81	0.30	71.84	60.76	0.29	59.49	55.12	0.28	50.96	50.96	0.27	44.00	44.00	0.37
2500	72	135.32	65.35	0.00	125.19	60.95	0.00	112.50	55.74	0.00	97.88	49.99	0.43	81.19	43.77	0.38
	67	113.62	71.13	0.40	102.09	65.74	0.37	89.06	60.10	0.35	73.77	53.89	0.33	57.04	47.19	0.32
	62	92.61	75.57	0.33	80.84	70.07	0.32	67.76	64.04	0.32	59.14	59.14	0.32	51.35	51.35	0.41

INDOOR COIL AIR		SATURATED TEMPERATURE LEAVING EVAPORATOR (deg F)														
		35			40			45			50			55		
CFM	EWB	TC	SHC	BF	TC	SHC	BF	TC	SHC	BF	TC	SHC	BF	TC	SHC	BF
SIZE 6124																
1500	72	103.06	49.53	0.00	94.76	45.59	0.00	84.80	41.18	0.00	73.38	36.37	0.33	59.90	31.15	0.24
	67	85.67	52.79	0.29	76.67	48.36	0.24	66.36	43.58	0.21	54.42	38.44	0.19	41.40	32.98	0.19
	62	69.16	55.35	0.19	60.01	50.65	0.18	49.63	45.61	0.18	40.90	40.90	0.16	34.84	34.84	0.28
2000	72	120.52	57.59	0.00	111.65	53.60	0.00	100.15	48.68	0.00	87.04	43.36	0.35	71.33	37.42	0.28
	67	100.92	62.70	0.31	90.57	57.74	0.28	78.70	52.44	0.26	64.85	46.63	0.24	49.44	40.29	0.23
	62	81.71	66.56	0.24	71.22	61.44	0.23	58.99	55.63	0.23	50.71	50.71	0.22	43.27	43.27	0.33
2500	72	134.87	64.31	0.00	124.88	60.00	0.00	112.29	54.77	0.00	97.83	49.03	0.37	80.43	42.64	0.32
	67	112.96	70.85	0.34	101.53	65.51	0.32	88.41	59.76	0.30	73.15	53.56	0.28	55.95	46.55	0.27
	62	91.55	75.92	0.28	79.97	70.52	0.27	66.75	64.52	0.26	58.94	58.94	0.27	50.53	50.53	0.37

CFM - Cubic Ft. per Minute EWB - Entering Wet Bulb (°F) LWB - Leaving Wet Bulb (°F) TC - Gross Cooling Capacity 1000 Btuh
 SHC - Gross Sensible Capacity 1000 Btuh BF - Bypass Factor MBH - 1000 Btuh

COOLING CAPACITIES NOTES:

1. Contact manufacturer for cooling capacities at conditions other than shown in table.
2. Formulas:
 Leaving db = entering db - $\frac{\text{sensible heat cap.}}{1.09 \times \text{CFM}}$
 Leaving wb = wb corresponding to enthalpy of air leaving coil (h_{LWB})

 $h_{LWB} = h_{EWB} - \frac{\text{total capacity (Btuh)}}{4.5 \times \text{CFM}}$
 Where h_{EWB} = enthalpy of air entering coil
3. SHC is based on 80°F db temperature of air entering the evaporator coil.
 Below 80°F db, subtract (Correction Factor x CFM) from SHC.
 Above 80°F db, add (Correction Factor x CFM) to SHC.
4. Direct interpolation is permissible. Do not extrapolate.
5. Fan motor heat has not been deducted.
6. All data points are based on approximately 10°F superheat measured at the suction service valve and use of thermostatic expansion valve (TXV) device.
7. Before using maximum cfm shown in table, check coil static pressure drop to ensure system blower can provide necessary static pressure needed for coil and duct systems.
8. Bypass Factor = 0 indicates no psychometric solution. Use bypass factor of next lower EWB for approximation.

BYPASS FACTOR	ENTERING AIR DRY BULB TEMPERATURE (°F)					
	79	78	77	76	75	Under 75
	81	82	83	84	84	Above 85
Correction Factor						
0.10	0.98	1.96	2.94	3.92	4.91	Use formula shown below
0.20	0.87	1.74	2.62	3.49	4.36	
0.30	0.76	1.53	2.29	3.05	3.82	

Interpolation is permissible.

$$\text{Correction Factor} = 1.09 \times (1 - \text{BF}) \times (\text{db} - 80)$$