

EZXCABCR
EZ Flex™ Expandable Air Filter with Cabinet
Sizes 1016, 1020



Product Data

EZ FLEX™



The EZ Flex™ Expandable Air Filter sets the precedent in the air filtration industry. Coupling easy, time saving assembly and flexible design, the EZ Flex filter is the answer for any contractor who wants to save both time and money.

FEATURES/BENEFITS

FLEXIBLE DESIGN — EZXCAB can be used in upflow, downflow and horizontal applications.

STURDY FLEXIBLE CABINET DESIGN — The EZXCAB features a sturdy 20 gauge powder coat painted cabinet that can withstand the weight of a 400-lb. (181 kg) furnace. The EZXCAB can be easily upgraded to the EAC — Electronic Air Cleaner.

EFFICIENT DESIGN — The EZ Flex filter is rated at MERV 10 with a MERV 13 replacement available. MERV (ASHRAE Standard 52.2, Minimum Efficiency Reporting Value) for residential filters will typically be in range of MERV 1–13. The higher value the more efficient the filter.

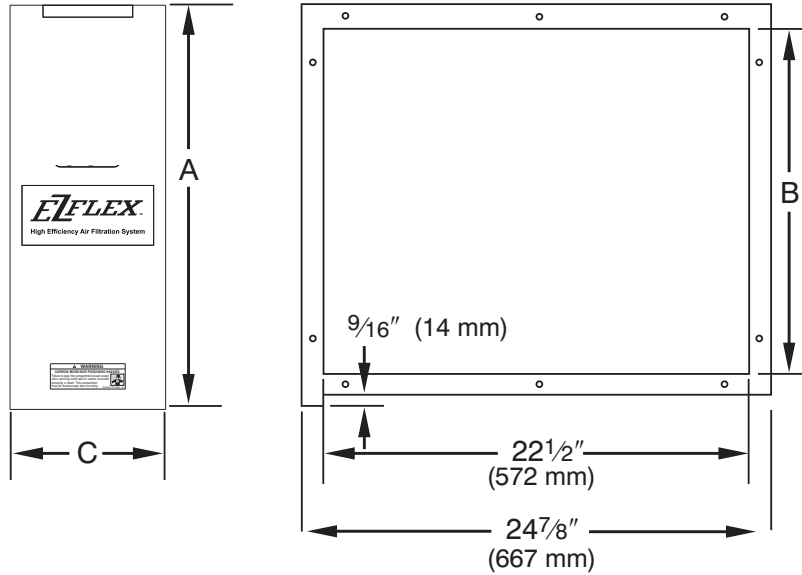
FILTER CHANGE REMINDER — The EZXCAB is equipped with a month indicator to remind the homeowner when to change the filter.

SYSTEM FRIENDLY PRESSURE DROP — The EZ Flex filter protects HVAC system by not producing significant pressure drop, therefore allowing the system to operate at its optimum efficiency.

LARGE DUST HOLDING CAPACITY — The EZ Flex has a high dust holding capacity. This increases the time between filter changes.

The exceptionally large surface area traps dust, pollen, molds, tobacco, smoke, grease, soot, bacteria, and animal dander to provide cleaner, fresher air that is free of airborne pollutants and irritants regardless of the season.

DIMENSIONS



A180072

MODEL	A	B	C
EZXCABCR-1016	16-15/16" (430mm)	13-7/8" (352mm)	7-1/4" (184mm)
EZXCABCR-1020	20-15/16" (532mm)	17-7/8" (454mm)	7-1/4" (184mm)

MODEL NUMBER NOMENCLATURE

1	2	3	4	5	6	7	8	9	10	11	12
E	Z	X	C	A	B	C	R	1	0	1	6

Product Type
EZ Flex Media
Filter

Model Type
with cabinet

Size

1016

1020

Brand

Bryant

PHYSICAL DATA

SIZE	016	020
Rated Air Flow	600–1600 CFM	600–2000 CFM
MERV	10	10
Dust Holding Capacity (grams)	95.5	151
Atmospheric Dust Spot Efficiency (initial)	30%	30%
Typical Static Pressure Drop (in. wc.) Clean @ max. airflow)	.25	.22
Filter Media	Synthetic	
Filter Area (sq. ft / sq. m)	23.14 / 2.15	28.58 / 2.66
Shipping Weight	18.5 lb / 8.4 kg	20.5 lb / 9.3 kg

PLEATED MEDIA FILTER	EFFICIENCY 1		PRESSURE DROP ²	DUST HOLDING CAPACITY ³
16-in.	MERV 10	E1: 16.5%	0.21-in.	95.5g
		E2: 45.7%		
		E3: 75.9%		
20-in.		E1: 26.1%	0.20-in.	151.0g
		E2: 52.0%		
		E3: 82.3%		

NOTES:

1.
Minimum Efficiency Reporting Value (MERV) is specified by ASHRAE Standard 52.2. It is based on lab tests to determine the filter's ability to trap particles.
MERVs for residential filters will typically be in the range of MERV 1–10. The higher the value, the more efficient the filter. MERV 10 filters have a minimum of 85% particle collection efficiency in the .3–.10 micron particle size range. (Human hair is approximately 50–100 microns in diameter.) All three sizes of

filters reach a MERV 10.

E1: MINIMUM Average Efficiency for particles sized between 0.3 and 1 micron.

E2: MINIMUM Average Efficiency for particles sized between 1 and 3 microns.

E3: MINIMUM Average Efficiency for particles sized between 3 and 10 microns.

Reaches 99% efficiency for particles sized between 7 and 10 microns at 0.40-in. pressure drop.

2.
Initial pressure drop (in. wc) at rated airflow (1400CFM for 0016, 1700CFM for 020.

3.
At 0.6-in. pressure drop and 492 FPM per ASHRAE 52.2.

REPLACEMENT FILTERS

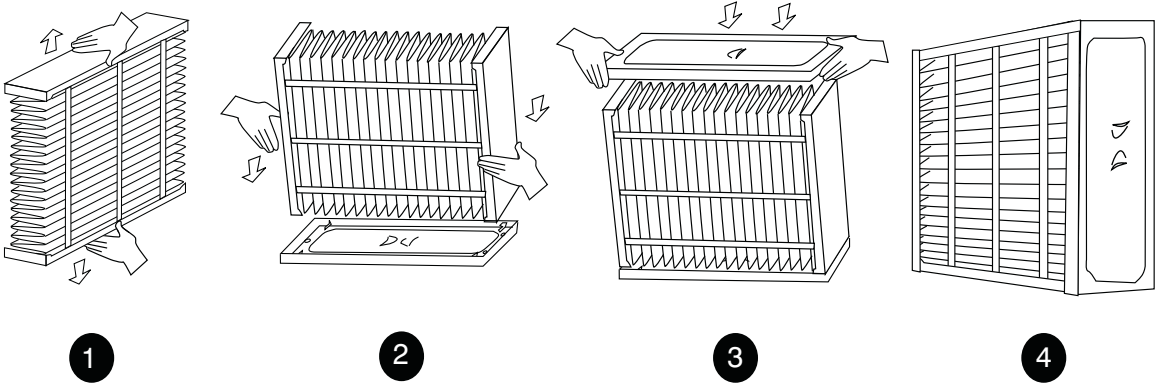
REPLACEMENT FILTERS ORDER NUMBER		
MERV 10	EXPXXFIL0016	EXPXXFIL0020
MERV 13	EXPXXFIL0316	EXPXXFIL0320
Quantity per Carton	10	10

PRESSURE DROP AT VARIOUS AIRFLOWS (CLEAN)

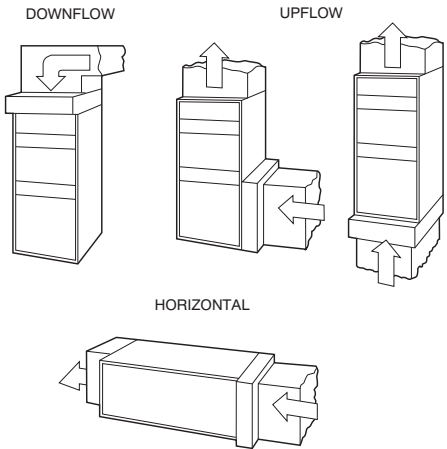
Airflow (CFM)	FACTORY SUPPLIED FURNACE/FAN COIL FILTER	EXPXXFIL0016	EXPXXFIL0020
	Resistance (inches of water) (Clean filter)		
600	0.015	0.045	0.025
800	0.020	0.070	0.045
1000	0.030	0.110	0.075
1200	0.035	0.150	0.100
1400	0.045	0.210	0.130
1600	0.055	0.250	0.160
1800	0.062	—	0.200
2000	0.070	—	0.220
2200	—	—	—

NOTE: When applying the EZ Flex, attention must be given to the duct and system design because all these components affect system static pressure. The EZ Flex has a higher static pressure drop than the typical factory supplied furnace and/or fan coil filter (as shown above), but is designed to ensure proper system efficiency and reliability when applied to a properly designed duct system and properly sized HVAC equipment.

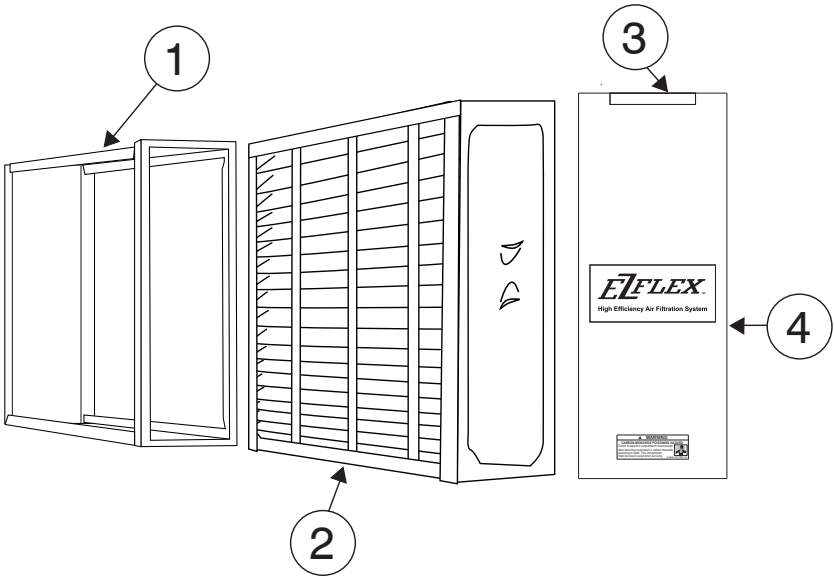
ASSEMBLY



A01397



A09650



A180070

COMPONENT NUMBER	PART DESCRIPTION
1	Cabinet Top
2	EZ Flex Filter Media
3	Access Handle
4	Access Door

