

Multi-zone Heat Pump System

Outdoor Model: 38GJQC18---3



Submittal Data

Job Data: _____ Location: _____

Buyer: _____ Buyer P.O. #: _____ Carrier #: _____

Unit Number: _____ Model Number: _____

Performance Data Certified By: _____ Date: _____



MULTI-ZONE STANDARD FEATURES

- Variable Speed (Inverter)
- Built-in base pan heater
- Quiet operation
- Connect 2 multiple style indoor units
 - High Wall (GR and GJ*B)
 - Cassette (GJ*C)
 - Ducted (GJ*D)
 - Floor Console (GJ*F)

CONTROL FEATURES

- Wireless Remote Controller included with each indoor unit.
- Wired Remote Controller included with each Ducted and Cassette indoor unit (Optional on GJ*B High Wall)
- Smart Phone Controls (Optional on GR High Wall)

For specific information on indoor unit see Product Data

System	Size	18	
	Outdoor Model	38GJQC18---3	
	Max Number of Zones	2	
Performance Non-Ducted	Cooling Rated Capacity	Btu/h	18,000
	Cooling Cap. Range Min - Max	Btu/h	7,000~21,000
	SEER	22	
	EER	12.5	
	Heating Rated Capacity	Btu/h	19,000
	Heating Cap. Range Min - Max	Btu/h	8,530~22,600
	HSPF	9.0	
Performance Combination Ducted and Non-Ducted	Cooling Rated Capacity	Btu/h	18,000
	Cooling Cap. Range Min - Max	Btu/h	7,000~21,000
	SEER	18	
	EER	11	
	Heating Rated Capacity	Btu/h	19,000
	Heating Cap. Range Min - Max	Btu/h	8,530~22,600
	HSPF	9	
Performance Ducted	Cooling Rated Capacity	Btu/h	18,000
	Cooling Cap. Range Min - Max	Btu/h	7,000~21,000
	SEER	14	
	EER	9.5	
	Heating Rated Capacity	Btu/h	19,000
	Heating Cap. Range Min - Max	Btu/h	8,530~22,600
	HSPF	9	

Operating Range	Cooling Outdoor DB Min - Max	°F	0~119
	Heating Outdoor DB Min - Max	°F	-4~75
Piping	Total Piping Length	Ft.	65
	Piping to furthest FCU	Ft.	33
	Drop (OD above ID)	Ft.	32
	Lift (OD below ID)	Ft.	33
	Pipe Connection Size - Liquid	In.	1/4"
	Pipe Connection Size - Suction	In.	3/8"
Electrical	Voltage, Phase, Cycle	V/Ph/Hz	208/230-1-60
	Power Supply	Indoor unit powered from outdoor unit	
	MCA	A.	15
	MOCP - Fuse Rating	A.	25
Outdoor	Unit Width	In.	37.6
	Unit Height	In.	27.6
	Unit Depth	In.	15.6
	Net Weight	Lbs.	114.7
	Airflow	CFM	1,883
	Sound Pressure	dB(A)	56

Accessories

- ☐ Wired Control Convertible – F/C (GJ*B Systems)
☐ Grille/Ceiling panel (**Required** for GJ*C)

- ☐ Condensate Pump 208/230V (GR, GJ*B & GJ*F Indoor units)

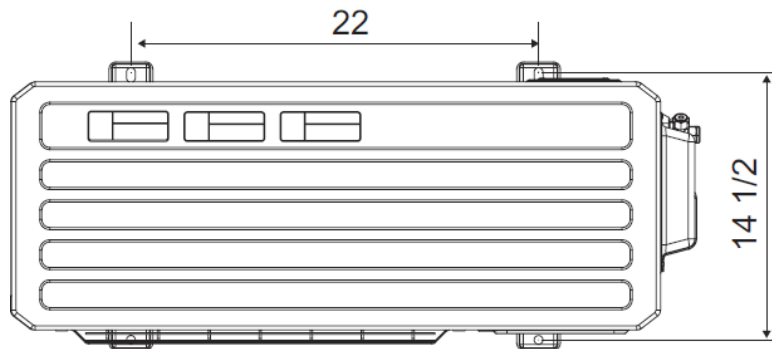
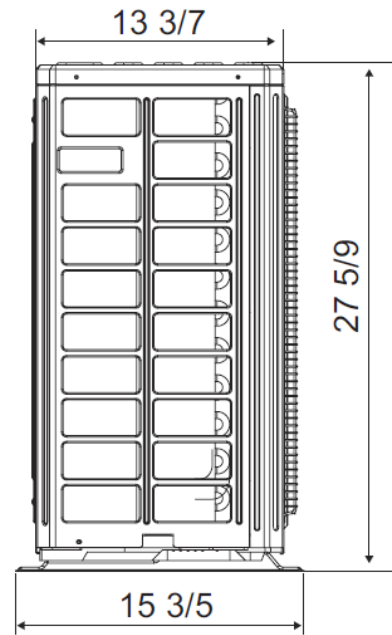
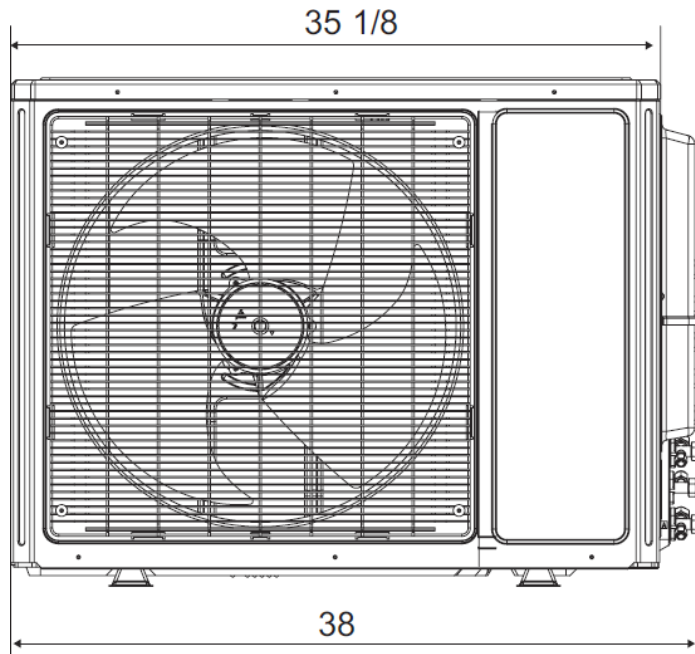
Multi-zone Indoor combinations

Outdoor Unit Model	2-Zone
38GJQC18---3	9+9
	9+12

	Indoor High Wall (GR)	Size		9	12
		Model (White)		40GRQB09H--3	40GRQB12H--3
		Model (Silver)		40GRQB09B--3	40GRQB12B--3
		Unit Width	In.	37.8	37.8
		Unit Height	In.	12.6	12.6
		Unit Depth	In.	8.1	8.1
		Net Weight	Lbs.	30.9	30.9
		Pipe Connection Size - Liquid	In.	1/4"	1/4"
		Pipe Connection Size - Suction	In.	1/2"	1/2"
		Number of Fan Speeds		7	7
		Airflow (lowest to highest)	CFM	206/235/294/324/ 353/383/412	265/294/353/383/ 412/441/471
		Sound Pressure (lowest to highest)	dB(A)	22/24/26/30/34/38/41	23/25/27/31/35/39/42
	Indoor High Wall (GJ*B)	Size		9	12
		Model		40GJQB09B--3	40GJQB12B--3
		Unit Width	In.	34.1	34.1
		Unit Height	In.	11.5	11.5
		Unit Depth	In.	8.2	8.2
		Net Weight	Lbs.	24.3	24.3
		Pipe Connection Size - Liquid	In.	1/4"	1/4"
		Pipe Connection Size - Suction	In.	1/2"	1/2"
		Number of Fan Speeds		7	7
		Airflow (lowest to highest)	CFM	224/241/271/312/ 359/394/430	224/241/271/312/ 659/394/453
		Sound Pressure (lowest to highest)	dB(A)	23/26/30/34/36/38/42	24/26/30/34/36/38/44
	Indoor Cassette (GJ*C)	Size		12	
		Model		40GJQB12C--3	
		Unit Width	In.	22.4	
		Unit Height	In.	9.1	
		Unit Depth	In.	22.4	
		Net Weight	Lbs.	39.7	
		Pipe Connection Size - Liquid	In.	1/4"	
		Pipe Connection Size - Suction	In.	3/8"	
		Number of Fan Speeds		3	
		Airflow	CFM	265/294/353	
		Sound Pressure (lowest to highest)	dB(A)	42/44/46	
	Indoor Ducted (GJ*D)	Size		9	12
		Model		40GJQB09D--3	40GJQB12D--3
		Unit Width	In.	24.2	24.2
		Unit Height	In.	7.9	7.9
		Unit Depth	In.	27.6	27.6
		Net Weight	Lbs.	48.5	50.7
		Pipe Connection Size - Liquid	In.	1/4"	1/4"
		Pipe Connection Size - Suction	In.	3/8"	3/8"
		Number of Fan Speeds		3	3
		Airflow (lowest to highest)	CFM	147/176/264	176/235/323
		Sound Pressure (lowest to highest)	dB(A)	31/34/37	32/35/39
		Max Static Pressure	In.WG.	.04	.04
	Indoor Floor Console (GJ*F)	Size		9	12
		Model		40GJQB09F--3	40GJQB12F--3
		Unit Width	In.	8.5	8.5
		Unit Height	In.	23.6	23.6
		Unit Depth	In.	27.6	27.6
		Net Weight	Lbs.	33.1	33.1
		Pipe Connection Size - Liquid	In.	1/4"	1/4"
		Pipe Connection Size - Suction	In.	3/8"	3/8"
		Number of Fan Speeds		7	7
		Airflow (lowest to highest)	CFM	188/217/253/282/ 311/329/382	205/264/294/323/ 353/382/441
		Sound Pressure (lowest to highest)	dB(A)	25/26/30/33/36/38/40	27/32/35/37/38/40/43

Construction View

Outdoor Unit 38GJQC18---3



Unit:inch

