# PH4Z
# 13.4 SEER2 Single Packaged Heat Pump System with R-410A Refrigerant Single Phase 2 to 5 Nominal Tons (024-060)

# Product Data

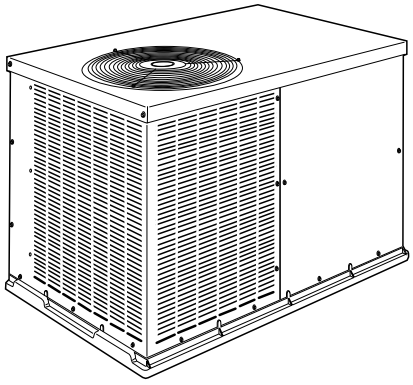

A10165

024-036 Size

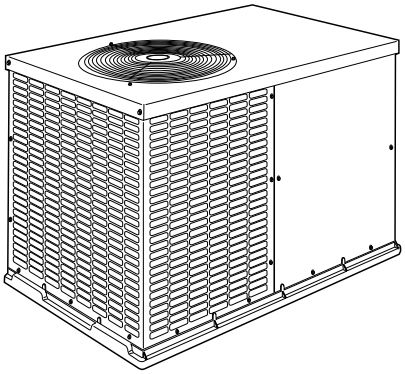

A150067

042-060 Size

**Fig. 1 – Unit PH4Z**

Single-Packaged Heat Pump Units with:

- Easy installation design
- Corrosion-proof unit base
- Class leading sound ratings
- Sloped drain for improved indoor air quality
- Scroll compressors
- Front and side service access
- Louvered panel coil protection
- Aluminum coil
- Cabinet air leakage less than 2.0% at 1.0 in. W.C. and cabinet air leakage less than 1.4% at 0.5 in W.C. when tested in accordance with ASHRAE standard 193

## Features/Benefits

This unit is a packaged heat pump for manufactured housing, residential, and light commercial applications. Factory assembled package is a compact, horizontal supply and return unit, combining easy installation and maintenance with efficient performance.

**EASY TO INSTALL—**The units are lightweight, compact single package units that are easy to handle. Every size unit has an identical 32 by 51-in. (813 by 1295 mm) footprint to make job site planning simple. The efficient design uses less sheet metal and makes this unit lighter than competitive units. The unit can be easily positioned on the job site with the hand-holds built into the unit basepan.

**AERODYNAMIC FAN BLADE DESIGN** reduces overall sound by up to 3dBA; as low as 72dBA.

**SERVICE ACCESS—**The units are designed to be serviced from both front and side. Routine maintenance tasks, such as coil cleaning, are sped up with the multiple side panels design.

**CORROSION PROOF UNIT BASE**—The unit features a tough, high-tech, single-piece composite material unit base with an integrated drain. The composite material eliminates the potential problem of rust and premature replacement which are common with standard metal pans. Each unit base is sloped to eliminate standing water. This feature minimizes the amount of standing water inside the unit, which limits mold and mildew growth.

**DURABLE STEEL CABINET**—The watertight construction and corrosion-resistant finish will keep it looking like new for years. A specialized paint treatment process ensures quality protection against the elements. A compact, low-profile design utilizes a louvered coil enclosure for maximum protection against hail damage and vandalism.

**SCROLL COMPRESSORS**—Each unit comes standard with a scroll compressor. Each scroll compressor is hermetically sealed against contamination to help promote longer life and dependable operation. All scroll compressors have internal high-pressure and overcurrent protection.

**COIL EFFICIENCY**—Indoor and outdoor coils are computer designed for optimum heat transfer and cooling efficiency.

**DEFROST SYSTEM**—The system provides time/ temperature-based defrost cycles to maintain unit efficiency. This highly reliable system monitors coil temperature and initiates a defrost cycle only if it is required. The defrost cycle ends as soon as defrosting is complete.

**ACCESSORY ELECTRIC HEATERS**—A variety of accessory electric heaters are available for these units. These heaters are comprised of a separate heater module mounted on the blower inlet and remote mounted controls located in the unit control box. Single point electrical connections are provided for powering both the heater and the unit.

**START COLLARS**—Start collars are provided with each unit to provide easy connection to the structure ductwork.

**DEPENDABLE COMPONENTS**—Direct-drive, multi-speed blower motor is standard on all models.

**DIRECT-DRIVE, PSC OUTDOOR-FAN MOTORS** are designed to help reduce energy consumption and provide for cooling operation down to 40°F (4.4°C). It's high efficiency design ensures high performance with most duct systems.

**REFRIGERANT SYSTEM** is designed to provide dependability. Liquid refrigerant filter driers are used to promote clean, unrestricted operation. Each unit leaves the factory with a full refrigerant charge and is fully run tested. Refrigerant service connections make checking operating pressure easier.

## Limited Warranty*

• Default 5 year parts limited warranty

-10 year parts limited warranty with timely registration. Equipment must be registered within 90 days of original installation, except in jurisdictions where warranty benefits cannot be conditioned on registration.

* Applies to original purchaser/homeowner and 5 years to subsequent owners.

• Default 5 year on compressor limited warranty

-10-year on compressor limited warranty with timely registration. Equipment must be registered within 90 days of original installation, except in jurisdictions where warranty benefits cannot be conditioned on registration.

* Applies to original purchaser/homeowner and 5 years to subsequent owners. See warranty certificate for complete details and restrictions

## Table of Contents


Features/Benefits . . . . . 1
Model Number Nomenclature . . . . . 2
AHRI Capacities. . . . . 3
Base Unit Dimensions—024-036. . . . . 6
Base Unit Dimensions — 042-060. . . . . 7
Selection Procedure . . . . . 8
Performance Data . . . . . 10
Typical Installation. . . . . 26
Typical Connection Wiring Schematic. . . . . 27
Controls. . . . . 29
Application Data. . . . . 29
Guide Specifications. . . . . 30
General . . . . . 30
Products . . . . . 30


## Model Number Nomenclature

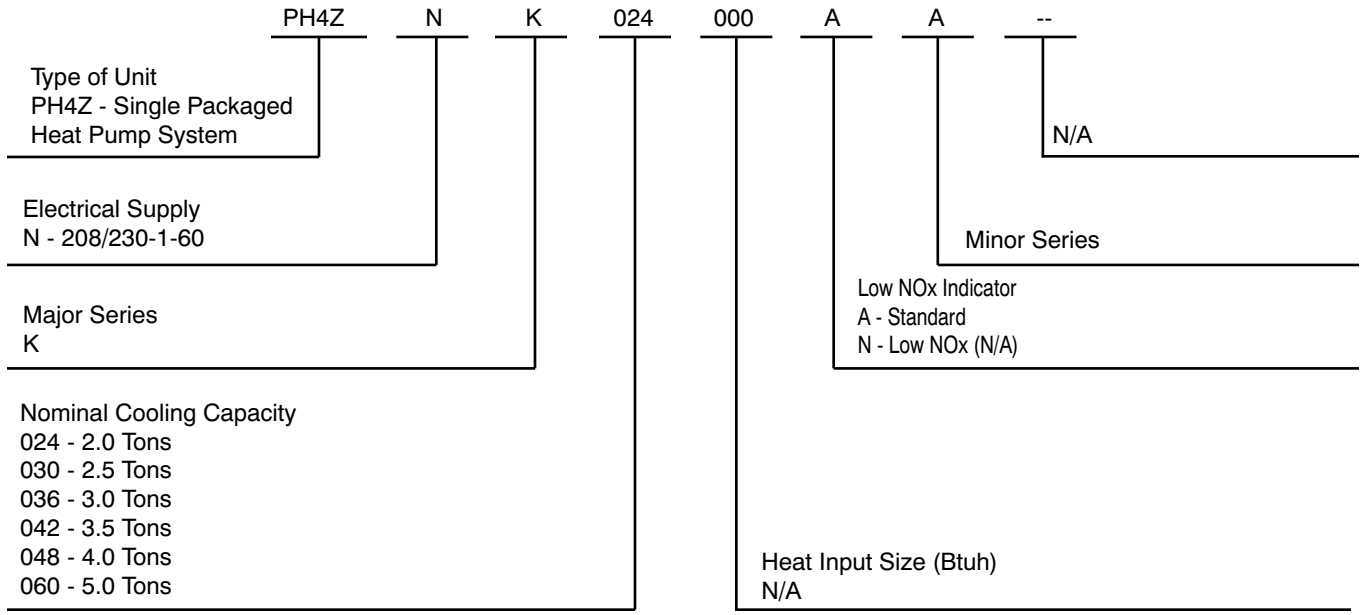


| SAP ORDERING NO. | NOMINAL COOLING CAPACITY (Btuh) | VOLTS-PHASE (60 HZ) | APPROX SHIP WT (LB) |
|---|---|---|---|
| PH4ZNK024000 | 24,000 | 208/230-1 | 312 |
| PH4ZNK030000 | 30,000 | 208/230-1 | 333 |
| PH4ZNK036000 | 36,000 | 208/230-1 | 334 |
| PH4ZNK042000 | 42,000 | 208/230-1 | 388 |
| PH4ZNK048000 | 48,000 | 208/230-1 | 407 |
| PH4ZNK060000 | 60,000 | 208/230-1 | 475 |

# AHRI* Capacities

## Cooling Capacities and Efficiencies

| UNIT SIZE | NOMINAL TONS | STANDARD CFM | NET COOLING CAPACITY (Btuh)‡** | NET COOLING CAPACITY (Btuh)‡† | EER‡** | EER2‡† | SEER‡** | SEER2‡† |
|---|---|---|---|---|---|---|---|---|
| 024 | 2 | 800 | 23,600 | 24,000 | 11.50 | 11.05 | 14.00 | 13.4 |
| 030 | 2.5 | 1000 | 29,800 | 28,600 | 11.50 | 11.05 | 14.00 | 13.4 |
| 036 | 3 | 1200 | 35,800 | 35,000 | 11.50 | 11.05 | 14.50 | 13.4 |
| 042 | 3.5 | 1400 | 41,000 | 40,000 | 11.50 | 11.05 | 14.00 | 13.4 |
| 048 | 4 | 1600 | 46,500 | 45,500 | 11.50 | 11.05 | 14.00 | 13.4 |
| 060 | 5 | 1850 | 55,000 | 54,000 | 11.00 | 11.05 | 14.00 | 13.4 |

*. Air Conditioning Heating & Refrigeration Institute
†. Rated in accordance with U.S. Government DOE (Department of Energy) Appendix M1 test procedures and/or AHRI 210/240.
‡. At "A" conditions --80°F (26.7°C) indoor db/67°F (19.4°C) indoor wb & 95°F (35°C) outdoor db.
**. Rated in accordance with U.S. Government DOE (Department of Energy) Appendix M test procedures and/or AHRI Standards 210/240.
EER - Energy Efficiency Ratio
SEER - Seasonal energy Efficiency Ratio
NOTES:
1. Ratings are net values, reflecting the effects of circulating fan heat.
2. Before purchasing this appliance, read important energy cost and efficiency information available from your retailer.

## Heat Pump Heating Capacities and Efficiencies

| UNIT SIZE | NET HEATING CAPACITY AT 47°F (8.3°C) (Btuh)* | NET HEATING CAPACITY AT 47°F (8.3°C) (Btuh)† | COP @ 47°F (8.3°C)* | COP @ 47°F (8.3°C)† | NET HEATING CAPACITY AT 17°F (-8.3°C) (Btuh)* | NET HEATING CAPACITY AT 17°F (-8.3°C) (Btuh)† | COP @ 17°F (-8.3°C)* | COP @ 17°F (-8.3°C)† | HSPF* | HSPF2† |
|---|---|---|---|---|---|---|---|---|---|---|
| 024 | 24,000 | 24,000 | 3.7 | 3.7 | 13,000 | 13,300 | 2.3 | 2.2 | 8.0 | 6.7 |
| 030 | 28,600 | 28,600 | 3.7 | 3.7 | 14,500 | 14,800 | 2.2 | 2.1 | 8.0 | 6.7 |
| 036 | 32,000 | 32,200 | 3.5 | 3.4 | 20,600 | 20,800 | 2.5 | 2.5 | 8.0 | 6.7 |
| 042 | 40,000 | 40,000 | 3.5 | 3.4 | 23,800 | 24,000 | 2.5 | 2.4 | 8.0 | 6.7 |
| 048 | 45,000 | 45,000 | 3.5 | 3.4 | 26,400 | 26,800 | 2.4 | 2.4 | 8.0 | 6.7 |
| 060 | 56,000 | 56,000 | 3.5 | 3.4 | 33,200 | 33,600 | 2.4 | 2.4 | 8.0 | 6.7 |

*. Rated in accordance with U.S. Government DOE (Department of Energy) Appendix M test procedures and/or AHRI Standards 210/240.
†. Rated in accordance with U.S. Government DOE (Department of Energy) Appendix M1 test procedures and/or AHRI 210/240
COP - Coefficient of Performance
HSPF - Heating Seasonal Performance Factor
Notes:
1. Ratings are net values, reflecting the effects of circulating fan heat
2. Before purchasing this appliance, read important energy cost and efficiency information available from your retailer.

Use of the AHRI Certified TM Mark indicates a manufacturer's participation in the program For verification of certification for individual products, go to www.ahridirectory.org.

## A-Weighted Sound Power Level (dBA)

| UNIT SIZE | STANDARD RATING (dBA*) | TYPICAL OCTAVE BAND SPECTRUM (Dba without tone adjustment) | | | | | | |
|---|---|---|---|---|---|---|---|---|
| | | 125 | 250 | 500 | 1000 | 2000 | 4000 | 8000 |
| 24 | 72 | 62 | 63 | 64 | 68 | 63 | 54 | 47 |
| 30 | 72 | 68 | 62 | 65 | 66 | 60 | 53 | 49 |
| 36 | 77 | 66 | 70 | 73 | 75 | 69 | 64 | 55 |
| 42 | 76 | 63 | 68 | 70 | 72 | 66 | 61 | 55 |
| 48 | 77 | 74 | 68 | 70 | 71 | 67 | 61 | 54 |
| 60 | 79 | 68 | 67 | 74 | 75 | 71 | 66 | 60 |

LEGEND
dBA - Sound Levels (decibels "A" weighting)
NOTE: Tested in compliance with AHRI 270 but not listed with AHRI.

## Physical Data

| UNIT SIZE | 024 | 030 | 036 | 042 | 048 | 060 |
|---|---|---|---|---|---|---|
| NOMINAL CAPACITY (ton) | 2 | 2.5 | 3 | 3.5 | 4 | 5 |
| SHIPPING WEIGHT (lb) | 312 | 333 | 334 | 388 | 407 | 475 |
| (kg) | 142 | 151 | 152 | 177 | 185 | 215 |
| COMPRESSOR TYPE | SCROLL | | | | | |
| REFRIGERANT | R-410A | | | | | |
| REFRIGERANT QUANTITIY (lb) | 6.3 | 9.8 | 6.8 | 7.7 | 9.0 | 12.0 |
| QUANTITY (kg) | 2.9 | 3.1 | 3.1 | 3.5 | 4.1 | 5.4 |
| OUTDOOR METERING DEVICE | TXV | Piston | | | TXV | Piston |
| ORIFICE ID (in.) | - | 0.055 | 0.057 | 0.059 | - | 0.070 |
| (mm) | - | 1.397 | 1.448 | 1.499 | - | 1.778 |
| OUTDOOR COIL | | | | | | |
| ROWS...FINS/in. | 1...20 | 1...20 | 2...20 | 2...20 | 2...20 | 2...20 |
| FACE AREA (sq. ft) | 9.1 | 9.1 | 9.1 | 10.2 | 13.0 | 15.5 |
| OUTDOOR FAN | | | | | | |
| NOMINAL AIRFLOW (CFM) | 2000 | 2000 | 2800 | 3100 | 3100 | 3300 |
| DIAMETER (in.) | 20 | 20 | 20 | 20 | 20 | 20 |
| DIAMETER (mm) | 508 | 508 | 508 | 508 | 508 | 508 |
| MOTOR HP (RPM) | 1/8 (825) | 1/8 (825) | 1/4 (1100) | 1/4 (1100) | 1/4 (1100) | 1/3 (1100) |
| INDOOR METERING DEVICE | Piston | | | | TXV | TXV |
| ORIFICE ID (in.) | 0.057 | 0.063 | 0.067 | 0.076 | - | - |
| (mm) | 1.448 | 1.600 | 1.702 | 1.930 | - | - |
| INDOOR COIL | | | | | | |
| ROWS...FINS/in. | 2...12 | 3…15 | 3...15 | 3...15 | 3...15 | 3...15 |
| FACE AREA (sq. ft) | 4.3 | 4.3 | 4.3 | 4.9 | 4.9 | 6.1 |
| INDOOR BLOWER | | | | | | |
| NOMINAL COOLING AIRFLOW (CFM) | 800 | 1000 | 1200 | 1400 | 1600 | 1850 |
| NOMINAL SIZE D x L (in.) | 8 x 11 | 8 x 11 | 9 x 12 | 9 x 12 | 11 x 12 | 11 x 12 |
| (mm) | 254 x 203 | 254 x 203 | 279 x 229 | 279 x 229 | 279 x 229 | 267 x 305 |
| MOTOR (HP) | 1/3 | 1/2 | 1/2 | 1/2 | 3/4 | 1 |
| HIGH-PRESSURE SWITCH (psig) | | | | | | |
| CUTOUT | 650 +/- 15 | | | | | |
| RESET (AUTO) | 420 +/- 25 | | | | | |
| LOW-PRESSURE SWITCH (psig) | | | | | | |
| CUTOUT | 20 +/- 5 | | | | | |
| RESET (AUTO) | 45 +/- 10 | | | | | |
| RETURN-AIR FILTERS* | | | | | | |
| THROWAWAY (in.) | 20x20x1 | 20x24x1 | 24x30x1 | 24x36x1 | | |
| (mm) | 508x508x25 | 508x610x25 | 610x762x25 | 610x914x25 | | |

*. Required filter sizes shown are based on the AHRI (Air Conditioning, Heating & Refrigeration Institute) rated airflow at a velocity of 300 ft/min (91 m) for throwaway type or 450 ft/min (137 m) for high capacity type. Recommended filters are 1-in. (25 mm) thick.

**Manufacturer reserves the right to change, at any time, specifications and designs without notice and without obligations.**

## Accessories

| DESCRIPTION | USED WITH | PART NUMBER |
|---|---|---|
| Compressor Start Kit | All | CPHSTART002A00 |
| 240V Crankcase Heater | 24-36 | CPCRKHTR008A00 |
| | 42-60 | CPCRKHTR004A00 |
| Low Ambient Control | All | CPLOWAMB001A00 |

## Accessory Electric Heater Usage

| CATALOG ORDERING NO. | NOMINAL CAPACITY (kW) | CIRCUIT BREAKER (Yes/No) | STAGES | USED WITH SIZES | | | | | |
|---|---|---|---|---|---|---|---|---|---|
| | | | | 024 | 030 | 036 | 042 | 048 | 060 |
| CPHEATER125A0* | 3.8 / 5.0 | No | 1 | ✓ | ✓ | ✓ | ✓ | | |
| CPHEATER126A0* | 3.8 / 5.0 | Yes | 1 | ✓ | ✓ | ✓ | ✓ | ✓ | ✓ |
| CPHEATER127A0* | 5.6 / 7.5 | No | 2 | ✓ | | | | | |
| CPHEATER128A0* | 5.6 / 7.5 | Yes | 2 | ✓ | ✓ | ✓ | ✓ | ✓ | ✓ |
| CPHEATER130A0* | 7.5 / 10.0 | Yes | 2 | ✓ | ✓ | ✓ | ✓ | ✓ | ✓ |
| CPHEATER131A0* | 11.3 / 15.0 | Yes | 2 | | | ✓ | ✓ | ✓ | ✓ |
| CPHEATER132A0* | 15.0 / 20.0 | Yes | 2 | | | | | ✓ | ✓ |

✓Approved combination

## Multiplication Factors

| HEATER kW RATING | VOLTAGE DISTRIBUTION | MULTIPLICATION FACTOR |
|---|---|---|
| 240 | 200 | .69 |
| | 208 | .75 |
| | 230 | .92 |
| | 240 | 1.00 |

Example: 15.0 kW (at 240v) heater on 208v
= 15.0 (.75 mult factor)
= 11.25 capacity at 208v

**Manufacturer reserves the right to change, at any time, specifications and designs without notice and without obligations.**

# Base Unit Dimensions—024-036

| UNIT | ELECTRICAL CHARACTERISTICS | UNIT WT. | | UNIT HEIGHT | CENTER OF GRAVITY IN [MM] | | |
|---|---|---|---|---|---|---|---|
| | | LBS. | KG. | A | X | Y | Z |
| PH4ZNK024000 | 208/230-1-60 | 253 | 115 | 30-1/8 [765] | 14 [356] | 19 [483] | 14 [356] |
| PH4ZNK030000 | 208/230-1-60 | 283 | 128 | 34-1/8 [867] | 14 [356] | 19 [483] | 16 [406] |
| PH4ZNK036000 | 208/230-1-60 | 285 | 130 | 34-1/8 [867] | 14 [356] | 19 [483] | 16 [406] |

**REQUIRED CLEARANCES TO COMBUSTIBLE MAT'L.** INCHES [MM]

TOP OF UNIT.....0
BOTTOM OF UNIT.....0
SIDE OF UNIT WITH DUCT OPENINGS.....0
SIDE OF UNIT OPPOSITE DUCT OPENINGS.....0

**NEC. REQUIRED CLEARANCES.** INCHES [MM]

BETWEEN UNITS, POWER ENTRY SIDE.....42.0 [1067]
UNIT AND UNGROUNDED SURFACES, POWER ENTRY SIDE.....36.0 [914]
UNIT AND BLOCK OR CONCRETE WALLS AND OTHER GROUNDED SURFACES, POWER ENTRY SIDE.....42.0 [1067]

**REQUIRED CLEARANCE FOR SERVICING** INCHES [MM]

TOP OF UNIT.....36.0 [914]
SIDE OF UNIT OPPOSITE DUCT OPENINGS.....30.0 [762]
SIDE OF UNIT WITH POWER ENTRY.....30.0 [762]
(EXCEPT FOR NEC REQUIREMENTS)

NOTE: CLEARANCES MUST BE MAINTAINED TO PREVENT RECIRCULATION OF AIR FROM OUTDOOR FAN DISCHARGE. A REMOVABLE FENCE OR BARRICADE REQUIRES NO CLEARANCE.

DIMENSIONS IN [] ARE IN MM

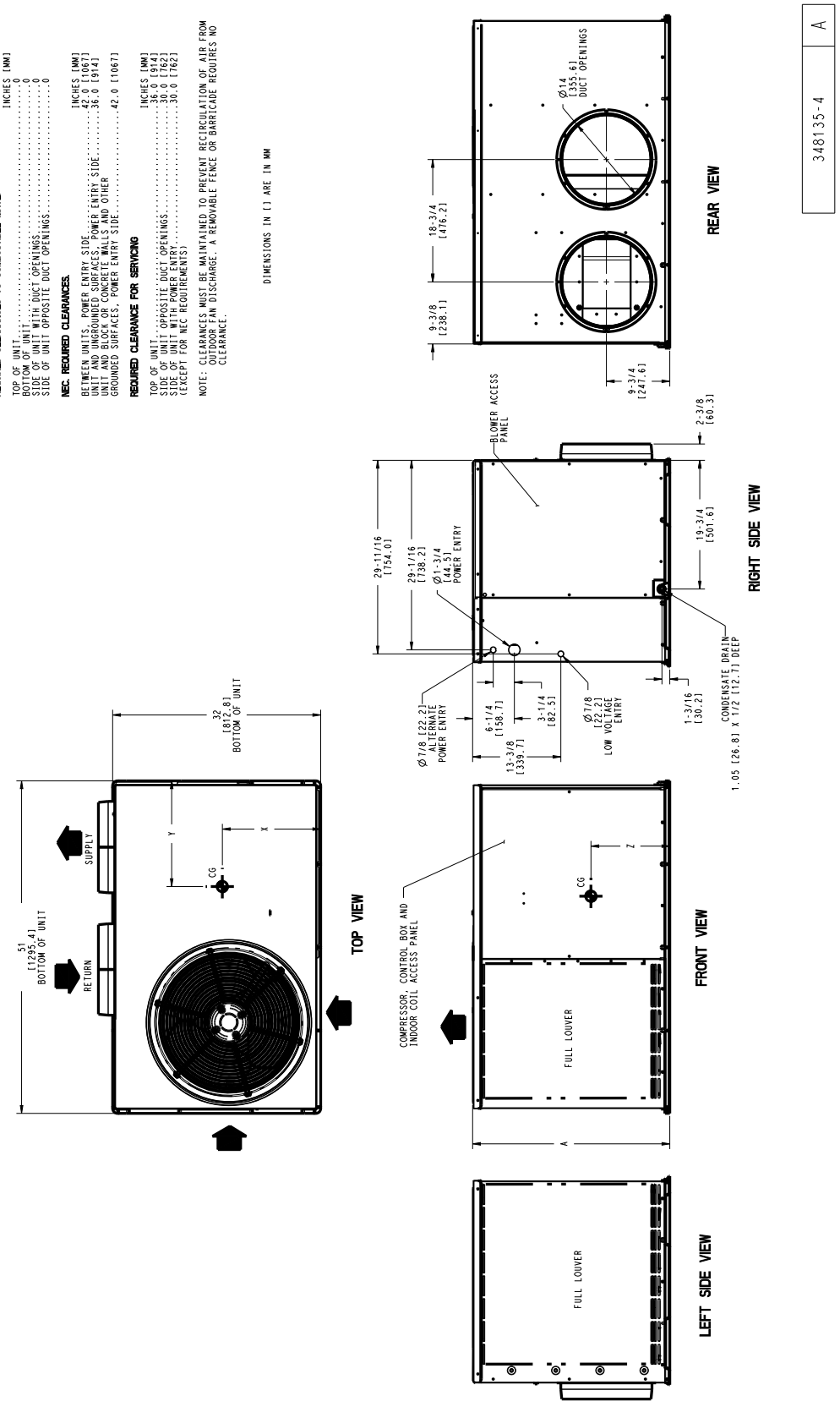


A210790

# Base Unit Dimensions — 042-060

| UNIT | ELECTRICAL CHARACTERISTICS | UNIT WT. | | UNIT HEIGHT | CENTER OF GRAVITY IN [MM] | | |
|---|---|---|---|---|---|---|---|
| | | LBS. | KG. | A | X | Y | Z |
| PH4ZNK042000 | 208/230-1-60 | 339 | 154 | 42-1/8 [1070] | 14 [356] | 19 [483] | 19-3/4 [503] |
| PH4ZNK048000 | 208/230-1-60 | 358 | 163 | 42-1/8 [1070] | 14 [356] | 19 [483] | 19-3/4 [503] |
| PH4ZNK060000 | 208/230-1-60 | 425 | 193 | 42-1/8 [1070] | 14 [356] | 19 [483] | 19-3/4 [503] |

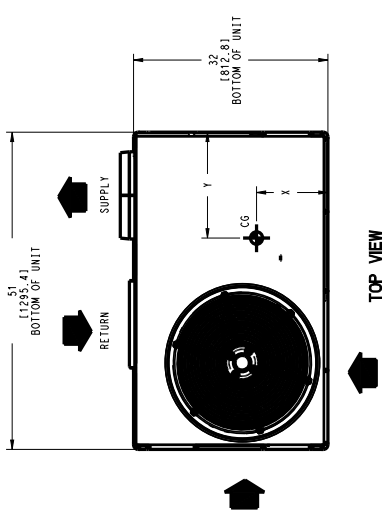


TOP VIEW

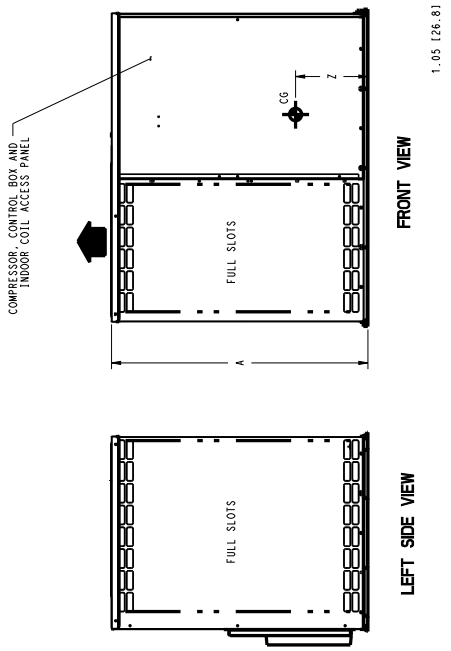


LEFT SIDE VIEW

FRONT VIEW

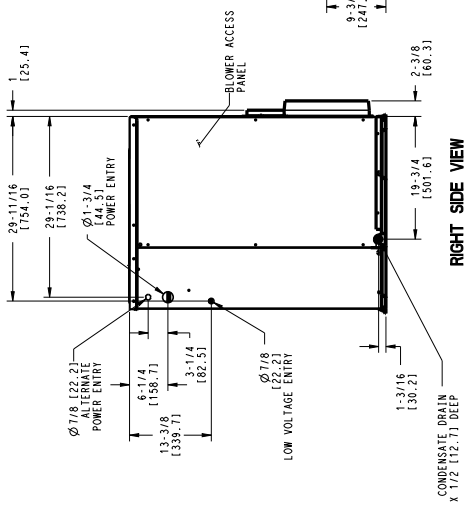


RIGHT SIDE VIEW

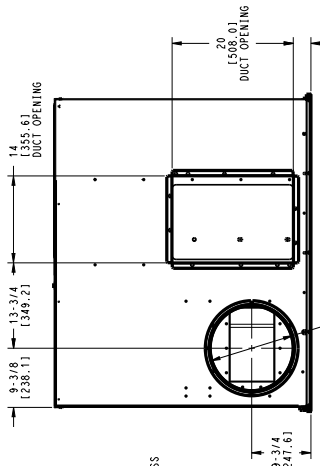


REAR VIEW

**REQUIRED CLEARANCES TO COMBUSTIBLE MATL.**

| | INCHES [MM] |
|---|---|
| TOP OF UNIT | 0 |
| BOTTOM OF UNIT | 0 |
| SIDE OF UNIT WITH DUCT OPENINGS | 0 |
| SIDE OF UNIT OPPOSITE DUCT OPENINGS | 0 |

**NEC. REQUIRED CLEARANCES.**

| | INCHES [MM] |
|---|---|
| BETWEEN UNITS, POWER ENTRY SIDE | 42.0 [1067] |
| UNIT AND UNGROUNDED SURFACE, POWER ENTRY SIDE | 36.0 [914] |
| UNIT AND BLOCK OR CONCRETE WALLS AND OTHER GROUNDED SURFACES, POWER ENTRY SIDE | 42.0 [1067] |

**REQUIRED CLEARANCE FOR SERVICING**

| | INCHES [MM] |
|---|---|
| TOP OF UNIT | 36.0 [914] |
| SIDE OF UNIT OPPOSITE DUCT OPENINGS | 30.0 [762] |
| SIDE OF UNIT WITH POWER ENTRY (EXCEPT FOR NEC REQUIREMENTS) | 30.0 [762] |

NOTE: CLEARANCES MUST BE MAINTAINED TO PREVENT RECIRCULATION OF AIR FROM OUTDOOR FAN DISCHARGE. A REMOVABLE FENCE OR BARRICADE REQUIRES NO CLEARANCE.

DIMENSIONS IN [] ARE IN MM

348136-4 | A

A210791

## Selection Procedure

**DETERMINE COOLING AND HEATING REQUIREMENTS AT DESIGN CONDITIONS**

Given:

Required Cooling Capacity (TC) ..... 28,000
Sensible Heat Capacity (SHC) ..... 20,500 Btuh
Required Heating Capacity ..... 28,550 Btuh
Outdoor Entering-Air Temperature ..... 95°F (35°C)
Outdoor-Air Winter Design Temperature ..... 20°F (-6.7°C)
Indoor-Air Winter Design Temperature ..... 70°F (21.1°C)
Indoor Entering-Air Temperature 80°F (26.7°C) edb, 67°F ewb (19.4°C)
Indoor-Air Quantity ..... 1000 CFM
External Static Pressure ..... 0.20 IN. W.C.
Electrical Characteristics (V-Ph-Hz) ..... 230-1-60

edb — entering dry bulb
ewb — entering wet bulb

**SELECT UNIT BASED ON REQUIRED COOLING CAPACITY**

Enter Cooling Capacities table at condenser entering temperature of 95°F (35°C), indoor air entering at 1000 CFM and 67°F (19.4°C) ewb (entering wet bulb). The 030 unit will provide a total cooling capacity of 28,800 Btuh and a sensible heat capacity of 21,600 Btuh.

For indoor-air temperature other than 80°F edb (entering dry bulb), calculate sensible heat capacity correction, as required, using the formula found in Note 3 following the cooling capacities tables.

**NOTE:** Unit ratings are net capacities.

**SELECT ELECTRIC HEAT**

Enter the 030 Heating Capacities table at 1000 CFM. At 70°F (21.1°C) return indoor air and 20°F (-6.7°C) air entering outdoor coil, the integrated heating capacity is 16,740 Btuh. (Select integrated heating capacity value since deductions for outdoor-coil frost and defrosting have already been made. No correction is required.)

The required heating capacity is 28,550 Btuh. Therefore, 11,810 Btuh (28,550 - 16,740) additional electric heat is required.

Determine additional electric heat capacity in kW.

$$\frac{11{,}810 \text{ Btuh}}{3414 \text{ Btuh/kW}} = 3.46 \text{ kW of heat required}$$

Enter the Accessory Electric Heater Usage table on page 5 for 208/240v. single-phase, 030 unit. The 5-kW heater at 240v most closely satisfies the heating required. To calculate kW at 230v, multiply the heater kW by multiplication factor 0.92 found in the Multiplication Factors table on page 5.

5 kW x 0.92 = 4.6 kW
4.6 x 3414 = 15,704 Btuh

To calculate kW at 208 v, see Multiplication Factors table on page 5.

Total unit heating capacity is 32,444 Btuh (16,740 +15,704).

**DETERMINE FAN SPEED AND POWER REQUIREMENTS AT DESIGN CONDITIONS**

Before entering the air delivery tables, calculate the total static pressure required. From the given, the Accessory Electric Heat Pressure Drop table, and the Filter Pressure Drop table, find:

| | |
|---|---|
| External static pressure | 0.20 IN. W.C. |
| Filter | 0.09 IN. W.C. |
| Electric heat | 0.04 IN. W.C. |
| Total static pressure | 0.33 IN. W.C. |

Enter the table for Dry Coil Air Delivery — Horizontal Discharge at 1000 CFM and 230v high speed. The blower will deliver 1036 CFM @ 0.40 IN W.C. static pressure. This will adequately handle job requirements.

Manufacturer reserves the right to change, at any time, specifications and designs without notice and without obligations.

# BALANCE POINT WORKSHEET

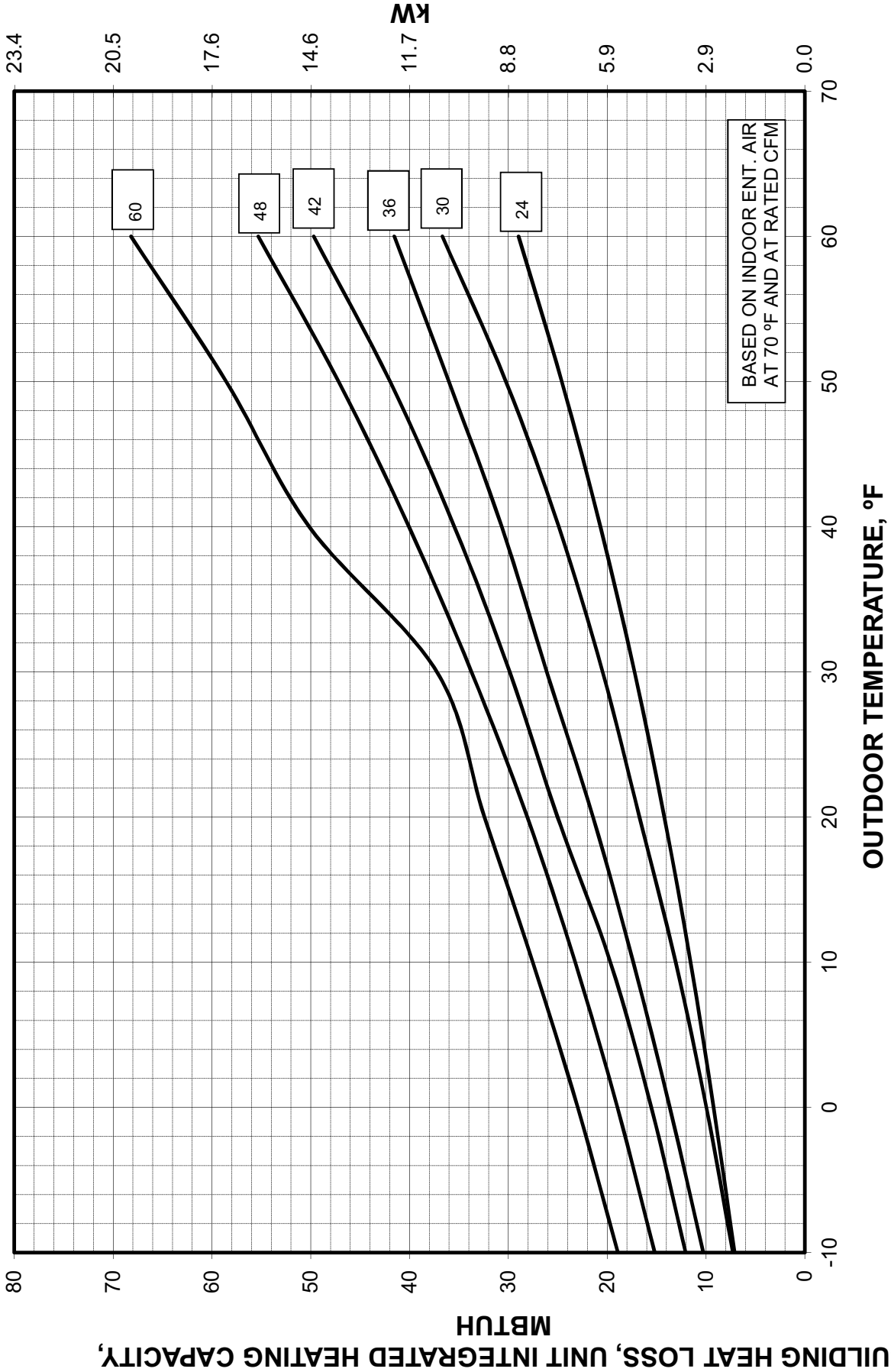


A150088

# Performance Data

## COOLING CAPACITY APPENDIX M TEST PROCEDURE
## 024

| EVAPORATOR AIR | | CONDENSER ENTERING AIR TEMPERATURES °F (°C) | | | | | | | | | | | | | | | | | |
|---|---|---|---|---|---|---|---|---|---|---|---|---|---|---|---|---|---|---|---|
| | | 75 (23.9) | | | 85 (29.4) | | | 95 (35) | | | 105 (40.6) | | | 115 (46.1) | | | 125 (51.7) | | |
| CFM | EWB | Capacity MBtuh | | Total Sys | Capacity MBtuh | | Total Sys | Capacity MBtuh | | Total Sys | Capacity MBtuh | | Total Sys | Capacity MBtuh | | Total Sys | Capacity MBtuh | | Total Sys |
| | | Total | Sens† | KW* | Total | Sens† | KW* | Total | Sens† | KW* | Total | Sens† | KW* | Total | Sens† | KW* | Total | Sens† | KW* |
| 700 | 57 (13.9) | 21.71 | 21.71 | 1.70 | 20.80 | 20.80 | 1.89 | 19.82 | 19.82 | 2.10 | 18.69 | 18.69 | 2.34 | 16.95 | 16.95 | 2.59 | 15.34 | 15.34 | 2.89 |
| | 62 (16.7) | 22.45 | 21.28 | 1.70 | 21.29 | 20.71 | 1.89 | 20.07 | 20.10 | 2.11 | 18.72 | 18.72 | 2.35 | 16.98 | 16.98 | 2.59 | 15.37 | 15.37 | 2.89 |
| | 63‡ (17.2) | 22.88 | 17.30 | 1.70 | 21.68 | 16.74 | 1.90 | 20.42 | 16.16 | 2.11 | 18.97 | 15.50 | 2.35 | 16.64 | 14.46 | 2.59 | 14.52 | 13.52 | 2.87 |
| | 67 (19.4) | 24.94 | 18.11 | 1.71 | 23.63 | 17.55 | 1.91 | 22.21 | 16.92 | 2.13 | 20.73 | 16.29 | 2.38 | 19.04 | 15.59 | 2.65 | 16.49 | 14.54 | 2.91 |
| | 71 (21.7) | 27.03 | 15.42 | 1.71 | 25.77 | 14.93 | 1.91 | 24.41 | 14.40 | 2.13 | 22.91 | 13.81 | 2.38 | 21.15 | 13.13 | 2.66 | 18.82 | 12.24 | 2.98 |
| 800 | 57 (13.9) | 22.74 | 22.74 | 1.73 | 21.75 | 21.75 | 1.92 | 20.72 | 20.72 | 2.14 | 19.55 | 19.55 | 2.38 | 17.91 | 17.91 | 2.64 | 16.16 | 16.16 | 2.93 |
| | 62 (16.7) | 23.07 | 22.93 | 1.73 | 21.89 | 22.30 | 1.92 | 20.75 | 20.75 | 2.14 | 19.58 | 19.58 | 2.38 | 17.95 | 17.95 | 2.64 | 16.20 | 16.20 | 2.93 |
| | 63‡ (17.2) | 23.42 | 18.45 | 1.73 | 22.16 | 17.87 | 1.92 | 20.85 | 17.28 | 2.14 | 19.37 | 16.62 | 2.38 | 17.10 | 15.61 | 2.62 | 14.89 | 14.62 | 2.91 |
| | 67 (19.4) | 25.53 | 19.32 | 1.73 | 24.20 | 18.77 | 1.93 | 22.80 | 18.20 | 2.15 | 21.26 | 17.56 | 2.40 | 19.42 | 16.78 | 2.68 | 16.92 | 15.76 | 2.95 |
| | 71 (21.7) | 27.54 | 16.19 | 1.74 | 26.27 | 15.73 | 1.94 | 24.86 | 15.17 | 2.16 | 23.33 | 14.61 | 2.41 | 21.57 | 13.96 | 2.69 | 19.28 | 13.11 | 3.00 |
| 900 | 57 (13.9) | 23.61 | 23.61 | 1.76 | 22.57 | 22.57 | 1.95 | 21.46 | 21.46 | 2.17 | 20.27 | 20.27 | 2.42 | 18.87 | 18.87 | 2.70 | 16.88 | 16.88 | 2.97 |
| | 62 (16.7) | 24.03 | 23.77 | 1.76 | 22.61 | 22.61 | 1.95 | 21.49 | 21.49 | 2.17 | 20.30 | 20.30 | 2.42 | 18.90 | 18.90 | 2.70 | 16.91 | 16.91 | 2.97 |
| | 63‡ (17.2) | 23.86 | 19.55 | 1.76 | 22.55 | 18.96 | 1.95 | 21.17 | 18.34 | 2.17 | 19.69 | 17.69 | 2.41 | 17.50 | 16.71 | 2.65 | 15.26 | 15.63 | 2.94 |
| | 67 (19.4) | 25.96 | 20.45 | 1.76 | 24.63 | 19.92 | 1.95 | 23.21 | 19.36 | 2.17 | 21.66 | 18.73 | 2.42 | 19.73 | 17.93 | 2.71 | 17.30 | 16.91 | 2.98 |
| | 71 (21.7) | 27.91 | 16.92 | 1.77 | 26.61 | 16.44 | 1.96 | 25.18 | 15.91 | 2.18 | 23.63 | 15.33 | 2.43 | 21.89 | 14.72 | 2.71 | 19.55 | 13.91 | 3.02 |

See page 17 for notes.

## HEATING CAPACITY APPENDIX M TEST PROCEDURE
## 024

| INDOOR AIR | | OUTDOOR COIL ENTERING AIR TEMPERATURES °F (°C) | | | | | | | | | | | | | | | | | | | | | | | |
|---|---|---|---|---|---|---|---|---|---|---|---|---|---|---|---|---|---|---|---|---|---|---|---|---|---|
| | | -10 (-23.3) | | | 0 (-17.8) | | | 10 (-12.2) | | | 20 (-6.7) | | | 30 (-1.1) | | | 40 (4.4) | | | 50 (10) | | | 60 (15.6) | | |
| EDB | CFM | Capacity MBtuh | | Total Sys | Capacity MBtuh | | Total Sys | Capacity MBtuh | | Total Sys | Capacity MBtuh | | Total Sys | Capacity MBtuh | | Total Sys | Capacity MBtuh | | Total Sys | Capacity MBtuh | | Total Sys | Capacity MBtuh | | Total Sys |
| | | Total | Integ | KW* | Total | Integ | KW* | Total | Integ | KW* | Total | Integ | KW* | Total | Integ | KW* | Total | Integ | KW* | Total | Integ | KW* | Total | Integ | KW* |
| 65 (18.3) | 700 | 7.39 | 6.80 | 1.63 | 9.23 | 8.49 | 1.66 | 11.15 | 10.23 | 1.71 | 13.21 | 11.99 | 1.76 | 17.82 | 15.61 | 1.92 | 20.63 | 20.63 | 1.97 | 23.71 | 23.71 | 2.04 | 27.03 | 27.03 | 2.11 |
| | 800 | 7.58 | 6.97 | 1.63 | 9.27 | 8.52 | 1.67 | 11.18 | 10.26 | 1.70 | 13.26 | 12.02 | 1.75 | 18.23 | 15.97 | 1.89 | 20.69 | 20.69 | 1.94 | 23.80 | 23.80 | 1.99 | 27.19 | 27.19 | 2.05 |
| | 900 | 7.47 | 6.86 | 1.65 | 9.49 | 8.73 | 1.67 | 11.22 | 10.30 | 1.70 | 13.28 | 12.04 | 1.73 | 17.91 | 15.69 | 1.88 | 21.18 | 21.18 | 1.91 | 23.89 | 23.89 | 1.96 | 27.31 | 27.31 | 2.00 |
| 70 (21.1) | 700 | 7.31 | 6.72 | 1.71 | 9.13 | 8.40 | 1.75 | 11.04 | 10.13 | 1.79 | 13.09 | 11.87 | 1.84 | 17.63 | 15.45 | 2.01 | 20.40 | 20.40 | 2.07 | 23.44 | 23.44 | 2.14 | 26.71 | 26.71 | 2.21 |
| | 800 | 7.34 | 6.75 | 1.71 | 9.16 | 8.43 | 1.74 | 11.06 | 10.15 | 1.78 | 13.11 | 11.89 | 1.84 | 17.67 | 15.48 | 1.98 | 20.46 | 20.46 | 2.03 | 23.52 | 23.52 | 2.09 | 26.85 | 26.85 | 2.15 |
| | 900 | 7.38 | 6.78 | 1.72 | 9.19 | 8.45 | 1.76 | 11.09 | 10.17 | 1.78 | 13.14 | 11.92 | 1.82 | 17.71 | 15.52 | 1.97 | 20.51 | 20.51 | 2.01 | 23.60 | 23.60 | 2.05 | 26.97 | 26.97 | 2.10 |
| 75 (23.9) | 700 | 7.27 | 6.69 | 1.79 | 9.17 | 8.43 | 1.83 | 10.93 | 10.03 | 1.88 | 12.97 | 11.76 | 1.94 | 17.52 | 15.35 | 2.11 | 20.44 | 20.44 | 2.17 | 23.16 | 23.16 | 2.24 | 26.37 | 26.37 | 2.32 |
| | 800 | 7.28 | 6.69 | 1.79 | 9.07 | 8.35 | 1.83 | 10.96 | 10.06 | 1.87 | 12.98 | 11.78 | 1.92 | 17.49 | 15.32 | 2.08 | 20.23 | 20.23 | 2.13 | 23.24 | 23.24 | 2.19 | 26.50 | 26.50 | 2.25 |
| | 900 | 7.32 | 6.73 | 1.79 | 9.10 | 8.37 | 1.84 | 10.98 | 10.07 | 1.87 | 13.00 | 11.79 | 1.91 | 17.56 | 15.38 | 2.06 | 20.28 | 20.28 | 2.10 | 23.31 | 23.31 | 2.15 | 26.61 | 26.61 | 2.20 |

See page 17 for notes.

Manufacturer reserves the right to change, at any time, specifications and designs without notice and without obligations.

# Performance Data (cont)

## COOLING CAPACITY APPENDIX M TEST PROCEDURE

### 030

| EVAPORATOR AIR | | CONDENSER ENTERING AIR TEMPERATURES °F (°C) | | | | | | | | | | | | | | | | | |
|---|---|---|---|---|---|---|---|---|---|---|---|---|---|---|---|---|---|---|---|
| | | 75 (23.9) | | | 85 (29.4) | | | 95 (35) | | | 105 (40.6) | | | 115 (46.1) | | | 125 (51.7) | | |
| CFM | EWB | Capacity MBtuh | | Total Sys KW* | Capacity MBtuh | | Total Sys KW* | Capacity MBtuh | | Total Sys KW* | Capacity MBtuh | | Total Sys KW* | Capacity MBtuh | | Total Sys KW* | Capacity MBtuh | | Total Sys KW* |
| | | Total | Sens† | | Total | Sens† | | Total | Sens† | | Total | Sens† | | Total | Sens† | | Total | Sens† | |
| 875 | 57 (13.9) | 28.37 | 28.37 | 2.14 | 27.19 | 27.19 | 2.38 | 25.92 | 25.92 | 2.65 | 24.47 | 24.47 | 2.95 | 22.21 | 22.21 | 3.26 | 20.13 | 20.13 | 3.64 |
| | 62 (16.7) | 29.34 | 27.27 | 2.15 | 27.83 | 26.54 | 2.39 | 26.26 | 25.77 | 2.66 | 24.51 | 24.51 | 2.96 | 22.26 | 22.26 | 3.27 | 20.18 | 20.18 | 3.64 |
| | 63(17.2)‡ | 29.91 | 22.20 | 2.16 | 28.34 | 21.48 | 2.39 | 26.72 | 20.75 | 2.66 | 24.84 | 19.92 | 2.96 | 21.84 | 18.61 | 3.25 | 19.08 | 17.42 | 3.61 |
| | 67 (19.4) | 32.52 | 23.20 | 2.17 | 30.82 | 22.48 | 2.41 | 29.06 | 21.74 | 2.69 | 27.15 | 20.93 | 3.00 | 24.90 | 20.02 | 3.35 | 21.62 | 18.71 | 3.68 |
| | 71 (21.7) | 35.27 | 19.81 | 2.18 | 33.60 | 19.16 | 2.42 | 31.80 | 18.47 | 2.70 | 29.88 | 17.73 | 3.01 | 27.64 | 16.89 | 3.37 | 24.60 | 15.75 | 3.77 |
| 1000 | 57 (13.9) | 29.77 | 29.77 | 2.18 | 28.49 | 28.49 | 2.42 | 27.13 | 27.13 | 2.69 | 25.64 | 25.64 | 3.00 | 23.54 | 23.54 | 3.32 | 21.26 | 21.26 | 3.69 |
| | 62 (16.7) | 30.18 | 29.46 | 2.18 | 28.64 | 28.66 | 2.42 | 27.17 | 27.17 | 2.69 | 25.68 | 25.68 | 3.00 | 23.59 | 23.59 | 3.32 | 21.30 | 21.30 | 3.69 |
| | 63 (17.2)‡ | 30.65 | 23.73 | 2.18 | 29.01 | 23.00 | 2.42 | 27.28 | 22.24 | 2.69 | 25.40 | 21.41 | 2.99 | 22.47 | 20.15 | 3.29 | 19.60 | 18.90 | 3.64 |
| | 67 (19.4) | 33.34 | 24.85 | 2.19 | 31.61 | 24.13 | 2.44 | 29.80 | 23.40 | 2.71 | 27.87 | 22.62 | 3.02 | 25.43 | 21.62 | 3.38 | 22.21 | 20.33 | 3.72 |
| | 71 (21.7) | 35.97 | 20.90 | 2.21 | 34.27 | 20.23 | 2.45 | 32.41 | 19.55 | 2.72 | 30.43 | 18.83 | 3.04 | 28.20 | 18.01 | 3.39 | 25.14 | 16.91 | 3.79 |
| 1125 | 57 (13.9) | 30.97 | 30.97 | 2.21 | 29.60 | 29.60 | 2.45 | 28.15 | 28.15 | 2.72 | 26.61 | 26.61 | 3.04 | 24.79 | 24.79 | 3.39 | 22.23 | 22.23 | 3.74 |
| | 62 (16.7) | 31.00 | 31.00 | 2.21 | 29.64 | 29.64 | 2.45 | 28.19 | 28.19 | 2.72 | 26.65 | 26.65 | 3.04 | 24.83 | 24.83 | 3.39 | 22.27 | 22.27 | 3.74 |
| | 63 (17.2)‡ | 31.22 | 25.19 | 2.21 | 29.53 | 24.45 | 2.45 | 27.75 | 23.67 | 2.72 | 25.83 | 22.84 | 3.02 | 23.02 | 21.62 | 3.33 | 20.09 | 20.00 | 3.68 |
| | 67 (19.4) | 33.94 | 26.40 | 2.21 | 32.20 | 25.68 | 2.46 | 30.36 | 24.97 | 2.73 | 28.39 | 24.18 | 3.04 | 25.96 | 23.20 | 3.40 | 22.75 | 21.88 | 3.76 |
| | 71 (21.7) | 36.47 | 21.90 | 2.23 | 34.73 | 21.28 | 2.47 | 32.85 | 20.56 | 2.75 | 30.83 | 19.82 | 3.06 | 28.59 | 19.03 | 3.41 | 25.56 | 18.01 | 3.81 |

See page 17 for notes.

## HEATING CAPACITY APPENDIX M TEST PROCEDURE

### 030

| INDOOR AIR | | OUTDOOR COIL ENTERING AIR TEMPERATURES °F (°C) | | | | | | | | | | | | | | | | | | | | | | | |
|---|---|---|---|---|---|---|---|---|---|---|---|---|---|---|---|---|---|---|---|---|---|---|---|---|---|
| | | -10 (-23.3) | | | 0 (-17.8) | | | 10 (-12.2) | | | 20 (-6.7) | | | 30 (-1.1) | | | 40 (4.4) | | | 50 (10) | | | 60 (15.6) | | |
| EDB | CFM | Capacity MBtuh | | Total Sys KW* | Capacity MBtuh | | Total Sys KW* | Capacity MBtuh | | Total Sys KW* | Capacity MBtuh | | Total Sys KW* | Capacity MBtuh | | Total Sys KW* | Capacity MBtuh | | Total Sys KW* | Capacity MBtuh | | Total Sys KW* | Capacity MBtuh | | Total Sys KW* |
| | | Total | Integ | | Total | Integ | | Total | Integ | | Total | Integ | | Total | Integ | | Total | Integ | | Total | Integ | | Total | Integ | |
| 65 (18.3) | 875 | 8.99 | 8.27 | 1.88 | 11.81 | 10.87 | 1.95 | 14.86 | 13.64 | 2.02 | 18.15 | 16.46 | 2.09 | 22.80 | 19.97 | 2.21 | 25.78 | 25.78 | 2.27 | 29.91 | 29.91 | 2.37 | 34.83 | 34.83 | 2.49 |
| | 1000 | 9.14 | 8.41 | 1.88 | 11.99 | 11.03 | 1.95 | 15.06 | 13.82 | 2.01 | 18.41 | 16.69 | 2.08 | 22.41 | 19.63 | 2.16 | 26.05 | 26.05 | 2.23 | 30.28 | 30.28 | 2.31 | 35.33 | 35.33 | 2.42 |
| | 1125 | 9.26 | 8.52 | 1.89 | 12.14 | 11.17 | 1.95 | 15.23 | 13.98 | 2.01 | 18.62 | 16.88 | 2.07 | 22.59 | 19.80 | 2.14 | 26.27 | 26.27 | 2.20 | 30.58 | 30.58 | 2.27 | 35.74 | 35.74 | 2.37 |
| 70 (21.1) | 875 | 8.49 | 7.81 | 1.96 | 11.34 | 10.43 | 2.04 | 14.41 | 13.22 | 2.11 | 17.73 | 16.08 | 2.19 | 21.86 | 19.16 | 2.30 | 25.42 | 25.42 | 2.38 | 29.49 | 29.49 | 2.48 | 34.31 | 34.31 | 2.60 |
| | 1000 | 8.63 | 7.94 | 1.96 | 11.51 | 10.58 | 2.04 | 14.60 | 13.39 | 2.09 | 17.95 | 16.28 | 2.17 | 22.74 | 19.92 | 2.28 | 25.70 | 25.70 | 2.34 | 29.84 | 29.84 | 2.42 | 34.79 | 34.79 | 2.53 |
| | 1125 | 8.75 | 8.05 | 1.98 | 11.65 | 10.72 | 2.04 | 14.77 | 13.56 | 2.10 | 18.16 | 16.47 | 2.16 | 22.28 | 19.52 | 2.25 | 25.91 | 25.91 | 2.31 | 30.13 | 30.13 | 2.38 | 35.21 | 35.21 | 2.48 |
| 75 (23.9) | 875 | 7.98 | 7.34 | 2.04 | 10.85 | 9.99 | 2.12 | 13.95 | 12.80 | 2.21 | 17.27 | 15.67 | 2.29 | 20.95 | 18.36 | 2.38 | 25.09 | 25.09 | 2.49 | 29.07 | 29.07 | 2.59 | 33.79 | 33.79 | 2.72 |
| | 1000 | 8.11 | 7.46 | 2.05 | 11.02 | 10.14 | 2.12 | 14.14 | 12.98 | 2.20 | 17.51 | 15.88 | 2.27 | 21.33 | 18.69 | 2.36 | 25.34 | 25.34 | 2.45 | 29.42 | 29.42 | 2.53 | 34.26 | 34.26 | 2.64 |
| | 1125 | 8.22 | 7.56 | 2.06 | 11.15 | 10.26 | 2.12 | 14.29 | 13.13 | 2.20 | 17.70 | 16.06 | 2.25 | 21.93 | 19.22 | 2.35 | 25.56 | 25.56 | 2.42 | 29.70 | 29.70 | 2.49 | 34.65 | 34.65 | 2.59 |

See page 17 for notes.

Manufacturer reserves the right to change, at any time, specifications and designs without notice and without obligations.

# Performance Data (cont)

## COOLING CAPACITY APPENDIX M TEST PROCEDURE

## 036

| EVAPORATOR AIR | | CONDENSER ENTERING AIR TEMPERATURES °F (°C) | | | | | | | | | | | | | | | | | |
|---|---|---|---|---|---|---|---|---|---|---|---|---|---|---|---|---|---|---|---|
| | | 75 (23.9) | | | 85 (29.4) | | | 95 (35) | | | 105 (40.6) | | | 115 (46.1) | | | 125 (51.7) | | |
| CFM | EWB | Capacity MBtuh | | Total Sys KW* | Capacity MBtuh | | Total Sys KW* | Capacity MBtuh | | Total Sys KW* | Capacity MBtuh | | Total Sys KW* | Capacity MBtuh | | Total Sys KW* | Capacity MBtuh | | Total Sys KW* |
| | | Total | Sens† | | Total | Sens† | | Total | Sens† | | Total | Sens† | | Total | Sens† | | Total | Sens† | |
| 1050 | 57 (13.9) | 34.99 | 34.99 | 2.58 | 33.37 | 33.37 | 2.86 | 31.59 | 31.59 | 3.16 | 29.63 | 29.63 | 3.52 | 26.83 | 26.83 | 3.88 | 24.10 | 24.10 | 4.33 |
| | 62 (16.7) | 35.96 | 33.45 | 2.59 | 33.90 | 32.47 | 2.87 | 31.78 | 31.39 | 3.17 | 29.68 | 29.68 | 3.52 | 26.89 | 26.89 | 3.89 | 24.15 | 24.15 | 4.33 |
| | 63 (17.2)‡ | 36.61 | 27.12 | 2.60 | 34.46 | 26.16 | 2.87 | 32.21 | 25.17 | 3.17 | 29.72 | 24.09 | 3.51 | 25.98 | 22.48 | 3.85 | 22.48 | 20.99 | 4.27 |
| | 67 (19.4) | 39.75 | 28.34 | 2.64 | 37.47 | 27.40 | 2.92 | 35.05 | 26.41 | 3.22 | 32.40 | 25.34 | 3.57 | 29.41 | 24.11 | 3.98 | 25.35 | 22.52 | 4.37 |
| | 71 (21.7) | 42.91 | 24.00 | 2.68 | 40.59 | 23.15 | 2.96 | 38.08 | 22.19 | 3.26 | 35.43 | 21.20 | 3.61 | 32.48 | 20.13 | 4.01 | 28.61 | 18.72 | 4.50 |
| 1200 | 57 (13.9) | 36.64 | 36.64 | 2.63 | 34.86 | 34.86 | 2.91 | 32.96 | 32.96 | 3.22 | 30.92 | 30.92 | 3.58 | 28.47 | 28.47 | 3.98 | 25.33 | 25.33 | 4.40 |
| | 62 (16.7) | 36.95 | 36.10 | 2.64 | 34.92 | 34.92 | 2.91 | 33.00 | 33.00 | 3.22 | 30.97 | 30.97 | 3.58 | 28.58 | 28.58 | 3.98 | 25.38 | 25.38 | 4.40 |
| | 63 (17.2)‡ | 37.42 | 28.98 | 2.64 | 35.19 | 28.00 | 2.92 | 32.83 | 26.98 | 3.22 | 30.30 | 25.89 | 3.56 | 26.66 | 24.34 | 3.91 | 23.08 | 22.73 | 4.32 |
| | 67 (19.4) | 40.62 | 30.31 | 2.68 | 38.28 | 29.34 | 2.95 | 35.80 | 28.40 | 3.25 | 33.11 | 27.32 | 3.61 | 29.95 | 26.05 | 4.02 | 25.97 | 24.46 | 4.42 |
| | 71 (21.7) | 43.65 | 25.31 | 2.73 | 41.28 | 24.43 | 2.99 | 38.69 | 23.51 | 3.30 | 35.99 | 22.50 | 3.64 | 33.04 | 21.46 | 4.05 | 29.17 | 20.13 | 4.53 |
| 1350 | 57 (13.9) | 38.07 | 38.07 | 2.68 | 36.18 | 36.18 | 2.96 | 34.19 | 34.19 | 3.27 | 32.06 | 32.06 | 3.63 | 29.55 | 29.55 | 4.05 | 26.37 | 26.37 | 4.47 |
| | 62 (16.7) | 38.12 | 38.12 | 2.68 | 36.26 | 36.26 | 2.96 | 34.24 | 34.24 | 3.27 | 32.11 | 32.11 | 3.63 | 29.60 | 29.60 | 4.05 | 26.42 | 26.42 | 4.47 |
| | 63 (17.2)‡ | 38.14 | 30.82 | 2.68 | 35.76 | 29.77 | 2.96 | 33.32 | 28.72 | 3.26 | 30.75 | 27.62 | 3.60 | 27.27 | 26.09 | 3.96 | 23.41 | 23.41 | 4.36 |
| | 67 (19.4) | 41.26 | 32.17 | 2.71 | 38.89 | 31.26 | 2.99 | 36.35 | 30.28 | 3.29 | 33.63 | 29.20 | 3.64 | 30.50 | 27.97 | 4.05 | 26.54 | 26.23 | 4.48 |
| | 71 (21.7) | 44.17 | 26.53 | 2.76 | 41.76 | 25.66 | 3.03 | 39.14 | 24.71 | 3.33 | 36.36 | 23.74 | 3.68 | 33.42 | 22.71 | 4.08 | 29.62 | 21.47 | 4.56 |

See page 17 for notes.

## HEATING CAPACITY APPENDIX M TEST PROCEDURE

## 036

| INDOOR AIR | | OUTDOOR COIL ENTERING AIR TEMPERATURES °F (°C) | | | | | | | | | | | | | | | | | | | | | | | |
|---|---|---|---|---|---|---|---|---|---|---|---|---|---|---|---|---|---|---|---|---|---|---|---|---|---|
| | | -10 (-23.3) | | | 0 (-17.8) | | | 10 (-12.2) | | | 20 (-6.7) | | | 30 (-1.1) | | | 40 (4.4) | | | 50 (10) | | | 60 (15.6) | | |
| EDB | CFM | Capacity MBtuh | | Total Sys KW* | Capacity MBtuh | | Total Sys KW* | Capacity MBtuh | | Total Sys KW* | Capacity MBtuh | | Total Sys KW* | Capacity MBtuh | | Total Sys KW* | Capacity MBtuh | | Total Sys KW* | Capacity MBtuh | | Total Sys KW* | Capacity MBtuh | | Total Sys KW* |
| | | Total | Integ | | Total | Integ | | Total | Integ | | Total | Integ | | Total | Integ | | Total | Integ | | Total | Integ | | Total | Integ | |
| 65 (18.3) | 1050 | 9.95 | 9.16 | 2.03 | 13.04 | 12.00 | 2.15 | 16.45 | 15.10 | 2.24 | 20.79 | 18.85 | 2.35 | 24.66 | 21.60 | 2.44 | 28.77 | 28.77 | 2.53 | 33.51 | 33.51 | 2.64 | 39.12 | 39.12 | 2.77 |
| | 1200 | 10.10 | 9.30 | 2.04 | 13.24 | 12.18 | 2.15 | 16.67 | 15.30 | 2.24 | 21.07 | 19.11 | 2.33 | 24.86 | 21.78 | 2.41 | 29.07 | 29.07 | 2.49 | 33.93 | 33.93 | 2.59 | 39.50 | 39.50 | 2.69 |
| | 1350 | 10.25 | 9.44 | 2.05 | 13.37 | 12.29 | 2.15 | 16.82 | 15.44 | 2.24 | 20.63 | 18.71 | 2.31 | 25.02 | 21.92 | 2.39 | 29.30 | 29.30 | 2.46 | 34.26 | 34.26 | 2.55 | 39.57 | 39.57 | 2.63 |
| 70 (21.1) | 1050 | 9.48 | 8.72 | 2.13 | 12.62 | 11.61 | 2.25 | 16.05 | 14.73 | 2.35 | 20.24 | 18.36 | 2.46 | 24.36 | 21.34 | 2.56 | 28.39 | 28.39 | 2.65 | 33.01 | 33.01 | 2.76 | 38.49 | 38.49 | 2.90 |
| | 1200 | 9.64 | 8.87 | 2.14 | 12.79 | 11.77 | 2.26 | 16.25 | 14.91 | 2.35 | 20.01 | 18.15 | 2.43 | 24.59 | 21.54 | 2.53 | 28.68 | 28.68 | 2.61 | 33.42 | 33.42 | 2.71 | 38.95 | 38.95 | 2.81 |
| | 1350 | 9.77 | 8.99 | 2.16 | 12.94 | 11.90 | 2.26 | 16.42 | 15.07 | 2.35 | 20.68 | 18.76 | 2.44 | 24.76 | 21.70 | 2.52 | 28.93 | 28.93 | 2.58 | 33.76 | 33.76 | 2.68 | 39.10 | 39.10 | 2.76 |
| 75 (23.9) | 1050 | 8.94 | 8.23 | 2.22 | 12.12 | 11.16 | 2.35 | 15.59 | 14.31 | 2.46 | 19.28 | 17.48 | 2.56 | 24.00 | 21.03 | 2.69 | 27.97 | 27.97 | 2.78 | 32.49 | 32.49 | 2.89 | 37.85 | 37.85 | 3.03 |
| | 1200 | 9.10 | 8.37 | 2.24 | 12.31 | 11.33 | 2.36 | 15.80 | 14.50 | 2.46 | 19.92 | 18.07 | 2.56 | 24.25 | 21.25 | 2.66 | 28.29 | 28.29 | 2.74 | 32.90 | 32.90 | 2.83 | 38.36 | 38.36 | 2.94 |
| | 1350 | 9.24 | 8.50 | 2.25 | 12.46 | 11.46 | 2.37 | 15.98 | 14.66 | 2.46 | 19.77 | 17.93 | 2.54 | 24.45 | 21.43 | 2.64 | 28.53 | 28.53 | 2.71 | 33.24 | 33.24 | 2.80 | 38.58 | 38.58 | 2.89 |

See page 17 for notes.

Manufacturer reserves the right to change, at any time, specifications and designs without notice and without obligations.

# Performance Data (cont)

## COOLING CAPACITY APPENDIX M TEST PROCEDURE

### 042

| EVAPORATOR AIR | | CONDENSER ENTERING AIR TEMPERATURES °F (°C) | | | | | | | | | | | | | | | | | |
|---|---|---|---|---|---|---|---|---|---|---|---|---|---|---|---|---|---|---|---|
| | | 75 (23.9) | | | 85 (29.4) | | | 95 (35) | | | 105 (40.6) | | | 115 (46.1) | | | 125 (51.7) | | |
| CFM | EWB | Capacity MBtuh | | Total Sys KW* | Capacity MBtuh | | Total Sys KW* | Capacity MBtuh | | Total Sys KW* | Capacity MBtuh | | Total Sys KW* | Capacity MBtuh | | Total Sys KW* | Capacity MBtuh | | Total Sys KW* |
| | | Total | Sens† | | Total | Sens† | | Total | Sens† | | Total | Sens† | | Total | Sens† | | Total | Sens† | |
| 1225 | 57 (13.9) | 41.31 | 41.31 | 3.06 | 39.48 | 39.48 | 3.39 | 36.60 | 36.60 | 3.72 | 33.50 | 33.50 | 4.08 | 30.34 | 30.34 | 4.47 | 26.95 | 26.95 | 4.85 |
| | 62 (16.7) | 42.27 | 38.37 | 3.07 | 40.03 | 37.31 | 3.40 | 36.65 | 36.65 | 3.72 | 33.56 | 33.56 | 4.08 | 30.40 | 30.40 | 4.47 | 26.99 | 26.99 | 4.85 |
| | 63 (17.2)‡ | 42.93 | 31.05 | 3.07 | 40.57 | 30.03 | 3.40 | 37.08 | 28.54 | 3.73 | 33.01 | 26.83 | 4.07 | 28.99 | 25.17 | 4.45 | 24.77 | 23.37 | 4.83 |
| | 67 (19.4) | 46.49 | 32.40 | 3.10 | 44.05 | 31.44 | 3.43 | 41.20 | 30.29 | 3.78 | 36.60 | 28.47 | 4.13 | 32.12 | 26.75 | 4.49 | 27.69 | 25.05 | 4.86 |
| | 71 (21.7) | 50.03 | 27.34 | 3.13 | 47.42 | 26.37 | 3.45 | 44.58 | 25.32 | 3.80 | 40.54 | 23.93 | 4.17 | 35.66 | 22.19 | 4.53 | 30.73 | 20.50 | 4.88 |
| 1400 | 57 (13.9) | 43.10 | 43.10 | 3.11 | 41.12 | 41.12 | 3.45 | 38.86 | 38.86 | 3.81 | 35.14 | 35.14 | 4.14 | 31.67 | 31.67 | 4.51 | 28.09 | 28.09 | 4.89 |
| | 62 (16.7) | 43.39 | 41.29 | 3.12 | 41.18 | 41.18 | 3.45 | 38.92 | 38.92 | 3.81 | 35.20 | 35.20 | 4.14 | 31.72 | 31.72 | 4.51 | 28.14 | 28.14 | 4.89 |
| | 63 (17.2)‡ | 43.86 | 33.16 | 3.12 | 41.38 | 32.10 | 3.45 | 38.56 | 30.92 | 3.80 | 33.71 | 28.90 | 4.12 | 29.62 | 27.16 | 4.49 | 25.59 | 25.59 | 4.87 |
| | 67 (19.4) | 47.42 | 34.61 | 3.14 | 44.89 | 33.65 | 3.47 | 42.00 | 32.50 | 3.82 | 37.48 | 30.76 | 4.18 | 32.75 | 28.93 | 4.53 | 28.28 | 27.05 | 4.89 |
| | 71 (21.7) | 50.83 | 28.78 | 3.18 | 48.13 | 27.82 | 3.50 | 45.19 | 26.73 | 3.84 | 41.31 | 25.49 | 4.20 | 36.27 | 23.75 | 4.57 | 31.18 | 22.03 | 4.92 |
| 1575 | 57 (13.9) | 44.72 | 44.72 | 3.16 | 42.67 | 42.67 | 3.49 | 40.32 | 40.32 | 3.84 | 36.56 | 36.56 | 4.20 | 32.80 | 32.80 | 4.56 | 29.04 | 29.04 | 4.93 |
| | 62 (16.7) | 44.78 | 44.78 | 3.16 | 42.74 | 42.74 | 3.49 | 40.37 | 40.37 | 3.85 | 36.61 | 36.61 | 4.20 | 32.85 | 32.85 | 4.56 | 29.08 | 29.08 | 4.93 |
| | 63 (17.2)‡ | 44.63 | 35.22 | 3.15 | 42.12 | 34.17 | 3.48 | 39.16 | 32.90 | 3.84 | 34.36 | 30.87 | 4.16 | 30.19 | 28.94 | 4.53 | 26.44 | 26.44 | 4.91 |
| | 67 (19.4) | 48.11 | 36.68 | 3.18 | 45.49 | 35.69 | 3.50 | 42.59 | 34.58 | 3.85 | 38.11 | 32.89 | 4.22 | 33.34 | 30.98 | 4.57 | 29.14 | 29.14 | 4.94 |
| | 71 (21.7) | 51.41 | 30.12 | 3.22 | 48.64 | 29.14 | 3.53 | 45.62 | 28.06 | 3.88 | 41.88 | 26.95 | 4.24 | 36.71 | 25.24 | 4.61 | 31.54 | 23.50 | 4.95 |

See page 17 for notes.

## HEATING CAPACITY APPENDIX M TEST PROCEDURE

### 042

| INDOOR AIR | | OUTDOOR COIL ENTERING AIR TEMPERATURES °F (°C) | | | | | | | | | | | | | | | | | | | | | | | |
|---|---|---|---|---|---|---|---|---|---|---|---|---|---|---|---|---|---|---|---|---|---|---|---|---|---|
| | | -10 (-23.3) | | | 0 (-17.8) | | | 10 (-12.2) | | | 20 (-6.7) | | | 30 (-1.1) | | | 40 (4.4) | | | 50 (10) | | | 60 (15.6) | | |
| EDB | CFM | Capacity MBtuh | | Total Sys KW* | Capacity MBtuh | | Total Sys KW* | Capacity MBtuh | | Total Sys KW* | Capacity MBtuh | | Total Sys KW* | Capacity MBtuh | | Total Sys KW* | Capacity MBtuh | | Total Sys KW* | Capacity MBtuh | | Total Sys KW* | Capacity MBtuh | | Total Sys KW* |
| | | Total | Integ | | Total | Integ | | Total | Integ | | Total | Integ | | Total | Integ | | Total | Integ | | Total | Integ | | Total | Integ | |
| 65 (18.3) | 1225 | 13.51 | 12.42 | 2.82 | 16.86 | 15.51 | 2.84 | 20.86 | 19.15 | 2.89 | 26.58 | 24.10 | 2.99 | 30.74 | 26.94 | 3.06 | 35.94 | 35.94 | 3.16 | 41.91 | 41.91 | 3.30 | 48.80 | 48.80 | 3.44 |
| | 1400 | 13.71 | 12.61 | 2.84 | 17.07 | 15.70 | 2.86 | 21.08 | 19.35 | 2.89 | 26.80 | 24.30 | 2.97 | 30.96 | 27.13 | 3.02 | 36.26 | 36.26 | 3.11 | 42.37 | 42.37 | 3.23 | 49.13 | 49.13 | 3.35 |
| | 1575 | 13.88 | 12.77 | 2.86 | 17.25 | 15.87 | 2.87 | 21.28 | 19.53 | 2.89 | 26.42 | 23.96 | 2.96 | 31.17 | 27.31 | 3.01 | 36.52 | 36.52 | 3.08 | 42.73 | 42.73 | 3.20 | 49.16 | 49.16 | 3.29 |
| 70 (21.1) | 1225 | 12.84 | 11.81 | 2.90 | 16.31 | 15.01 | 2.94 | 20.38 | 18.71 | 3.00 | 25.06 | 22.72 | 3.09 | 30.42 | 26.66 | 3.21 | 35.52 | 35.52 | 3.31 | 41.34 | 41.34 | 3.45 | 48.09 | 48.09 | 3.61 |
| | 1400 | 13.04 | 11.99 | 2.92 | 16.52 | 15.20 | 2.95 | 20.61 | 18.92 | 3.00 | 25.29 | 22.94 | 3.07 | 30.67 | 26.87 | 3.17 | 35.83 | 35.83 | 3.26 | 41.79 | 41.79 | 3.39 | 48.42 | 48.42 | 3.52 |
| | 1575 | 13.21 | 12.15 | 2.94 | 16.70 | 15.37 | 2.97 | 20.81 | 19.10 | 3.01 | 25.63 | 23.24 | 3.07 | 30.87 | 27.05 | 3.15 | 36.10 | 36.10 | 3.23 | 42.16 | 42.16 | 3.35 | 48.66 | 48.66 | 3.44 |
| 75 (23.9) | 1225 | 12.15 | 11.18 | 2.98 | 15.72 | 14.47 | 3.05 | 19.88 | 18.24 | 3.13 | 24.54 | 22.25 | 3.23 | 30.11 | 26.38 | 3.36 | 35.08 | 35.08 | 3.47 | 40.77 | 40.77 | 3.61 | 47.36 | 47.36 | 3.78 |
| | 1400 | 12.34 | 11.36 | 3.00 | 15.93 | 14.66 | 3.06 | 20.11 | 18.45 | 3.13 | 24.79 | 22.49 | 3.21 | 30.34 | 26.58 | 3.33 | 35.40 | 35.40 | 3.42 | 41.21 | 41.21 | 3.55 | 47.87 | 47.87 | 3.67 |
| | 1575 | 12.51 | 11.51 | 3.02 | 16.11 | 14.83 | 3.07 | 20.31 | 18.64 | 3.13 | 25.02 | 22.69 | 3.20 | 30.53 | 26.75 | 3.30 | 35.66 | 35.66 | 3.39 | 41.58 | 41.58 | 3.50 | 48.08 | 48.08 | 3.61 |

See page 17 for notes.

Manufacturer reserves the right to change, at any time, specifications and designs without notice and without obligations.

# Performance Data (cont)

## COOLING CAPACITY APPENDIX M TEST PROCEDURE

### 048

| EVAPORATOR AIR | | CONDENSER ENTERING AIR TEMPERATURES °F (°C) | | | | | | | | | | | | | | | | | |
|---|---|---|---|---|---|---|---|---|---|---|---|---|---|---|---|---|---|---|---|
| | | 75 (23.9) | | | 85 (29.4) | | | 95 (35) | | | 105 (40.6) | | | 115 (46.1) | | | 125 (51.7) | | |
| | | Capacity MBtuh | | Total Sys KW* | Capacity MBtuh | | Total Sys KW* | Capacity MBtuh | | Total Sys KW* | Capacity MBtuh | | Total Sys KW* | Capacity MBtuh | | Total Sys KW* | Capacity MBtuh | | Total Sys KW* |
| CFM | EWB | Total | Sens† | | Total | Sens† | | Total | Sens† | | Total | Sens† | | Total | Sens† | | Total | Sens† | |
| 1400 | 57 (13.9) | 46.08 | 46.08 | 3.33 | 44.18 | 44.18 | 3.71 | 42.10 | 42.10 | 4.13 | 39.77 | 39.77 | 4.60 | 37.25 | 37.25 | 5.12 | 34.46 | 34.46 | 5.69 |
| | 62 (16.7) | 47.27 | 42.78 | 3.34 | 44.93 | 41.66 | 3.71 | 42.44 | 40.44 | 4.13 | 39.83 | 39.83 | 4.60 | 37.30 | 37.30 | 5.12 | 34.51 | 34.51 | 5.69 |
| | 63 (17.2)‡ | 47.94 | 34.65 | 3.35 | 45.52 | 33.58 | 3.72 | 42.91 | 32.45 | 4.14 | 40.05 | 31.23 | 4.60 | 37.02 | 29.95 | 5.12 | 33.74 | 28.57 | 5.68 |
| | 67 (19.4) | 51.35 | 35.90 | 3.38 | 48.70 | 34.82 | 3.75 | 45.86 | 33.68 | 4.17 | 42.79 | 32.46 | 4.64 | 39.53 | 31.18 | 5.16 | 36.02 | 29.81 | 5.72 |
| | 71 (21.7) | 55.04 | 30.27 | 3.41 | 52.16 | 29.19 | 3.79 | 49.08 | 28.05 | 4.21 | 45.77 | 26.84 | 4.68 | 42.25 | 25.58 | 5.19 | 38.48 | 24.25 | 5.76 |
| 1600 | 57 (13.9) | 47.92 | 47.92 | 3.39 | 45.84 | 45.84 | 3.77 | 43.59 | 43.59 | 4.19 | 41.09 | 41.09 | 4.66 | 38.41 | 38.41 | 5.18 | 35.46 | 35.46 | 5.76 |
| | 62 (16.7) | 48.34 | 45.89 | 3.40 | 45.98 | 45.66 | 3.77 | 43.65 | 43.65 | 4.19 | 41.14 | 41.14 | 4.66 | 38.46 | 38.46 | 5.18 | 35.50 | 35.50 | 5.76 |
| | 63 (17.2)‡ | 48.83 | 36.88 | 3.40 | 46.28 | 35.77 | 3.77 | 43.56 | 34.62 | 4.19 | 40.60 | 33.36 | 4.65 | 37.48 | 32.05 | 5.17 | 34.13 | 30.62 | 5.73 |
| | 67 (19.4) | 52.22 | 38.27 | 3.43 | 49.46 | 37.17 | 3.81 | 46.50 | 36.00 | 4.23 | 43.33 | 34.76 | 4.69 | 39.98 | 33.45 | 5.21 | 36.39 | 32.04 | 5.77 |
| | 71 (21.7) | 55.91 | 31.90 | 3.47 | 52.91 | 30.80 | 3.84 | 49.71 | 29.64 | 4.26 | 46.29 | 28.43 | 4.73 | 42.66 | 27.15 | 5.25 | 38.78 | 25.81 | 5.81 |
| 1800 | 57 (13.9) | 49.39 | 49.39 | 3.45 | 47.20 | 47.20 | 3.83 | 44.80 | 44.80 | 4.25 | 42.17 | 42.17 | 4.72 | 39.34 | 39.34 | 5.24 | 36.25 | 36.25 | 5.81 |
| | 62 (16.7) | 50.04 | 46.60 | 3.46 | 47.25 | 47.25 | 3.83 | 44.85 | 44.85 | 4.25 | 42.21 | 42.21 | 4.72 | 39.38 | 39.38 | 5.24 | 36.28 | 36.28 | 5.81 |
| | 63 (17.2)‡ | 49.50 | 38.99 | 3.45 | 46.86 | 37.86 | 3.82 | 44.06 | 36.68 | 4.24 | 41.03 | 35.40 | 4.71 | 37.85 | 34.03 | 5.22 | 34.45 | 32.51 | 5.78 |
| | 67 (19.4) | 52.87 | 40.55 | 3.48 | 50.03 | 39.42 | 3.86 | 46.99 | 38.23 | 4.28 | 43.75 | 36.96 | 4.74 | 40.33 | 35.60 | 5.26 | 36.69 | 34.11 | 5.82 |
| | 71 (21.7) | 56.55 | 33.46 | 3.52 | 53.46 | 32.35 | 3.89 | 50.17 | 31.19 | 4.31 | 46.65 | 29.96 | 4.78 | 42.94 | 28.68 | 5.29 | 38.98 | 27.32 | 5.86 |

See page 17 for notes.

## HEATING CAPACITY APPENDIX M TEST PROCEDURE

### 048

| INDOOR AIR | | OUTDOOR COIL ENTERING AIR TEMPERATURES °F (°C) | | | | | | | | | | | | | | | | | | | | | | | |
|---|---|---|---|---|---|---|---|---|---|---|---|---|---|---|---|---|---|---|---|---|---|---|---|---|---|
| | | -10 (-23.3) | | | 0 (-17.8) | | | 10 (-12.2) | | | 20 (-6.7) | | | 30 (-1.1) | | | 40 (4.4) | | | 50 (10) | | | 60 (15.6) | | |
| | | Capacity MBtuh | | Total Sys KW* | Capacity MBtuh | | Total Sys KW* | Capacity MBtuh | | Total Sys KW* | Capacity MBtuh | | Total Sys KW* | Capacity MBtuh | | Total Sys KW* | Capacity MBtuh | | Total Sys KW* | Capacity MBtuh | | Total Sys KW* | Capacity MBtuh | | Total Sys KW* |
| EDB | CFM | Total | Integ | | Total | Integ | | Total | Integ | | Total | Integ | | Total | Integ | | Total | Integ | | Total | Integ | | Total | Integ | |
| 65 (18.3) | 1400 | 18.72 | 17.23 | 3.10 | 22.32 | 20.53 | 3.19 | 26.25 | 24.09 | 3.28 | 30.68 | 27.83 | 3.38 | 35.71 | 31.29 | 3.48 | 41.16 | 41.16 | 3.58 | 47.20 | 47.20 | 3.70 | 53.97 | 53.97 | 3.84 |
| | 1600 | 18.81 | 17.31 | 3.11 | 22.39 | 20.60 | 3.19 | 26.30 | 24.14 | 3.27 | 30.72 | 27.86 | 3.35 | 35.73 | 31.31 | 3.43 | 41.18 | 41.18 | 3.52 | 47.23 | 47.23 | 3.62 | 54.07 | 54.07 | 3.73 |
| | 1800 | 18.91 | 17.40 | 3.12 | 22.47 | 20.68 | 3.20 | 26.37 | 24.20 | 3.27 | 30.77 | 27.90 | 3.34 | 35.77 | 31.34 | 3.41 | 41.22 | 41.22 | 3.49 | 47.29 | 47.29 | 3.57 | 54.18 | 54.18 | 3.66 |
| 70 (21.1) | 1400 | 18.59 | 17.10 | 3.25 | 22.17 | 20.40 | 3.35 | 26.25 | 24.10 | 3.44 | 30.46 | 27.63 | 3.54 | 35.43 | 31.04 | 3.65 | 40.81 | 40.81 | 3.76 | 46.76 | 46.76 | 3.89 | 53.45 | 53.45 | 4.03 |
| | 1600 | 18.68 | 17.18 | 3.26 | 22.24 | 20.46 | 3.35 | 26.31 | 24.14 | 3.43 | 30.49 | 27.65 | 3.52 | 35.44 | 31.05 | 3.60 | 40.82 | 40.82 | 3.70 | 46.79 | 46.79 | 3.80 | 53.53 | 53.53 | 3.91 |
| | 1800 | 18.78 | 17.27 | 3.27 | 22.32 | 20.54 | 3.35 | 26.20 | 24.05 | 3.42 | 30.54 | 27.70 | 3.50 | 35.48 | 31.09 | 3.58 | 40.85 | 40.85 | 3.66 | 46.84 | 46.84 | 3.74 | 53.63 | 53.63 | 3.84 |
| 75 (23.9) | 1400 | 18.45 | 16.98 | 3.41 | 22.03 | 20.27 | 3.51 | 26.08 | 23.93 | 3.61 | 30.24 | 27.43 | 3.72 | 35.15 | 30.80 | 3.83 | 40.45 | 40.45 | 3.95 | 46.33 | 46.33 | 4.08 | 52.92 | 52.92 | 4.22 |
| | 1600 | 18.55 | 17.06 | 3.42 | 22.10 | 20.33 | 3.51 | 26.13 | 23.98 | 3.60 | 30.27 | 27.45 | 3.69 | 35.16 | 30.80 | 3.78 | 40.45 | 40.45 | 3.88 | 46.35 | 46.35 | 3.99 | 52.99 | 52.99 | 4.11 |
| | 1800 | 18.64 | 17.15 | 3.43 | 22.18 | 20.41 | 3.52 | 26.20 | 24.04 | 3.59 | 30.32 | 27.50 | 3.68 | 35.19 | 30.84 | 3.76 | 40.49 | 40.49 | 3.84 | 46.39 | 46.39 | 3.93 | 53.07 | 53.07 | 4.03 |

See page 17 for notes.

Manufacturer reserves the right to change, at any time, specifications and designs without notice and without obligations.

# Performance Data (cont)

## COOLING CAPACITY APPENDIX M TEST PROCEDURE

### 060

| EVAPORATOR AIR | | CONDENSER ENTERING AIR TEMPERATURES °F (°C) | | | | | | | | | | | | | | | | | |
|---|---|---|---|---|---|---|---|---|---|---|---|---|---|---|---|---|---|---|---|
| | | 75 (23.9) | | | 85 (29.4) | | | 95 (35) | | | 105 (40.6) | | | 115 (46.1) | | | 125 (51.7) | | |
| CFM | EWB | Capacity MBtuh | | Total Sys KW* | Capacity MBtuh | | Total Sys KW* | Capacity MBtuh | | Total Sys KW* | Capacity MBtuh | | Total Sys KW* | Capacity MBtuh | | Total Sys KW* | Capacity MBtuh | | Total Sys KW* |
| | | Total | Sens† | | Total | Sens† | | Total | Sens† | | Total | Sens† | | Total | Sens† | | Total | Sens† | |
| 1500 | 57 (13.9) | 53.09 | 53.09 | 3.96 | 51.01 | 51.01 | 4.39 | 48.70 | 48.70 | 4.88 | 46.15 | 46.15 | 5.44 | 43.31 | 43.31 | 6.08 | 40.15 | 40.15 | 6.77 |
| | 62 (16.7) | 55.26 | 49.76 | 3.97 | 52.61 | 48.49 | 4.41 | 49.74 | 47.11 | 4.90 | 46.64 | 45.58 | 5.45 | 43.38 | 43.38 | 6.08 | 40.20 | 40.20 | 6.77 |
| | 63 (17.2)‡ | 56.21 | 40.69 | 3.98 | 53.47 | 39.42 | 4.42 | 50.50 | 38.07 | 4.91 | 47.26 | 36.61 | 5.46 | 43.75 | 35.06 | 6.08 | 39.90 | 33.38 | 6.76 |
| | 67 (19.4) | 60.31 | 42.11 | 4.01 | 57.34 | 40.83 | 4.45 | 54.11 | 39.47 | 4.95 | 50.62 | 38.02 | 5.51 | 46.85 | 36.47 | 6.13 | 42.75 | 34.81 | 6.82 |
| | 71 (21.7) | 64.81 | 35.89 | 4.04 | 61.59 | 34.61 | 4.49 | 58.12 | 33.26 | 5.00 | 54.36 | 31.81 | 5.56 | 50.29 | 30.28 | 6.19 | 45.91 | 28.65 | 6.87 |
| 1700 | 57 (13.9) | 55.26 | 55.26 | 4.01 | 53.03 | 53.03 | 4.45 | 50.54 | 50.54 | 4.95 | 47.79 | 47.79 | 5.51 | 44.77 | 44.77 | 6.14 | 41.43 | 41.43 | 6.83 |
| | 62 (16.7) | 56.51 | 53.27 | 4.02 | 53.78 | 51.92 | 4.46 | 50.84 | 50.40 | 4.95 | 47.86 | 47.86 | 5.51 | 44.83 | 44.83 | 6.14 | 41.48 | 41.48 | 6.83 |
| | 63 (17.2)‡ | 57.35 | 43.10 | 4.03 | 54.47 | 41.80 | 4.47 | 51.37 | 40.42 | 4.96 | 48.01 | 38.94 | 5.51 | 44.37 | 37.35 | 6.13 | 40.42 | 35.64 | 6.81 |
| | 67 (19.4) | 61.48 | 44.70 | 4.06 | 58.35 | 43.39 | 4.50 | 55.00 | 42.00 | 5.00 | 51.38 | 40.52 | 5.56 | 47.49 | 38.95 | 6.19 | 43.28 | 37.26 | 6.87 |
| | 71 (21.7) | 66.01 | 37.68 | 4.09 | 62.65 | 36.39 | 4.54 | 59.02 | 35.01 | 5.05 | 55.13 | 33.55 | 5.61 | 50.92 | 31.99 | 6.24 | 46.40 | 30.35 | 6.92 |
| 1850 | 57 (13.9) | 56.69 | 56.69 | 4.05 | 54.31 | 54.31 | 4.49 | 51.71 | 51.71 | 4.99 | 48.84 | 48.84 | 5.56 | 45.70 | 45.70 | 6.19 | 42.23 | 42.23 | 6.88 |
| | 62 (16.7) | 57.36 | 55.76 | 4.06 | 54.59 | 54.26 | 4.50 | 51.78 | 51.78 | 4.99 | 48.90 | 48.90 | 5.56 | 45.76 | 45.76 | 6.19 | 42.28 | 42.28 | 6.88 |
| | 63 (17.2)‡ | 58.02 | 44.84 | 4.06 | 55.07 | 43.53 | 4.50 | 51.89 | 42.13 | 4.99 | 48.45 | 40.62 | 5.55 | 44.75 | 39.01 | 6.17 | 40.74 | 37.27 | 6.85 |
| | 67 (19.4) | 62.18 | 46.57 | 4.09 | 58.97 | 45.24 | 4.54 | 55.53 | 43.84 | 5.04 | 51.84 | 42.34 | 5.60 | 47.87 | 40.75 | 6.22 | 43.59 | 39.02 | 6.90 |
| | 71 (21.7) | 66.72 | 38.98 | 4.12 | 63.27 | 37.67 | 4.57 | 59.56 | 36.28 | 5.08 | 55.57 | 34.81 | 5.65 | 51.27 | 33.24 | 6.28 | 46.68 | 31.59 | 6.95 |

See page 17 for notes.

## HEATING CAPACITY APPENDIX M TEST PROCEDURE

### 060

| INDOOR AIR | | OUTDOOR COIL ENTERING AIR TEMPERATURES °F (°C) | | | | | | | | | | | | | | | | | | | | | | | |
|---|---|---|---|---|---|---|---|---|---|---|---|---|---|---|---|---|---|---|---|---|---|---|---|---|---|
| | | -10 (-23.3) | | | 0 (-17.8) | | | 10 (-12.2) | | | 20 (-6.7) | | | 30 (-1.1) | | | 40 (4.4) | | | 50 (10) | | | 60 (15.6) | | |
| EDB | CFM | Capacity MBtuh | | Total Sys KW* | Capacity MBtuh | | Total Sys KW* | Capacity MBtuh | | Total Sys KW* | Capacity MBtuh | | Total Sys KW* | Capacity MBtuh | | Total Sys KW* | Capacity MBtuh | | Total Sys KW* | Capacity MBtuh | | Total Sys KW* | Capacity MBtuh | | Total Sys KW* |
| | | Total | Integ | | Total | Integ | | Total | Integ | | Total | Integ | | Total | Integ | | Total | Integ | | Total | Integ | | Total | Integ | |
| 65 (18.3) | 1500 | 20.73 | 19.07 | 3.58 | 25.95 | 23.89 | 3.73 | 30.36 | 27.87 | 3.89 | 37.32 | 33.85 | 4.07 | 43.56 | 38.17 | 4.23 | 50.51 | 50.51 | 4.42 | 58.51 | 58.51 | 4.65 | 68.04 | 68.04 | 4.95 |
| | 1700 | 21.04 | 19.35 | 3.60 | 26.22 | 24.14 | 3.74 | 30.73 | 28.21 | 3.88 | 37.64 | 34.14 | 4.04 | 43.95 | 38.51 | 4.18 | 51.02 | 51.02 | 4.34 | 59.17 | 59.17 | 4.55 | 68.94 | 68.94 | 4.82 |
| | 1850 | 21.24 | 19.55 | 3.62 | 26.44 | 24.31 | 3.74 | 30.97 | 28.43 | 3.88 | 37.88 | 34.35 | 4.02 | 44.22 | 38.74 | 4.15 | 51.34 | 51.34 | 4.31 | 59.57 | 59.57 | 4.50 | 69.47 | 69.47 | 4.75 |
| 70 (21.1) | 1500 | 20.28 | 18.66 | 3.71 | 26.30 | 24.20 | 3.91 | 29.67 | 27.23 | 4.05 | 37.74 | 34.23 | 4.27 | 43.06 | 37.73 | 4.42 | 49.89 | 49.89 | 4.62 | 57.76 | 57.76 | 4.86 | 67.10 | 67.10 | 5.16 |
| | 1700 | 20.59 | 18.94 | 3.74 | 25.95 | 23.88 | 3.89 | 30.03 | 27.56 | 4.03 | 37.16 | 33.70 | 4.21 | 43.45 | 38.07 | 4.36 | 50.39 | 50.39 | 4.54 | 58.41 | 58.41 | 4.75 | 67.99 | 67.99 | 5.03 |
| | 1850 | 20.8 | 19.13 | 3.75 | 26.15 | 24.05 | 3.89 | 30.26 | 27.77 | 4.03 | 37.38 | 33.90 | 4.19 | 43.68 | 38.27 | 4.33 | 50.70 | 50.70 | 4.50 | 58.81 | 58.81 | 4.70 | 68.51 | 68.51 | 4.96 |
| 75 (23.9) | 1500 | 19.80 | 18.22 | 3.86 | 24.53 | 22.57 | 4.01 | 28.94 | 26.57 | 4.21 | 35.16 | 31.89 | 4.39 | 42.60 | 37.33 | 4.62 | 49.28 | 49.28 | 4.83 | 57.02 | 57.02 | 5.08 | 66.19 | 66.19 | 5.39 |
| | 1700 | 20.11 | 18.51 | 3.88 | 24.89 | 22.90 | 4.02 | 29.30 | 26.90 | 4.20 | 35.60 | 32.28 | 4.35 | 42.96 | 37.64 | 4.56 | 49.76 | 49.76 | 4.74 | 57.65 | 57.65 | 4.97 | 67.06 | 67.06 | 5.25 |
| | 1850 | 20.31 | 18.70 | 3.90 | 25.18 | 23.17 | 4.03 | 29.52 | 27.1 | 4.20 | 35.95 | 32.60 | 4.34 | 43.20 | 37.85 | 4.53 | 50.07 | 50.07 | 4.70 | 58.05 | 58.05 | 4.91 | 67.58 | 67.58 | 5.18 |

See page 17 for notes.

Manufacturer reserves the right to change, at any time, specifications and designs without notice and without obligations.

# Performance Data (cont)

## COOLING CAPACITY APPENDIX M1 TEST PROCEDURE

## 024

| EVAPORATOR AIR | | CONDENSER ENTERING AIR TEMPERATURES °F (°C) | | | | | | | | | | | | | | | | | |
|---|---|---|---|---|---|---|---|---|---|---|---|---|---|---|---|---|---|---|---|
| | | 75 (23.9) | | | 85 (29.4) | | | 95 (35) | | | 105 (40.6) | | | 115 (46.1) | | | 125 (51.7) | | |
| CFM | EWB | Capacity MBtuh Total | Capacity MBtuh Sens† | Total Sys KW* | Capacity MBtuh Total | Capacity MBtuh Sens† | Total Sys KW* | Capacity MBtuh Total | Capacity MBtuh Sens† | Total Sys KW* | Capacity MBtuh Total | Capacity MBtuh Sens† | Total Sys KW* | Capacity MBtuh Total | Capacity MBtuh Sens† | Total Sys KW* | Capacity MBtuh Total | Capacity MBtuh Sens† | Total Sys KW* |
| 700 | 57 (13.9) | 21.65 | 21.65 | 1.70 | 20.74 | 20.74 | 1.89 | 19.77 | 19.77 | 2.11 | 18.64 | 18.64 | 2.35 | 16.90 | 16.90 | 2.60 | 15.29 | 15.29 | 2.90 |
| | 62 (16.7) | 22.38 | 21.26 | 1.71 | 21.24 | 20.69 | 1.90 | 20.02 | 20.08 | 2.11 | 18.67 | 18.67 | 2.35 | 16.93 | 16.93 | 2.60 | 15.33 | 15.33 | 2.90 |
| | 63 (17.2)‡ | 22.82 | 17.29 | 1.71 | 21.62 | 16.72 | 1.90 | 20.36 | 16.14 | 2.11 | 18.91 | 15.49 | 2.35 | 16.59 | 14.44 | 2.59 | 14.48 | 13.51 | 2.88 |
| | 67 (19.4) | 24.89 | 18.10 | 1.71 | 23.62 | 17.55 | 1.91 | 22.27 | 16.97 | 2.13 | 20.75 | 16.31 | 2.38 | 18.98 | 15.57 | 2.65 | 16.44 | 14.53 | 2.92 |
| | 71 (21.7) | 26.92 | 15.38 | 1.72 | 25.68 | 14.91 | 1.91 | 24.34 | 14.37 | 2.13 | 22.89 | 13.78 | 2.38 | 21.12 | 13.13 | 2.66 | 18.78 | 12.23 | 2.98 |
| 800 | 57 (13.9) | 22.67 | 22.67 | 1.73 | 21.69 | 21.69 | 1.92 | 20.65 | 20.65 | 2.14 | 19.50 | 19.50 | 2.39 | 17.86 | 17.86 | 2.64 | 16.12 | 16.12 | 2.94 |
| | 62 (16.7) | 23.00 | 22.91 | 1.73 | 21.83 | 22.28 | 1.93 | 20.68 | 20.68 | 2.14 | 19.53 | 19.53 | 2.39 | 17.90 | 17.90 | 2.64 | 16.15 | 16.15 | 2.94 |
| | 63 (17.2)‡ | 23.36 | 18.43 | 1.74 | 22.10 | 17.86 | 1.93 | 20.78 | 17.26 | 2.14 | 19.32 | 16.61 | 2.38 | 17.05 | 15.59 | 2.62 | 14.84 | 14.61 | 2.91 |
| | 67 (19.4) | 25.46 | 19.28 | 1.73 | 24.17 | 18.76 | 1.93 | 22.80 | 18.20 | 2.15 | 21.27 | 17.56 | 2.40 | 19.37 | 16.77 | 2.68 | 16.87 | 15.74 | 2.95 |
| | 71 (21.7) | 27.41 | 16.16 | 1.74 | 26.15 | 15.66 | 1.94 | 24.76 | 15.14 | 2.16 | 23.26 | 14.58 | 2.41 | 21.55 | 13.95 | 2.69 | 19.14 | 13.07 | 3.00 |
| 900 | 57 (13.9) | 23.58 | 23.58 | 1.76 | 22.52 | 22.52 | 1.96 | 21.44 | 21.44 | 2.17 | 20.23 | 20.23 | 2.42 | 18.82 | 18.82 | 2.70 | 16.83 | 16.83 | 2.98 |
| | 62 (16.7) | 23.64 | 23.51 | 1.76 | 22.57 | 22.57 | 1.96 | 21.45 | 21.45 | 2.17 | 20.26 | 20.26 | 2.42 | 18.85 | 18.85 | 2.70 | 16.86 | 16.86 | 2.98 |
| | 63 (17.2)‡ | 23.82 | 19.54 | 1.76 | 22.48 | 18.94 | 1.95 | 21.12 | 18.33 | 2.17 | 19.64 | 17.67 | 2.41 | 17.44 | 16.69 | 2.66 | 15.21 | 15.62 | 2.94 |
| | 67 (19.4) | 25.88 | 20.38 | 1.76 | 24.58 | 19.89 | 1.95 | 23.19 | 19.34 | 2.17 | 21.66 | 18.72 | 2.42 | 19.73 | 17.93 | 2.71 | 17.25 | 16.90 | 2.99 |
| | 71 (21.7) | 27.77 | 16.85 | 1.77 | 26.48 | 16.39 | 1.97 | 25.07 | 15.86 | 2.19 | 23.55 | 15.28 | 2.43 | 21.83 | 14.68 | 2.71 | 19.42 | 13.88 | 3.02 |

See page 22 for notes.

## HEATING CAPACITY APPENDIX M1 TEST PROCEDURE

## 024

| INDOOR AIR | | OUTDOOR COIL ENTERING AIR TEMPERATURES °F (°C) | | | | | | | | | | | | | | | | | | | | | | | |
|---|---|---|---|---|---|---|---|---|---|---|---|---|---|---|---|---|---|---|---|---|---|---|---|---|---|
| | | -10 (-23.3) | | | 0 (-17.8) | | | 10 (-12.2) | | | 20 (-6.7) | | | 30 (-1.1) | | | 40 (4.4) | | | 50 (10) | | | 60 (15.6) | | |
| EDB | CFM | Capacity MBtuh Total | Capacity MBtuh Integ | Total Sys KW* | Capacity MBtuh Total | Capacity MBtuh Integ | Total Sys KW* | Capacity MBtuh Total | Capacity MBtuh Integ | Total Sys KW* | Capacity MBtuh Total | Capacity MBtuh Integ | Total Sys KW* | Capacity MBtuh Total | Capacity MBtuh Integ | Total Sys KW* | Capacity MBtuh Total | Capacity MBtuh Integ | Total Sys KW* | Capacity MBtuh Total | Capacity MBtuh Integ | Total Sys KW* | Capacity MBtuh Total | Capacity MBtuh Integ | Total Sys KW* |
| 65 (18.3) | 700 | 7.44 | 6.85 | 1.63 | 9.30 | 8.55 | 1.66 | 11.23 | 10.31 | 1.71 | 13.31 | 12.08 | 1.76 | 18.21 | 15.96 | 1.92 | 20.63 | 20.63 | 1.97 | 23.71 | 23.71 | 2.04 | 27.04 | 27.04 | 2.11 |
| | 800 | 7.58 | 6.97 | 1.63 | 9.27 | 8.52 | 1.67 | 11.18 | 10.26 | 1.70 | 13.26 | 12.02 | 1.75 | 18.25 | 15.99 | 1.89 | 20.68 | 20.68 | 1.94 | 23.80 | 23.80 | 1.99 | 27.18 | 27.18 | 2.05 |
| | 900 | 7.41 | 6.81 | 1.65 | 9.42 | 8.67 | 1.67 | 11.14 | 10.23 | 1.70 | 13.18 | 11.95 | 1.73 | 17.89 | 15.68 | 1.88 | 20.74 | 20.74 | 1.92 | 23.88 | 23.88 | 1.96 | 27.30 | 27.30 | 2.01 |
| 70 (21.1) | 700 | 7.31 | 6.72 | 1.71 | 9.13 | 8.40 | 1.75 | 11.04 | 10.13 | 1.79 | 13.09 | 11.87 | 1.84 | 17.62 | 15.44 | 2.01 | 20.41 | 20.41 | 2.07 | 23.44 | 23.44 | 2.14 | 26.71 | 26.71 | 2.21 |
| | 800 | 7.35 | 6.76 | 1.71 | 9.17 | 8.44 | 1.74 | 11.07 | 10.16 | 1.78 | 13.12 | 11.90 | 1.84 | 17.72 | 15.53 | 1.98 | 20.45 | 20.45 | 2.03 | 23.52 | 23.52 | 2.09 | 26.85 | 26.85 | 2.15 |
| | 900 | 7.39 | 6.79 | 1.72 | 9.20 | 8.46 | 1.76 | 11.10 | 10.18 | 1.78 | 13.15 | 11.93 | 1.82 | 17.76 | 15.56 | 1.97 | 20.51 | 20.51 | 2.01 | 23.60 | 23.60 | 2.05 | 26.96 | 26.96 | 2.10 |
| 75 (23.9) | 700 | 7.23 | 6.65 | 1.79 | 9.12 | 8.38 | 1.83 | 10.87 | 9.97 | 1.88 | 12.90 | 11.69 | 1.94 | 17.44 | 15.28 | 2.11 | 20.18 | 20.18 | 2.17 | 23.17 | 23.17 | 2.24 | 26.37 | 26.37 | 2.32 |
| | 800 | 7.30 | 6.70 | 1.79 | 9.09 | 8.37 | 1.83 | 10.98 | 10.08 | 1.87 | 13.01 | 11.81 | 1.92 | 17.60 | 15.42 | 2.08 | 20.23 | 20.23 | 2.13 | 23.24 | 23.24 | 2.19 | 26.50 | 26.50 | 2.25 |
| | 900 | 7.33 | 6.74 | 1.80 | 9.12 | 8.38 | 1.85 | 11.00 | 10.09 | 1.88 | 13.02 | 11.81 | 1.92 | 17.66 | 15.47 | 2.07 | 20.27 | 20.27 | 2.11 | 23.31 | 23.31 | 2.15 | 26.62 | 26.62 | 2.20 |

See page 22 for notes.

Manufacturer reserves the right to change, at any time, specifications and designs without notice and without obligations.

# Performance Data (cont)

## COOLING CAPACITY APPENDIX M1 TEST PROCEDURE

### 030

| EVAPORATOR AIR | | CONDENSER ENTERING AIR TEMPERATURES °F (°C) | | | | | | | | | | | | | | | | | |
|---|---|---|---|---|---|---|---|---|---|---|---|---|---|---|---|---|---|---|---|
| | | 75 (23.9) | | | 85 (29.4) | | | 95 (35) | | | 105 (40.6) | | | 115 (46.1) | | | 125 (51.7) | | |
| CFM | EWB | Capacity MBtuh | | Total Sys KW* | Capacity MBtuh | | Total Sys KW* | Capacity MBtuh | | Total Sys KW* | Capacity MBtuh | | Total Sys KW* | Capacity MBtuh | | Total Sys KW* | Capacity MBtuh | | Total Sys KW* |
| | | Total | Sens† | | Total | Sens† | | Total | Sens† | | Total | Sens† | | Total | Sens† | | Total | Sens† | |
| 875 | 57 (13.9) | 27.19 | 27.19 | 2.14 | 26.05 | 26.05 | 2.37 | 24.84 | 24.84 | 2.64 | 23.43 | 23.43 | 2.93 | 21.25 | 21.25 | 3.23 | 19.24 | 19.24 | 3.59 |
| | 62 (16.7) | 28.14 | 26.16 | 2.15 | 26.68 | 25.45 | 2.38 | 25.16 | 24.71 | 2.64 | 23.47 | 23.47 | 2.93 | 21.29 | 21.29 | 3.23 | 19.28 | 19.28 | 3.59 |
| | 63 (17.2)‡ | 28.69 | 21.26 | 2.16 | 27.17 | 20.56 | 2.39 | 25.60 | 19.85 | 2.64 | 23.79 | 19.05 | 2.93 | 20.89 | 17.78 | 3.22 | 18.23 | 16.64 | 3.56 |
| | 67 (19.4) | 31.23 | 22.23 | 2.17 | 29.62 | 21.54 | 2.40 | 27.93 | 20.84 | 2.67 | 26.10 | 20.08 | 2.97 | 23.84 | 19.14 | 3.31 | 20.67 | 17.87 | 3.63 |
| | 71 (21.7) | 33.84 | 18.92 | 2.18 | 32.24 | 18.31 | 2.41 | 30.52 | 17.64 | 2.68 | 28.68 | 16.93 | 2.98 | 26.52 | 16.12 | 3.32 | 23.52 | 15.01 | 3.71 |
| 1000 | 57 (13.9) | 28.52 | 28.52 | 2.19 | 27.29 | 27.29 | 2.42 | 25.98 | 25.98 | 2.68 | 24.53 | 24.53 | 2.98 | 22.51 | 22.51 | 3.29 | 20.30 | 20.30 | 3.65 |
| | 62 (16.7) | 28.91 | 28.24 | 2.19 | 27.43 | 27.47 | 2.42 | 26.02 | 26.02 | 2.68 | 24.57 | 24.57 | 2.98 | 22.56 | 22.56 | 3.30 | 20.34 | 20.34 | 3.65 |
| | 63 (17.2)‡ | 29.37 | 22.70 | 2.19 | 27.79 | 22.00 | 2.42 | 26.12 | 21.26 | 2.68 | 24.30 | 20.46 | 2.98 | 21.47 | 19.24 | 3.26 | 18.70 | 18.03 | 3.60 |
| | 67 (19.4) | 31.98 | 23.78 | 2.20 | 30.34 | 23.12 | 2.43 | 28.60 | 22.40 | 2.70 | 26.73 | 21.64 | 3.00 | 24.36 | 20.67 | 3.34 | 21.21 | 19.41 | 3.68 |
| | 71 (21.7) | 34.47 | 19.94 | 2.22 | 32.83 | 19.32 | 2.45 | 31.06 | 18.64 | 2.71 | 29.16 | 17.93 | 3.02 | 27.02 | 17.18 | 3.36 | 24.01 | 16.10 | 3.74 |
| 1125 | 57 (13.9) | 29.65 | 29.65 | 2.23 | 28.33 | 28.33 | 2.46 | 26.95 | 26.95 | 2.73 | 25.48 | 25.48 | 3.02 | 23.68 | 23.68 | 3.37 | 21.21 | 21.21 | 3.71 |
| | 62 (16.7) | 29.69 | 29.69 | 2.23 | 28.38 | 28.38 | 2.46 | 26.99 | 26.99 | 2.73 | 25.53 | 25.53 | 3.03 | 23.72 | 23.72 | 3.37 | 21.25 | 21.25 | 3.71 |
| | 63 (17.2)‡ | 29.92 | 24.11 | 2.23 | 28.26 | 23.37 | 2.46 | 26.54 | 22.62 | 2.72 | 24.69 | 21.82 | 3.01 | 21.97 | 20.63 | 3.31 | 19.14 | 19.05 | 3.65 |
| | 67 (19.4) | 32.51 | 25.25 | 2.23 | 30.86 | 24.59 | 2.47 | 29.09 | 23.87 | 2.73 | 27.20 | 23.12 | 3.03 | 24.84 | 22.17 | 3.37 | 21.70 | 20.88 | 3.73 |
| | 71 (21.7) | 34.91 | 20.88 | 2.25 | 33.25 | 20.26 | 2.48 | 31.44 | 19.59 | 2.75 | 29.47 | 18.89 | 3.05 | 27.34 | 18.13 | 3.39 | 24.45 | 17.17 | 3.77 |

See page 22 for notes.

## HEATING CAPACITY APPENDIX M1 TEST PROCEDURE

### 030

| INDOOR AIR | | OUTDOOR COIL ENTERING AIR TEMPERATURES °F (°C) | | | | | | | | | | | | | | | | | | | | | | | |
|---|---|---|---|---|---|---|---|---|---|---|---|---|---|---|---|---|---|---|---|---|---|---|---|---|---|
| | | -10 (-23.3) | | | 0 (-17.8) | | | 10 (-12.2) | | | 20 (-6.7) | | | 30 (-1.1) | | | 40 (4.4) | | | 50 (10) | | | 60 (15.6) | | |
| EDB | CFM | Capacity MBtuh | | Total Sys KW* | Capacity MBtuh | | Total Sys KW* | Capacity MBtuh | | Total Sys KW* | Capacity MBtuh | | Total Sys KW* | Capacity MBtuh | | Total Sys KW* | Capacity MBtuh | | Total Sys KW* | Capacity MBtuh | | Total Sys KW* | Capacity MBtuh | | Total Sys KW* |
| | | Total | Integ | | Total | Integ | | Total | Integ | | Total | Integ | | Total | Integ | | Total | Integ | | Total | Integ | | Total | Integ | |
| 65 (18.3) | 875 | 8.74 | 8.04 | 1.98 | 11.42 | 10.51 | 2.05 | 14.32 | 13.14 | 2.12 | 17.45 | 15.82 | 2.18 | 21.86 | 19.16 | 2.31 | 24.69 | 24.69 | 2.38 | 28.62 | 28.62 | 2.47 | 33.29 | 33.29 | 2.59 |
| | 1000 | 8.91 | 8.20 | 1.99 | 11.62 | 10.69 | 2.06 | 14.54 | 13.34 | 2.12 | 17.72 | 16.07 | 2.19 | 21.52 | 18.85 | 2.28 | 24.98 | 24.98 | 2.34 | 28.99 | 28.99 | 2.42 | 33.79 | 33.79 | 2.53 |
| | 1125 | 9.06 | 8.34 | 2.01 | 11.79 | 10.84 | 2.07 | 14.73 | 13.52 | 2.13 | 17.96 | 16.27 | 2.20 | 22.30 | 19.54 | 2.28 | 25.22 | 25.22 | 2.32 | 29.31 | 29.31 | 2.40 | 34.21 | 34.21 | 2.49 |
| 70 (21.1) | 875 | 8.27 | 7.60 | 2.06 | 10.97 | 10.10 | 2.14 | 13.89 | 12.75 | 2.21 | 17.04 | 15.45 | 2.29 | 20.97 | 18.37 | 2.40 | 24.90 | 24.90 | 2.50 | 28.22 | 28.22 | 2.58 | 32.79 | 32.79 | 2.70 |
| | 1000 | 8.43 | 7.75 | 2.08 | 11.16 | 10.27 | 2.15 | 14.11 | 12.95 | 2.22 | 17.28 | 15.68 | 2.28 | 21.82 | 19.12 | 2.39 | 24.64 | 24.64 | 2.45 | 28.58 | 28.58 | 2.53 | 33.29 | 33.29 | 2.64 |
| | 1125 | 8.57 | 7.88 | 2.10 | 11.33 | 10.42 | 2.16 | 14.29 | 13.12 | 2.22 | 17.51 | 15.88 | 2.29 | 21.43 | 18.77 | 2.37 | 24.88 | 24.88 | 2.43 | 28.89 | 28.89 | 2.51 | 33.69 | 33.69 | 2.60 |
| 75 (23.9) | 875 | 7.78 | 7.16 | 2.14 | 10.51 | 9.67 | 2.22 | 13.45 | 12.35 | 2.31 | 16.61 | 15.07 | 2.39 | 20.10 | 17.61 | 2.49 | 24.03 | 24.03 | 2.60 | 27.82 | 27.82 | 2.70 | 32.30 | 32.30 | 2.83 |
| | 1000 | 7.93 | 7.30 | 2.16 | 10.70 | 9.84 | 2.24 | 13.67 | 12.54 | 2.31 | 16.86 | 15.29 | 2.39 | 20.49 | 17.95 | 2.47 | 24.30 | 24.30 | 2.56 | 28.18 | 28.18 | 2.65 | 32.78 | 32.78 | 2.76 |
| | 1125 | 8.07 | 7.43 | 2.18 | 10.86 | 9.99 | 2.25 | 13.85 | 12.71 | 2.32 | 17.07 | 15.48 | 2.39 | 21.09 | 18.48 | 2.48 | 24.53 | 24.53 | 2.54 | 28.47 | 28.47 | 2.62 | 33.18 | 33.18 | 2.72 |

See page 22 for notes.

Manufacturer reserves the right to change, at any time, specifications and designs without notice and without obligations.

# Performance Data (cont)

## COOLING CAPACITY APPENDIX M1 TEST PROCEDURE

### 036

| EVAPORATOR AIR | | CONDENSER ENTERING AIR TEMPERATURES °F (°C) | | | | | | | | | | | | | | | | | |
|---|---|---|---|---|---|---|---|---|---|---|---|---|---|---|---|---|---|---|---|
| | | 75 (23.9) | | | 85 (29.4) | | | 95 (35) | | | 105 (40.6) | | | 115 (46.1) | | | 125 (51.7) | | |
| | | Capacity MBtuh | | Total Sys KW* | Capacity MBtuh | | Total Sys KW* | Capacity MBtuh | | Total Sys KW* | Capacity MBtuh | | Total Sys KW* | Capacity MBtuh | | Total Sys KW* | Capacity MBtuh | | Total Sys KW* |
| CFM | EWB | Total | Sens† | | Total | Sens† | | Total | Sens† | | Total | Sens† | | Total | Sens† | | Total | Sens† | |
| 1050 | 57 (13.9) | 34.21 | 34.21 | 2.63 | 32.60 | 32.60 | 2.90 | 30.86 | 30.86 | 3.20 | 28.92 | 28.92 | 3.55 | 26.16 | 26.16 | 3.91 | 23.46 | 23.46 | 4.34 |
| | 62 (16.7) | 35.16 | 32.36 | 2.64 | 33.13 | 31.40 | 2.91 | 31.03 | 30.35 | 3.21 | 28.97 | 28.97 | 3.55 | 26.21 | 26.21 | 3.91 | 23.51 | 23.51 | 4.34 |
| | 63 (17.2)‡ | 35.79 | 26.18 | 2.65 | 33.68 | 25.25 | 2.92 | 31.44 | 24.27 | 3.21 | 29.01 | 23.22 | 3.55 | 25.31 | 21.65 | 3.88 | 21.86 | 20.20 | 4.29 |
| | 67 (19.4) | 38.91 | 27.37 | 2.68 | 36.68 | 26.45 | 2.96 | 34.32 | 25.51 | 3.25 | 31.72 | 24.45 | 3.60 | 28.69 | 23.24 | 4.00 | 24.69 | 21.69 | 4.38 |
| | 71 (21.7) | 41.98 | 23.12 | 2.73 | 39.70 | 22.28 | 2.99 | 37.26 | 21.36 | 3.29 | 34.66 | 20.39 | 3.63 | 31.78 | 19.37 | 4.03 | 27.90 | 17.98 | 4.50 |
| 1200 | 57 (13.9) | 35.78 | 35.78 | 2.70 | 34.03 | 34.03 | 2.97 | 32.16 | 32.16 | 3.27 | 30.14 | 30.14 | 3.62 | 27.71 | 27.71 | 4.01 | 24.63 | 24.63 | 4.43 |
| | 62 (16.7) | 36.08 | 34.91 | 2.70 | 34.09 | 34.09 | 2.97 | 32.21 | 32.21 | 3.27 | 30.18 | 30.18 | 3.63 | 27.79 | 27.79 | 4.02 | 24.68 | 24.68 | 4.43 |
| | 63 (17.2)‡ | 36.59 | 27.98 | 2.70 | 34.35 | 27.00 | 2.97 | 32.03 | 26.00 | 3.27 | 29.54 | 24.94 | 3.60 | 25.94 | 23.42 | 3.94 | 22.41 | 21.85 | 4.35 |
| | 67 (19.4) | 39.71 | 29.24 | 2.74 | 37.44 | 28.32 | 3.01 | 35.00 | 27.40 | 3.30 | 32.37 | 26.36 | 3.65 | 29.24 | 25.12 | 4.05 | 25.26 | 23.54 | 4.45 |
| | 71 (21.7) | 42.65 | 24.35 | 2.78 | 40.34 | 23.49 | 3.05 | 37.81 | 22.57 | 3.34 | 35.13 | 21.63 | 3.69 | 32.25 | 20.61 | 4.08 | 28.40 | 19.32 | 4.55 |
| 1350 | 57 (13.9) | 37.20 | 37.20 | 2.74 | 35.32 | 35.32 | 3.03 | 33.38 | 33.38 | 3.33 | 31.29 | 31.29 | 3.68 | 28.78 | 28.78 | 4.09 | 25.61 | 25.61 | 4.51 |
| | 62 (16.7) | 37.23 | 37.23 | 2.75 | 35.41 | 35.41 | 3.03 | 33.43 | 33.43 | 3.33 | 31.34 | 31.34 | 3.68 | 28.83 | 28.83 | 4.09 | 25.66 | 25.66 | 4.51 |
| | 63 (17.2)‡ | 37.24 | 29.71 | 2.75 | 34.93 | 28.72 | 3.02 | 32.46 | 27.66 | 3.32 | 29.94 | 26.58 | 3.66 | 26.50 | 25.09 | 4.01 | 22.70 | 22.70 | 4.41 |
| | 67 (19.4) | 40.29 | 30.99 | 2.79 | 37.98 | 30.11 | 3.05 | 35.48 | 29.18 | 3.35 | 32.83 | 28.14 | 3.69 | 29.74 | 26.94 | 4.10 | 25.78 | 25.22 | 4.52 |
| | 71 (21.7) | 43.12 | 25.48 | 2.84 | 40.76 | 24.62 | 3.10 | 38.19 | 23.71 | 3.39 | 35.47 | 22.76 | 3.73 | 32.57 | 21.78 | 4.13 | 28.79 | 20.58 | 4.59 |

See page 22 for notes.

## HEATING CAPACITY APPENDIX M1 TEST PROCEDURE

### 036

| INDOOR AIR | | OUTDOOR COIL ENTERING AIR TEMPERATURES °F (°C) | | | | | | | | | | | | | | | | | | | | | | | |
|---|---|---|---|---|---|---|---|---|---|---|---|---|---|---|---|---|---|---|---|---|---|---|---|---|---|
| | | -10 (-23.3) | | | 0 (-17.8) | | | 10 (-12.2) | | | 20 (-6.7) | | | 30 (-1.1) | | | 40 (4.4) | | | 50 (10) | | | 60 (15.6) | | |
| | | Capacity MBtuh | | Total Sys KW* | Capacity MBtuh | | Total Sys KW* | Capacity MBtuh | | Total Sys KW* | Capacity MBtuh | | Total Sys KW* | Capacity MBtuh | | Total Sys KW* | Capacity MBtuh | | Total Sys KW* | Capacity MBtuh | | Total Sys KW* | Capacity MBtuh | | Total Sys KW* |
| EDB | CFM | Total | Integ | | Total | Integ | | Total | Integ | | Total | Integ | | Total | Integ | | Total | Integ | | Total | Integ | | Total | Integ | |
| 65 (18.3) | 1050 | 10.19 | 9.38 | 2.25 | 13.27 | 12.21 | 2.37 | 16.66 | 15.29 | 2.47 | 20.40 | 18.50 | 2.57 | 24.84 | 21.77 | 2.68 | 28.94 | 28.94 | 2.78 | 33.67 | 33.67 | 2.89 | 39.24 | 39.24 | 3.03 |
| | 1200 | 10.38 | 9.55 | 2.28 | 13.52 | 12.43 | 2.38 | 17.02 | 15.62 | 2.48 | 21.30 | 19.32 | 2.58 | 25.08 | 21.98 | 2.66 | 29.27 | 29.27 | 2.74 | 34.12 | 34.12 | 2.85 | 39.64 | 39.64 | 2.96 |
| | 1350 | 10.55 | 9.71 | 2.31 | 13.64 | 12.55 | 2.41 | 17.08 | 15.68 | 2.49 | 20.91 | 18.96 | 2.57 | 25.28 | 22.15 | 2.66 | 29.55 | 29.55 | 2.73 | 34.49 | 34.49 | 2.83 | 39.72 | 39.72 | 2.91 |
| 70 (21.1) | 1050 | 9.72 | 8.94 | 2.35 | 12.84 | 11.82 | 2.48 | 16.26 | 14.93 | 2.59 | 20.45 | 18.54 | 2.70 | 24.54 | 21.50 | 2.81 | 28.56 | 28.56 | 2.91 | 33.16 | 33.16 | 3.02 | 38.62 | 38.62 | 3.16 |
| | 1200 | 9.92 | 9.12 | 2.38 | 13.05 | 12.01 | 2.50 | 16.55 | 15.19 | 2.60 | 20.74 | 18.81 | 2.70 | 24.80 | 21.73 | 2.79 | 28.89 | 28.89 | 2.88 | 33.62 | 33.62 | 2.98 | 39.09 | 39.09 | 3.09 |
| | 1350 | 10.09 | 9.28 | 2.41 | 13.24 | 12.18 | 2.53 | 16.71 | 15.34 | 2.62 | 21.00 | 19.04 | 2.71 | 25.01 | 21.92 | 2.79 | 29.17 | 29.17 | 2.86 | 34.00 | 34.00 | 2.96 | 39.27 | 39.27 | 3.05 |
| 75 (23.9) | 1050 | 9.18 | 8.45 | 2.45 | 12.36 | 11.37 | 2.59 | 15.80 | 14.51 | 2.70 | 19.48 | 17.67 | 2.81 | 24.18 | 21.19 | 2.94 | 28.15 | 28.15 | 3.04 | 32.64 | 32.64 | 3.15 | 37.99 | 37.99 | 3.30 |
| | 1200 | 9.38 | 8.63 | 2.48 | 12.58 | 11.57 | 2.61 | 16.05 | 14.74 | 2.72 | 19.82 | 17.98 | 2.81 | 24.48 | 21.45 | 2.93 | 28.50 | 28.50 | 3.01 | 33.10 | 33.10 | 3.11 | 38.51 | 38.51 | 3.22 |
| | 1350 | 9.56 | 8.79 | 2.51 | 12.77 | 11.75 | 2.64 | 16.27 | 14.93 | 2.73 | 20.06 | 18.19 | 2.82 | 24.72 | 21.66 | 2.92 | 28.78 | 28.78 | 3.00 | 33.48 | 33.48 | 3.09 | 38.76 | 38.76 | 3.18 |

See page 22 for notes.

Manufacturer reserves the right to change, at any time, specifications and designs without notice and without obligations.

# Performance Data (cont)

## COOLING CAPACITY APPENDIX M1 TEST PROCEDURE

## 042

| EVAPORATOR AIR | | CONDENSER ENTERING AIR TEMPERATURES °F (°C) | | | | | | | | | | | | | | | | | |
|---|---|---|---|---|---|---|---|---|---|---|---|---|---|---|---|---|---|---|---|
| | | 75 (23.9) | | | 85 (29.4) | | | 95 (35) | | | 105 (40.6) | | | 115 (46.1) | | | 125 (51.7) | | |
| | | Capacity MBtuh | | Total Sys KW* | Capacity MBtuh | | Total Sys KW* | Capacity MBtuh | | Total Sys KW* | Capacity MBtuh | | Total Sys KW* | Capacity MBtuh | | Total Sys KW* | Capacity MBtuh | | Total Sys KW* |
| CFM | EWB | Total | Sens† | | Total | Sens† | | Total | Sens† | | Total | Sens† | | Total | Sens† | | Total | Sens† | |
| [redacted] | | | | | | | | | | | | | | | | | | | |
| 1225 | 57 (13.9) | 39.36 | 39.36 | 3.03 | 37.60 | 37.60 | 3.35 | 34.84 | 34.84 | 3.67 | 31.88 | 31.88 | 4.02 | 28.84 | 28.84 | 4.39 | 25.57 | 25.57 | 4.76 |
| | 62 (16.7) | 40.29 | 36.70 | 3.04 | 38.14 | 35.68 | 3.36 | 34.89 | 34.89 | 3.67 | 31.92 | 31.92 | 4.02 | 28.89 | 28.89 | 4.39 | 25.62 | 25.62 | 4.76 |
| | 63 (17.2)‡ | 40.91 | 29.65 | 3.05 | 38.67 | 28.67 | 3.37 | 35.28 | 27.22 | 3.68 | 31.39 | 25.58 | 4.01 | 27.54 | 23.98 | 4.37 | 23.49 | 22.25 | 4.74 |
| | 67 (19.4) | 44.36 | 30.95 | 3.07 | 42.01 | 30.01 | 3.39 | 39.28 | 28.93 | 3.73 | 34.83 | 27.16 | 4.06 | 30.54 | 25.50 | 4.41 | 26.29 | 23.86 | 4.76 |
| | 71 (21.7) | 47.68 | 26.04 | 3.10 | 45.20 | 25.11 | 3.41 | 42.47 | 24.10 | 3.75 | 38.57 | 22.77 | 4.10 | 33.93 | 21.11 | 4.44 | 29.20 | 19.48 | 4.78 |
| 1400 | 57 (13.9) | 41.13 | 41.13 | 3.10 | 39.23 | 39.23 | 3.42 | 36.97 | 36.97 | 3.77 | 33.39 | 33.39 | 4.09 | 30.07 | 30.07 | 4.45 | 26.63 | 26.63 | 4.81 |
| | 62 (16.7) | 41.37 | 39.50 | 3.10 | 39.28 | 39.28 | 3.42 | 37.03 | 37.03 | 3.77 | 33.45 | 33.45 | 4.09 | 30.11 | 30.11 | 4.45 | 26.68 | 26.68 | 4.81 |
| | 63 (17.2)‡ | 41.81 | 31.68 | 3.10 | 39.49 | 30.70 | 3.42 | 36.61 | 29.45 | 3.76 | 32.02 | 27.53 | 4.06 | 28.10 | 25.86 | 4.42 | 24.23 | 24.23 | 4.79 |
| | 67 (19.4) | 45.19 | 33.01 | 3.12 | 42.75 | 32.05 | 3.44 | 40.00 | 31.00 | 3.77 | 35.60 | 29.31 | 4.12 | 31.10 | 27.56 | 4.46 | 26.81 | 25.76 | 4.81 |
| | 71 (21.7) | 48.39 | 27.37 | 3.16 | 45.82 | 26.44 | 3.46 | 43.01 | 25.41 | 3.80 | 39.27 | 24.23 | 4.15 | 34.46 | 22.57 | 4.50 | 29.62 | 20.92 | 4.83 |
| 1575 | 57 (13.9) | 42.54 | 42.54 | 3.15 | 40.64 | 40.64 | 3.47 | 38.34 | 38.34 | 3.81 | 34.70 | 34.70 | 4.15 | 31.13 | 31.13 | 4.50 | 27.50 | 27.50 | 4.86 |
| | 62 (16.7) | 42.64 | 42.64 | 3.15 | 40.70 | 40.70 | 3.47 | 38.40 | 38.40 | 3.81 | 34.76 | 34.76 | 4.16 | 31.18 | 31.18 | 4.50 | 27.54 | 27.54 | 4.86 |
| | 63 (17.2)‡ | 42.50 | 33.59 | 3.15 | 40.12 | 32.59 | 3.47 | 37.25 | 31.37 | 3.81 | 32.60 | 29.40 | 4.12 | 28.60 | 27.54 | 4.47 | 25.01 | 25.01 | 4.84 |
| | 67 (19.4) | 45.79 | 34.94 | 3.17 | 43.30 | 33.98 | 3.48 | 40.51 | 32.94 | 3.82 | 36.17 | 31.33 | 4.18 | 31.63 | 29.50 | 4.51 | 27.59 | 27.59 | 4.86 |
| | 71 (21.7) | 48.85 | 28.63 | 3.21 | 46.24 | 27.68 | 3.52 | 43.36 | 26.63 | 3.85 | 39.76 | 25.59 | 4.19 | 34.84 | 23.96 | 4.55 | 29.93 | 22.31 | 4.88 |

See page 22 for notes.

## HEATING CAPACITY APPENDIX M1 TEST PROCEDURE

## 042

| INDOOR AIR | | OUTDOOR COIL ENTERING AIR TEMPERATURES °F (°C) | | | | | | | | | | | | | | | | | | | | | | | |
|---|---|---|---|---|---|---|---|---|---|---|---|---|---|---|---|---|---|---|---|---|---|---|---|---|---|
| | | -10 (-23.3) | | | 0 (-17.8) | | | 10 (-12.2) | | | 20 (-6.7) | | | 30 (-1.1) | | | 40 (4.4) | | | 50 (10) | | | 60 (15.6) | | |
| EDB | CFM | Capacity MBtuh | | Total Sys KW* | Capacity MBtuh | | Total Sys KW* | Capacity MBtuh | | Total Sys KW* | Capacity MBtuh | | Total Sys KW* | Capacity MBtuh | | Total Sys KW* | Capacity MBtuh | | Total Sys KW* | Capacity MBtuh | | Total Sys KW* | Capacity MBtuh | | Total Sys KW* |
| | | Total | Integ | | Total | Integ | | Total | Integ | | Total | Integ | | Total | Integ | | Total | Integ | | Total | Integ | | Total | Integ | |
| 65 (18.3) | 1225 | 12.99 | 11.95 | 2.93 | 16.15 | 14.86 | 2.96 | 19.92 | 18.28 | 3.00 | 25.31 | 22.95 | 3.10 | 29.23 | 25.62 | 3.17 | 34.13 | 34.13 | 3.27 | 39.76 | 39.76 | 3.41 | 46.22 | 46.22 | 3.56 |
| | 1400 | 13.22 | 12.16 | 2.97 | 16.39 | 15.08 | 2.98 | 20.17 | 18.51 | 3.02 | 25.55 | 23.17 | 3.10 | 29.48 | 25.83 | 3.15 | 34.47 | 34.47 | 3.24 | 40.23 | 40.23 | 3.36 | 46.53 | 46.53 | 3.48 |
| | 1575 | 13.42 | 12.35 | 3.01 | 16.60 | 15.27 | 3.02 | 20.39 | 18.72 | 3.04 | 25.79 | 23.39 | 3.11 | 29.71 | 26.03 | 3.15 | 34.75 | 34.75 | 3.23 | 40.61 | 40.61 | 3.34 | 46.59 | 46.59 | 3.43 |
| 70 (21.1) | 1225 | 12.37 | 11.38 | 3.01 | 15.63 | 14.38 | 3.06 | 19.47 | 17.87 | 3.12 | 23.88 | 21.65 | 3.20 | 28.93 | 25.35 | 3.32 | 33.73 | 33.73 | 3.43 | 39.22 | 39.22 | 3.57 | 45.57 | 45.57 | 3.72 |
| | 1400 | 12.59 | 11.58 | 3.05 | 15.87 | 14.60 | 3.08 | 19.73 | 18.11 | 3.13 | 24.68 | 22.38 | 3.21 | 29.20 | 25.58 | 3.30 | 34.07 | 34.07 | 3.39 | 39.68 | 39.68 | 3.52 | 45.99 | 45.99 | 3.63 |
| | 1575 | 12.79 | 11.77 | 3.08 | 16.07 | 14.79 | 3.11 | 19.95 | 18.31 | 3.15 | 25.42 | 23.05 | 3.24 | 29.42 | 25.78 | 3.29 | 34.36 | 34.36 | 3.38 | 40.07 | 40.07 | 3.49 | 46.13 | 46.13 | 3.59 |
| 75 (23.9) | 1225 | 11.72 | 10.78 | 3.10 | 15.08 | 13.88 | 3.16 | 18.99 | 17.43 | 3.24 | 23.38 | 21.20 | 3.35 | 29.35 | 25.72 | 3.50 | 33.32 | 33.32 | 3.59 | 38.68 | 38.68 | 3.73 | 44.89 | 44.89 | 3.89 |
| | 1400 | 11.94 | 10.98 | 3.13 | 15.32 | 14.09 | 3.19 | 19.25 | 17.67 | 3.26 | 23.67 | 21.46 | 3.34 | 28.91 | 25.33 | 3.46 | 33.66 | 33.66 | 3.55 | 39.13 | 39.13 | 3.68 | 45.38 | 45.38 | 3.80 |
| | 1575 | 12.13 | 11.16 | 3.17 | 15.53 | 14.29 | 3.22 | 19.48 | 17.88 | 3.28 | 23.92 | 21.69 | 3.35 | 29.13 | 25.52 | 3.45 | 33.95 | 33.95 | 3.53 | 39.52 | 39.52 | 3.65 | 45.59 | 45.59 | 3.75 |

See page 22 for notes.

Manufacturer reserves the right to change, at any time, specifications and designs without notice and without obligations.

# Performance Data (cont)

## COOLING CAPACITY APPENDIX M1 TEST PROCEDURE

### 048

| EVAPORATOR AIR | | CONDENSER ENTERING AIR TEMPERATURES °F (°C) | | | | | | | | | | | | | | | | | |
|---|---|---|---|---|---|---|---|---|---|---|---|---|---|---|---|---|---|---|---|
| | | 75 (23.9) | | | 85 (29.4) | | | 95 (35) | | | 105 (40.6) | | | 115 (46.1) | | | 125 (51.7) | | |
| CFM | EWB | Capacity MBtuh | | Total Sys KW* | Capacity MBtuh | | Total Sys KW* | Capacity MBtuh | | Total Sys KW* | Capacity MBtuh | | Total Sys KW* | Capacity MBtuh | | Total Sys KW* | Capacity MBtuh | | Total Sys KW* |
| | | Total | Sens† | | Total | Sens† | | Total | Sens† | | Total | Sens† | | Total | Sens† | | Total | Sens† | |
| 1400 | 57 (13.9) | 45.01 | 45.01 | 3.39 | 43.18 | 43.18 | 3.76 | 41.19 | 41.19 | 4.18 | 38.98 | 38.98 | 4.64 | 36.59 | 36.59 | 5.16 | 33.96 | 33.96 | 5.73 |
| | 62 (16.7) | 46.17 | 42.25 | 3.41 | 43.94 | 41.16 | 3.77 | 41.56 | 39.98 | 4.18 | 39.12 | 38.79 | 4.65 | 36.64 | 36.64 | 5.16 | 34.00 | 34.00 | 5.73 |
| | 63 (17.2)‡ | 46.85 | 34.17 | 3.41 | 44.51 | 33.13 | 3.78 | 42.02 | 32.04 | 4.19 | 39.31 | 30.85 | 4.65 | 36.44 | 29.62 | 5.16 | 33.35 | 28.30 | 5.71 |
| | 67 (19.4) | 50.18 | 35.40 | 3.44 | 47.63 | 34.35 | 3.81 | 44.92 | 33.25 | 4.23 | 41.99 | 32.06 | 4.69 | 38.90 | 30.83 | 5.20 | 35.57 | 29.51 | 5.75 |
| | 71 (21.7) | 53.79 | 29.80 | 3.48 | 51.02 | 28.75 | 3.85 | 48.06 | 27.64 | 4.27 | 44.91 | 26.47 | 4.73 | 41.56 | 25.25 | 5.24 | 37.98 | 23.96 | 5.79 |
| 1600 | 57 (13.9) | 46.74 | 46.74 | 3.47 | 44.77 | 44.77 | 3.84 | 42.61 | 42.61 | 4.26 | 40.23 | 40.23 | 4.72 | 37.69 | 37.69 | 5.24 | 34.89 | 34.89 | 5.80 |
| | 62 (16.7) | 47.19 | 45.29 | 3.47 | 44.92 | 44.53 | 3.84 | 42.66 | 42.66 | 4.26 | 40.28 | 40.28 | 4.72 | 37.73 | 37.73 | 5.24 | 34.93 | 34.93 | 5.80 |
| | 63 (17.2)‡ | 47.66 | 36.32 | 3.48 | 45.22 | 35.26 | 3.84 | 42.63 | 34.13 | 4.25 | 39.82 | 32.92 | 4.71 | 36.86 | 31.65 | 5.22 | 33.68 | 30.28 | 5.78 |
| | 67 (19.4) | 51.01 | 37.74 | 3.51 | 48.33 | 36.64 | 3.88 | 45.50 | 35.50 | 4.29 | 42.48 | 34.30 | 4.75 | 39.29 | 33.03 | 5.26 | 35.89 | 31.67 | 5.82 |
| | 71 (21.7) | 54.60 | 31.38 | 3.54 | 51.71 | 30.30 | 3.92 | 48.64 | 29.18 | 4.33 | 45.37 | 27.99 | 4.79 | 41.92 | 26.76 | 5.30 | 38.24 | 25.45 | 5.86 |
| 1800 | 57 (13.9) | 48.15 | 48.15 | 3.54 | 46.05 | 46.05 | 3.91 | 43.75 | 43.75 | 4.33 | 41.24 | 41.24 | 4.80 | 38.56 | 38.56 | 5.31 | 35.62 | 35.62 | 5.87 |
| | 62 (16.7) | 48.87 | 45.85 | 3.55 | 46.10 | 46.10 | 3.91 | 43.80 | 43.80 | 4.33 | 41.29 | 41.29 | 4.80 | 38.60 | 38.60 | 5.31 | 35.66 | 35.66 | 5.88 |
| | 63 (17.2)‡ | 48.27 | 38.38 | 3.54 | 45.74 | 37.28 | 3.91 | 43.07 | 36.13 | 4.32 | 40.19 | 34.88 | 4.78 | 37.17 | 33.57 | 5.29 | 33.95 | 32.11 | 5.84 |
| | 67 (19.4) | 51.61 | 39.96 | 3.57 | 48.84 | 38.83 | 3.94 | 45.93 | 37.66 | 4.36 | 42.84 | 36.43 | 4.82 | 39.59 | 35.11 | 5.33 | 36.13 | 33.68 | 5.88 |
| | 71 (21.7) | 55.18 | 32.88 | 3.60 | 52.20 | 31.79 | 3.98 | 49.04 | 30.65 | 4.39 | 45.69 | 29.46 | 4.86 | 42.15 | 28.21 | 5.36 | 38.39 | 26.90 | 5.92 |

See page 22 for notes.

## HEATING CAPACITY APPENDIX M1 TEST PROCEDURE

### 048

| INDOOR AIR | | OUTDOOR COIL ENTERING AIR TEMPERATURES °F (°C) | | | | | | | | | | | | | | | | | | | | | | | |
|---|---|---|---|---|---|---|---|---|---|---|---|---|---|---|---|---|---|---|---|---|---|---|---|---|---|
| | | -10 (-23.3) | | | 0 (-17.8) | | | 10 (-12.2) | | | 20 (-6.7) | | | 30 (-1.1) | | | 40 (4.4) | | | 50 (10) | | | 60 (15.6) | | |
| EDB | CFM | Capacity MBtuh | | Total Sys KW* | Capacity MBtuh | | Total Sys KW* | Capacity MBtuh | | Total Sys KW* | Capacity MBtuh | | Total Sys KW* | Capacity MBtuh | | Total Sys KW* | Capacity MBtuh | | Total Sys KW* | Capacity MBtuh | | Total Sys KW* | Capacity MBtuh | | Total Sys KW* |
| | | Total | Integ | | Total | Integ | | Total | Integ | | Total | Integ | | Total | Integ | | Total | Integ | | Total | Integ | | Total | Integ | |
| 65 (18.3) | 1400 | 16.37 | 15.06 | 3.23 | 20.67 | 19.02 | 3.39 | 24.89 | 22.84 | 3.45 | 29.32 | 26.59 | 3.53 | 34.15 | 29.92 | 3.63 | 39.34 | 39.34 | 3.74 | 45.03 | 45.03 | 3.86 | 51.49 | 51.49 | 3.99 |
| | 1600 | 16.52 | 15.20 | 3.26 | 20.73 | 19.08 | 3.40 | 24.98 | 22.93 | 3.46 | 29.39 | 26.65 | 3.52 | 34.20 | 29.97 | 3.60 | 39.39 | 39.39 | 3.69 | 45.10 | 45.10 | 3.79 | 51.60 | 51.60 | 3.90 |
| | 1800 | 16.67 | 15.34 | 3.30 | 20.87 | 19.21 | 3.43 | 25.09 | 23.02 | 3.47 | 29.48 | 26.73 | 3.53 | 34.28 | 30.03 | 3.59 | 39.47 | 39.47 | 3.67 | 45.18 | 45.18 | 3.75 | 51.72 | 51.72 | 3.84 |
| 70 (21.1) | 1400 | 16.16 | 14.87 | 3.38 | 20.21 | 18.60 | 3.53 | 25.22 | 23.15 | 3.60 | 29.11 | 26.40 | 3.70 | 33.89 | 29.69 | 3.81 | 39.01 | 39.01 | 3.92 | 44.63 | 44.63 | 4.04 | 50.99 | 50.99 | 4.19 |
| | 1600 | 16.31 | 15.00 | 3.41 | 20.55 | 18.91 | 3.56 | 24.78 | 22.75 | 3.63 | 29.17 | 26.46 | 3.69 | 33.94 | 29.74 | 3.77 | 39.06 | 39.06 | 3.87 | 44.69 | 44.69 | 3.97 | 51.10 | 51.10 | 4.08 |
| | 1800 | 16.46 | 15.15 | 3.45 | 20.70 | 19.04 | 3.59 | 24.88 | 22.84 | 3.64 | 29.26 | 26.54 | 3.69 | 34.01 | 29.80 | 3.77 | 39.12 | 39.12 | 3.84 | 44.77 | 44.77 | 3.93 | 51.21 | 51.21 | 4.02 |
| 75 (23.9) | 1400 | 15.96 | 14.68 | 3.53 | 19.95 | 18.35 | 3.70 | 24.93 | 22.89 | 3.77 | 28.89 | 26.20 | 3.89 | 33.63 | 29.47 | 3.99 | 38.68 | 38.68 | 4.11 | 44.23 | 44.23 | 4.24 | 50.50 | 50.50 | 4.39 |
| | 1600 | 16.11 | 14.82 | 3.56 | 20.08 | 18.48 | 3.71 | 24.96 | 22.91 | 3.77 | 28.96 | 26.26 | 3.87 | 33.67 | 29.51 | 3.96 | 38.73 | 38.73 | 4.05 | 44.28 | 44.28 | 4.16 | 50.59 | 50.59 | 4.28 |
| | 1800 | 16.23 | 14.93 | 3.60 | 19.84 | 18.26 | 3.72 | 25.04 | 22.99 | 3.78 | 29.04 | 26.34 | 3.87 | 33.74 | 29.57 | 3.95 | 38.79 | 38.79 | 4.03 | 44.35 | 44.35 | 4.12 | 50.70 | 50.70 | 4.22 |

See page 22 for notes.

Manufacturer reserves the right to change, at any time, specifications and designs without notice and without obligations.

# Performance Data (cont)

## COOLING CAPACITY APPENDIX M1 TEST PROCEDURE

### 060

| EVAPORATOR AIR | | CONDENSER ENTERING AIR TEMPERATURES °F (°C) | | | | | | | | | | | | | | | | | |
|---|---|---|---|---|---|---|---|---|---|---|---|---|---|---|---|---|---|---|---|
| | | 75 (23.9) | | | 85 (29.4) | | | 95 (35) | | | 105 (40.6) | | | 115 (46.1) | | | 125 (51.7) | | |
| CFM | EWB | Capacity MBtuh | | Total Sys KW* | Capacity MBtuh | | Total Sys KW* | Capacity MBtuh | | Total Sys KW* | Capacity MBtuh | | Total Sys KW* | Capacity MBtuh | | Total Sys KW* | Capacity MBtuh | | Total Sys KW* |
| | | Total | Sens† | | Total | Sens† | | Total | Sens† | | Total | Sens† | | Total | Sens† | | Total | Sens† | |
| 1500 | 57 (13.9) | 52.06 | 52.06 | 4.05 | 50.03 | 50.03 | 4.47 | 47.82 | 47.82 | 4.96 | 45.38 | 45.38 | 5.52 | 42.69 | 42.69 | 6.15 | 39.68 | 39.68 | 6.84 |
| | 62 (16.7) | 54.20 | 48.66 | 4.06 | 51.64 | 47.42 | 4.49 | 48.89 | 46.09 | 4.98 | 45.92 | 44.63 | 5.53 | 42.79 | 42.64 | 6.15 | 39.73 | 39.73 | 6.84 |
| | 63 (17.2)‡ | 55.13 | 39.72 | 4.07 | 52.48 | 38.50 | 4.50 | 49.64 | 37.20 | 4.99 | 46.54 | 35.81 | 5.54 | 43.20 | 34.33 | 6.16 | 39.55 | 32.73 | 6.83 |
| | 67 (19.4) | 59.15 | 41.12 | 4.10 | 56.28 | 39.88 | 4.54 | 53.18 | 38.57 | 5.03 | 49.83 | 37.17 | 5.59 | 46.23 | 35.69 | 6.21 | 42.32 | 34.11 | 6.89 |
| | 71 (21.7) | 63.55 | 34.99 | 4.13 | 60.44 | 33.75 | 4.58 | 57.09 | 32.44 | 5.08 | 53.48 | 31.06 | 5.64 | 49.59 | 29.58 | 6.27 | 45.41 | 28.03 | 6.94 |
| 1700 | 57 (13.9) | 54.16 | 54.16 | 4.12 | 51.97 | 51.97 | 4.55 | 49.59 | 49.59 | 5.04 | 46.96 | 46.96 | 5.60 | 44.07 | 44.07 | 6.23 | 40.89 | 40.89 | 6.92 |
| | 62 (16.7) | 55.40 | 52.06 | 4.13 | 52.75 | 50.74 | 4.56 | 49.93 | 49.29 | 5.05 | 47.03 | 47.03 | 5.60 | 44.13 | 44.13 | 6.23 | 40.94 | 40.94 | 6.92 |
| | 63 (17.2)‡ | 56.18 | 42.04 | 4.13 | 53.43 | 40.79 | 4.56 | 50.45 | 39.47 | 5.05 | 47.23 | 38.04 | 5.60 | 43.77 | 36.53 | 6.22 | 40.01 | 34.89 | 6.90 |
| | 67 (19.4) | 60.26 | 43.62 | 4.16 | 57.23 | 42.34 | 4.60 | 54.00 | 41.00 | 5.09 | 50.53 | 39.58 | 5.65 | 46.81 | 38.07 | 6.28 | 42.80 | 36.45 | 6.95 |
| | 71 (21.7) | 64.69 | 36.70 | 4.19 | 61.44 | 35.45 | 4.64 | 57.94 | 34.12 | 5.14 | 54.19 | 32.71 | 5.71 | 50.16 | 31.21 | 6.33 | 45.86 | 29.64 | 7.01 |
| 1850 | 57 (13.9) | 55.49 | 55.49 | 4.17 | 53.21 | 53.21 | 4.60 | 50.70 | 50.70 | 5.10 | 47.95 | 47.95 | 5.66 | 44.95 | 44.95 | 6.28 | 41.65 | 41.65 | 6.97 |
| | 62 (16.7) | 56.19 | 54.44 | 4.17 | 53.50 | 53.01 | 4.60 | 50.77 | 50.77 | 5.10 | 48.02 | 48.02 | 5.66 | 45.00 | 45.00 | 6.29 | 41.70 | 41.70 | 6.98 |
| | 63 (17.2)‡ | 56.83 | 43.72 | 4.18 | 53.98 | 42.45 | 4.61 | 50.93 | 41.10 | 5.10 | 47.64 | 39.66 | 5.65 | 44.10 | 38.12 | 6.27 | 40.29 | 36.45 | 6.94 |
| | 67 (19.4) | 60.90 | 45.42 | 4.20 | 57.80 | 44.13 | 4.65 | 54.49 | 42.77 | 5.14 | 50.95 | 41.33 | 5.70 | 47.15 | 39.80 | 6.32 | 43.07 | 38.15 | 7.00 |
| | 71 (21.7) | 65.35 | 37.94 | 4.23 | 62.02 | 36.67 | 4.69 | 58.43 | 35.33 | 5.19 | 54.60 | 33.91 | 5.75 | 50.48 | 32.40 | 6.38 | 46.10 | 30.82 | 7.05 |

See page 22 for notes.

## HEATING CAPACITY APPENDIX M1 TEST PROCEDURE

### 060

| INDOOR AIR | | OUTDOOR COIL ENTERING AIR TEMPERATURES °F (°C) | | | | | | | | | | | | | | | | | | | | | | | |
|---|---|---|---|---|---|---|---|---|---|---|---|---|---|---|---|---|---|---|---|---|---|---|---|---|---|
| | | -10 (-23.3) | | | 0 (-17.8) | | | 10 (-12.2) | | | 20 (-6.7) | | | 30 (-1.1) | | | 40 (4.4) | | | 50 (10) | | | 60 (15.6) | | |
| EDB | CFM | Capacity MBtuh | | Total Sys KW* | Capacity MBtuh | | Total Sys KW* | Capacity MBtuh | | Total Sys KW* | Capacity MBtuh | | Total Sys KW* | Capacity MBtuh | | Total Sys KW* | Capacity MBtuh | | Total Sys KW* | Capacity MBtuh | | Total Sys KW* | Capacity MBtuh | | Total Sys KW* |
| | | Total | Integ | | Total | Integ | | Total | Integ | | Total | Integ | | Total | Integ | | Total | Integ | | Total | Integ | | Total | Integ | |
| 65 (18.3) | 1500 | 19.99 | 18.39 | 3.77 | 25.02 | 23.04 | 3.93 | 29.40 | 26.98 | 4.11 | 36.06 | 32.71 | 4.29 | 42.04 | 36.84 | 4.46 | 48.71 | 48.71 | 4.65 | 56.36 | 56.36 | 4.89 | 65.50 | 65.50 | 5.20 |
| | 1700 | 20.41 | 18.77 | 3.81 | 25.43 | 23.41 | 3.96 | 29.79 | 27.35 | 4.11 | 37.33 | 33.85 | 4.30 | 42.46 | 37.20 | 4.42 | 49.23 | 49.23 | 4.59 | 57.04 | 57.04 | 4.80 | 66.39 | 66.39 | 5.08 |
| | 1850 | 20.51 | 18.88 | 3.84 | 25.53 | 23.48 | 3.96 | 30.05 | 27.58 | 4.12 | 36.67 | 33.25 | 4.27 | 42.74 | 37.45 | 4.41 | 49.57 | 49.57 | 4.57 | 57.46 | 57.46 | 4.76 | 66.95 | 66.95 | 5.02 |
| 70 (21.1) | 1500 | 19.56 | 18.00 | 3.90 | 25.37 | 23.34 | 4.11 | 28.73 | 26.37 | 4.27 | 36.47 | 33.07 | 4.50 | 41.56 | 36.42 | 4.65 | 48.11 | 48.11 | 4.85 | 55.65 | 55.65 | 5.10 | 64.62 | 64.62 | 5.42 |
| | 1700 | 19.95 | 18.35 | 3.95 | 25.14 | 23.13 | 4.11 | 29.11 | 26.72 | 4.27 | 36.62 | 33.21 | 4.47 | 41.98 | 36.78 | 4.61 | 48.63 | 48.63 | 4.79 | 56.30 | 56.30 | 5.01 | 65.49 | 65.49 | 5.30 |
| | 1850 | 20.10 | 18.48 | 3.97 | 25.27 | 23.24 | 4.12 | 29.24 | 26.83 | 4.27 | 36.19 | 32.82 | 4.45 | 42.23 | 37.00 | 4.59 | 48.95 | 48.95 | 4.76 | 56.72 | 56.72 | 4.97 | 66.20 | 66.20 | 5.25 |
| 75 (23.9) | 1500 | 19.10 | 17.57 | 4.05 | 23.66 | 21.77 | 4.21 | 27.91 | 25.62 | 4.42 | 33.99 | 30.83 | 4.62 | 41.10 | 36.01 | 4.86 | 47.52 | 47.52 | 5.07 | 54.94 | 54.94 | 5.33 | 63.72 | 63.72 | 5.65 |
| | 1700 | 19.50 | 17.95 | 4.10 | 24.14 | 22.21 | 4.24 | 28.42 | 26.09 | 4.44 | 35.28 | 32.00 | 4.63 | 41.51 | 36.37 | 4.81 | 48.02 | 48.02 | 5.00 | 55.58 | 55.58 | 5.23 | 64.59 | 64.59 | 5.53 |
| | 1850 | 19.61 | 18.06 | 4.12 | 24.32 | 22.38 | 4.26 | 28.51 | 26.17 | 4.44 | 34.80 | 31.56 | 4.60 | 41.77 | 36.60 | 4.79 | 48.35 | 48.35 | 4.97 | 55.99 | 55.99 | 5.18 | 65.13 | 65.13 | 5.46 |

See page 22 for notes.

Manufacturer reserves the right to change, at any time, specifications and designs without notice and without obligations.

*System kW is total of indoor and outdoor unit kilowatts.
†Sensible capacities shown are based on 80°F (27°C) entering air at the indoor coil. For sensible capacities at other than 80°F (27°C), deduct 835 Btuh (245 kW) per 1000 CFM (480 L/S) of indoor coil air for each degree below 80°F (27°C), or add 835 Btuh (245 kW) per 1000 CFM (480L/S) of indoor coil air per degree above 80°F (27°C).
‡At TVA rating indoor condition (75°F edb/63°F ewb). All other indoor air temperatures are at 80°F (27°C) edb.

LEGEND
BF — Bypass Factor
CFM — Cubic Feet per Minute
edb — Entering Dry Bulb
ewb — Entering Wet-Bulb
$^{h}$ewb — Enthalpy, entering wet bulb
$^{h}$lwb — Enthalpy, leaving wet bulb
kW — Total Unit Power Input
SHC — Sensible Heat Capacity (1000 Btuh)
$^{t}$ = Temperature (°F)
$^{t}$edb — Entering Temperature, Dry Bulb (°F)
$^{t}$ldb — Leaving Temperature, Dry Bulb (°F)
$^{t}$lwb — Leaving Temperature, Wet Bulb (°F)
TC — Total Capacity (1000 Btuh) (net)

NOTES:
1. Direct interpolation is permissible. Do not extrapolate.
2. The following formulas may be used:

$$^{t}\text{ldb} = {}^{t}\text{edb} - \frac{\text{Sensible capacity (Btuh)}}{1.10 \times \text{CFM}}$$

$^{t}$lwb = Wet-bulb temperature corresponding to enthalpy air leaving evaporator coil ($^{h}$lwb)

$$^{h}\text{lwb} = {}^{h}\text{ewb} - \frac{\text{total capacity (Btuh)}}{(4.5 \times \text{CFM})}$$

Where: $^{h}$ewb = Enthalpy of air entering evaporator coil

The SHC is based on 80°F (26.7°C) edb temperature of air entering indoor coil.
Below 80°F (25.7°C) edb, subtract (corr factor x CFM) from SHC.
Above 80°F (25.7°C) edb, add (corr factor x CFM) from SHC.
Correction Factor = 1.10 x (1 - BF) x (edb - 80)

# Performance Data (cont)

## Filter Pressure Drop (IN. W.C.)

| FILTER SIZE in. (mm) | CFM | | | | | | | | | | | | | | | | | |
|---|---|---|---|---|---|---|---|---|---|---|---|---|---|---|---|---|---|---|
| | 500 | 600 | 700 | 800 | 900 | 1000 | 1100 | 1200 | 1300 | 1400 | 1500 | 1600 | 1700 | 1800 | 1900 | 2000 | 2100 | 2200 |
| 20X20X1 (508X508X25) | 0.05 | 0.07 | 0.08 | 0.10 | 0.12 | 0.13 | 0.14 | 0.15 | — | — | — | — | — | — | — | — | — | — |
| 20X24X1 (508X610x25) | — | — | — | 0.08 | 0.09 | 0.10 | 0.11 | 0.13 | 0.14 | 0.15 | 0.16 | — | — | — | — | — | — | — |
| 24X30X1 (610X762x25) | — | — | — | 0.04 | 0.05 | 0.06 | 0.07 | 0.07 | 0.08 | 0.09 | 0.10 | — | — | — | — | — | — | — |
| 24X36X1 (610X914X25) | — | — | — | — | — | — | — | 0.06 | 0.07 | 0.07 | 0.08 | 0.09 | 0.09 | 0.10 | 0.11 | 0.12 | 0.13 | 0.14 |

## Accessory Electric Heat Pressure Drop (IN. W.C.)

| HEATER kW | CFM | | | | | | | |
|---|---|---|---|---|---|---|---|---|
| | 800 | 1000 | 1200 | 1400 | 1600 | 1800 | 2000 | 2200 |
| 5-20 | 0.033 | 0.037 | 0.042 | 0.047 | 0.052 | 0.060 | 0.067 | 0.075 |

**Manufacturer reserves the right to change, at any time, specifications and designs without notice and without obligations.**

## Wet Coil Air Delivery*

| UNIT SIZE | SPEED TAP | TAP COLOR | AIR DELIVERY† | EXTERNAL STATIC PRESSURE (in. W.C.) | | | | | | | | | |
|---|---|---|---|---|---|---|---|---|---|---|---|---|---|
| | | | | 0.1 | 0.2 | 0.3 | 0.4 | 0.5 | 0.6 | 0.7 | 0.8 | 0.9 | 1 |
| 24 | 1 | BLU | SCFM | 905 | 695 | 635 | 580 | 515 | 445 | 385 | 345 | 310 | 275 |
| | 2 | PNK | SCFM | 920 | 830 | 770 | 740 | 690 | 640 | 565 | 505 | 455 | 400 |
| | 3 | RED‡ | SCFM | 1015 | 990 | 935 | 890 | 845 | 800 | 760 | 720 | 665 | 635 |
| | 4 | ORN | SCFM | 1060 | 1030 | 975 | 930 | 890 | 845 | 805 | 760 | 705 | 670 |
| | 5 | BLK | SCFM | 1165 | 1130 | 1085 | 1045 | 1005 | 965 | 925 | 890 | 850 | 810 |
| 30 | 1 | BLU | SCFM | 995 | 875 | 935 | 775 | 690 | 945 | 575 | 520 | 480 | 385 |
| | 2 | PNK | SCFM | 1055 | 1005 | 960 | 915 | 855 | 775 | 735 | 685 | 655 | 610 |
| | 3 | RED‡ | SCFM | 1210 | 1175 | 1135 | 1085 | 1045 | 1005 | 925 | 880 | 840 | 780 |
| | 4 | ORN | SCFM | 1225 | 1180 | 1135 | 1095 | 1055 | 1010 | 955 | 880 | 845 | 815 |
| | 5 | BLK | SCFM | 1355 | 1335 | 1295 | 1255 | 1215 | 1180 | 1140 | 1100 | 1045 | 990 |
| 36 | 1 | BLU | SCFM | 1195 | 1165 | 1120 | 1075 | 1020 | 975 | 930 | 865 | 820 | 765 |
| | 2 | PNK | SCFM | 1250 | 1210 | 1165 | 1115 | 1070 | 1025 | 950 | 910 | 870 | 820 |
| | 3 | RED‡ | SCFM | 1410 | 1370 | 1330 | 1290 | 1245 | 1205 | 1165 | 1120 | 1080 | 1020 |
| | 4 | ORN | SCFM | 1430 | 1380 | 1340 | 1295 | 1255 | 1220 | 1175 | 1135 | 1080 | 1000 |
| | 5 | BLK | SCFM | 1535 | 1495 | 1455 | 1415 | 1375 | 1335 | 1300 | 1260 | 1220 | 1155 |
| 42 | 1 | BLU | SCFM | 1400 | 1360 | 1305 | 1250 | 1200 | 1140 | 1085 | 1035 | 985 | 885 |
| | 2 | PNK | SCFM | 1455 | 1415 | 1365 | 1315 | 1260 | 1200 | 1155 | 1115 | 1070 | 1020 |
| | 3 | RED | SCFM | 1480 | 1425 | 1370 | 1320 | 1265 | 1215 | 1160 | 1105 | 1055 | 1030 |
| | 4 | ORN | SCFM | 1535 | 1505 | 1460 | 1410 | 1360 | 1305 | 1255 | 1210 | 1175 | 1130 |
| | 5 | BLK‡ | SCFM | 1645 | 1600 | 1555 | 1500 | 1455 | 1410 | 1365 | 1315 | 1255 | 1215 |
| 48 | 1 | BLU | SCFM | 1580 | 1545 | 1515 | 1480 | 1440 | 1400 | 1360 | 1345 | 1285 | 1250 |
| | 2 | PNK | SCFM | 1645 | 1610 | 1570 | 1535 | 1500 | 1460 | 1420 | 1380 | 1345 | 1315 |
| | 3 | RED‡ | SCFM | 1750 | 1725 | 1690 | 1655 | 1620 | 1585 | 1550 | 1510 | 1475 | 1440 |
| | 4 | ORN | SCFM | 1780 | 1755 | 1720 | 1690 | 1655 | 1625 | 1590 | 1555 | 1515 | 1480 |
| | 5 | BLK | SCFM | 1905 | 1875 | 1845 | 1815 | 1780 | 1755 | 1720 | 1685 | 1655 | 1625 |
| 60 | 1 | BLU | SCFM | 1705 | 1675 | 1635 | 1600 | 1555 | 1515 | 1470 | 1420 | 1370 | 1320 |
| | 2 | PNK | SCFM | 1755 | 1720 | 1685 | 1645 | 1605 | 1565 | 1525 | 1475 | 1430 | 1380 |
| | 3 | RED‡ | SCFM | 1880 | 1850 | 1815 | 1775 | 1745 | 1705 | 1665 | 1625 | 1590 | 1545 |
| | 4 | ORN | SCFM | 1900 | 1875 | 1840 | 1800 | 1765 | 1730 | 1695 | 1655 | 1620 | 1575 |
| | 5 | BLK | SCFM | 2010 | 1985 | 1950 | 1915 | 1885 | 1850 | 1815 | 1780 | 1745 | 1705 |

*. Air delivery values are based on operating voltage of 230v, wet coil, without filter or electric heater. Deduct filter and electric heater pressure drops to obtain static pressure available for ducting.
†. Standard Cubic Feet per Minute
‡. Factory-shipped cooling speed.

NOTES:
1. Do not operate the unit at a cooling airflow that is less than 350 CFM for each 12,000 Btuh of rated cooling capacity. Evaporator coil frosting may occur at airflows below this point.

## Electrical Data

| MODEL | NOMINAL V-PH-HZ | VOLTAGE RANGE | | COMPRESSOR | | OFM | IFM | NOMINAL ELECTRIC HEAT* | POWER SUPPLY | | |
|---|---|---|---|---|---|---|---|---|---|---|---|
| | | MIN | MAX | RLA | LRA | FLA | FLA | kW | FLA | MCA | MOCP† |
| 24 | 208/230-1-60 | 197 | 253 | 10.3 | 61.6 | 0.9 | 2.7 | -/- | -/- | 16.5 | 25 |
| | | | | | | | | 3.8/5 | 18/20.8 | 39/42.5 | 40/45 |
| | | | | | | | | 5.4/7.2 | 27/31.3 | 50.2/55.6 | 60/60 |
| | | | | | | | | 7.5/10 | 36.1/41.7 | 61.6/68.6 | 70/70 |
| 30 | 208/230-1-60 | 197 | 253 | 12.8 | 72.2 | 0.9 | 3.9 | -/- | -/- | 20.8 | 30 |
| | | | | | | | | 3.8/5 | 18/20.8 | 43.3/46.8 | 45/50 |
| | | | | | | | | 5.4/7.2 | 27/31.3 | 54.6/59.9 | 60/60 |
| | | | | | | | | 7.5/10 | 36.1/41.7 | 65.9/72.9 | 70/80 |
| 36 | 208/230-1-60 | 197 | 253 | 14.7 | 75 | 1.7 | 3.9 | -/- | -/- | 24 | 35 |
| | | | | | | | | 3.8/5 | 18/20.8 | 46.5/50 | 50/50 |
| | | | | | | | | 5.4/7.2 | 27/31.3 | 57.7/63.1 | 60/70 |
| | | | | | | | | 7.5/10 | 36.1/41.7 | 69.1/76.1 | 70/80 |
| | | | | | | | | 11.3/15 | 54.1/62.5 | 91.6/102.1 | 100/110 |
| 42 | 208/230-1-60 | 197 | 253 | 15.9 | 112 | 1.7 | 3.9 | -/- | -/- | 25.5 | 40 |
| | | | | | | | | 3.8/5 | 18/20.8 | 48/51.5 | 50/60 |
| | | | | | | | | 5.4/7.2 | 27/31.3 | 59.2/64.6 | 60/70 |
| | | | | | | | | 7.5/10 | 36.1/41.7 | 70.6/77.6 | 80/80 |
| | | | | | | | | 11.3/15 | 54.1/62.5 | 93.1/103.6 | 100/110 |
| 48 | 208/230-1-60 | 197 | 253 | 20.3 | 130 | 1.7 | 4.5 | -/- | -/- | 31.6 | 45 |
| | | | | | | | | 3.8/5 | 18/20.8 | 54.1/57.6 | 60/60 |
| | | | | | | | | 5.4/7.2 | 27/31.3 | 65.4/70.7 | 70/80 |
| | | | | | | | | 7.5/10 | 36.1/41.7 | 76.7/83.7 | 80/90 |
| | | | | | | | | 11.3/15 | 54.1/62.5 | 99.2/109.7 | 100/110 |
| | | | | | | | | 15/20 | 72.1/83.3 | 121.7/135.7 | 125/150 |
| 60 | 208/230-1-60 | 197 | 253 | 27.4 | 144 | 2.2 | 6.9 | -/- | -/- | 43.3 | 60 |
| | | | | | | | | 3.8/5 | 18/20.8 | 65.8/69.3 | 70/70 |
| | | | | | | | | 5.4/7.2 | 27/31.3 | 77.1/82.4 | 80/90 |
| | | | | | | | | 7.5/10 | 36.1/41.7 | 88.4/95.4 | 90/100 |
| | | | | | | | | 11.3/15 | 54.1/62.5 | 110.9/121.4 | 125/125 |
| | | | | | | | | 15/20 | 72.1/83.3 | 133.4/147.4 | 150/150 |

* kW @ 208/240 - Heater capacity (kW) based on heater voltage of 208v & 240v. If power distribution voltage to unit varies from rated heater voltage, heater kW will vary accordingly.

† HACR Type Circuit Breaker

LEGEND
FLA - Full Load Amps
LRA - Locked Rotor Amps
MCA - Minimum Circuit Amps
MOCP - Maximum Overcurrent Protection
RLA - Rated Load Amps

NOTES:

1. In compliance with NEC (National Electrical Code) requirements for multimotor and combination load equipment (refer to NEC Articles 430 and 440), the overcurrent protective device for the unit shall be Power Supply fuse or circuit breaker.
2. Minimum wire size is based on 60°C copper wire. If other than 60°C wire is used, or if length exceeds wire length in table, determine size from NEC.

**Manufacturer reserves the right to change, at any time, specifications and designs without notice and without obligations.**

## Typical Installation

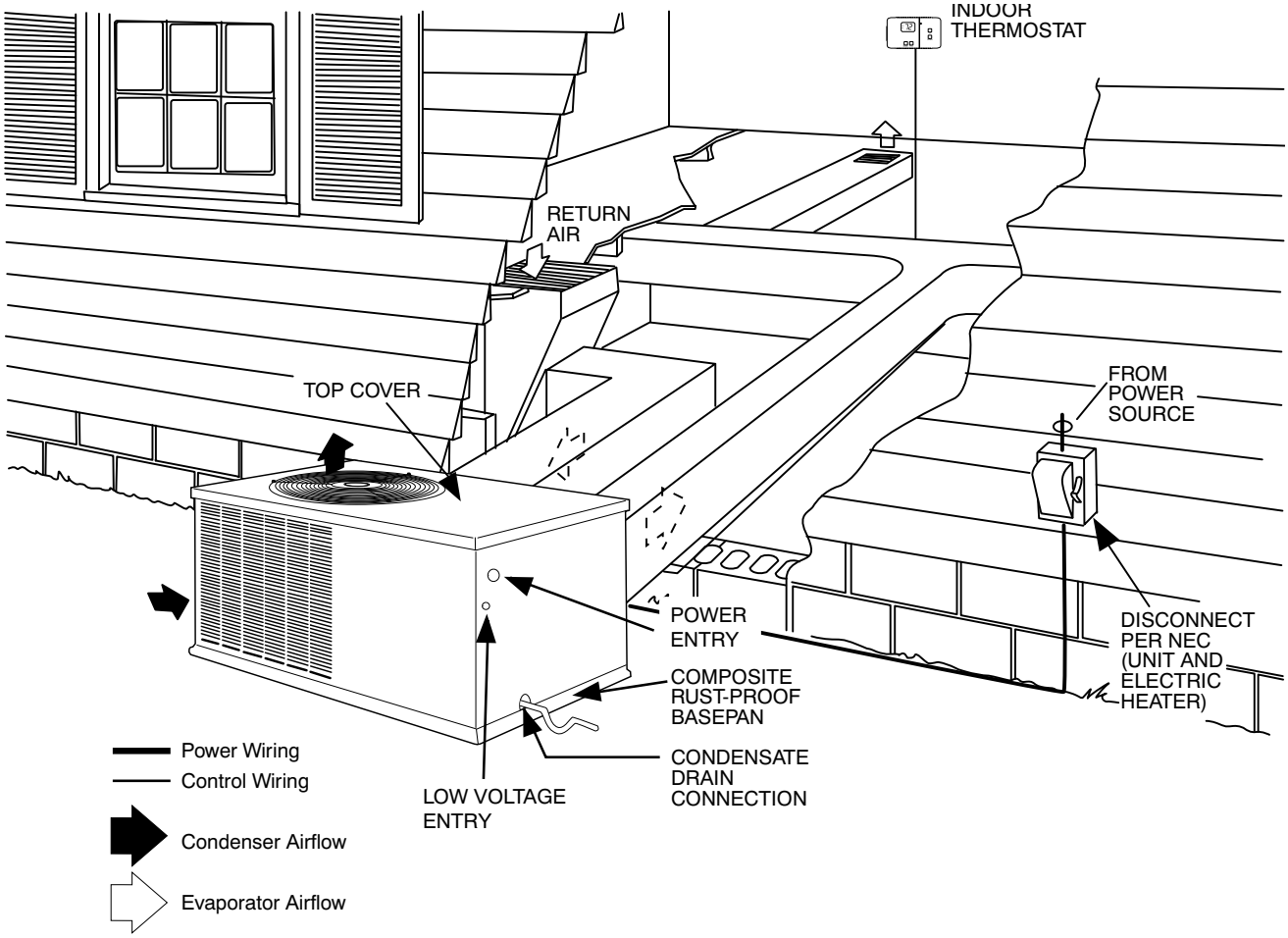


A10135

# Typical Connection Wiring Schematic

## 208/230-1-60

CONNECTION WIRING DIAGRAM

DANGER: ELECTRICAL SHOCK HAZARD DISCONNECT POWER BEFORE SERVICING

USE COPPER CONDUCTORS ONLY
FIELD SUPPLY POWER
208/230 VAC, 60 HZ, 1PH

UNIT ONLY
MAXIMUM WIRE
SIZE 2 AWG.

EQUIPMENT GROUND

CCH (IF USED)

DR @ DB

OFM

CAP

COMPRESSOR PLUG

COMP

SEE NOTE 6

IFM

PRIMARY

TRAN

SECONDARY

SEE NOTE 4

RESISTOR (1000 OHMS)

SEE NOTE #8

FUSE (3AMP)

HPS

CC

DEFROST BOARD

DR

RVS

LPS

DFT

SEE NOTE 10

SEE NOTE 5

24 VOLT THERMISTAT CONNECTIONS

R — RED
O — ORN
W2 — WHT
Y — YEL
C — BRN
G — GRN

ACCESSORY ELECTRIC HEAT 24 VOLT THERMISTAT CONNECTIONS (SEE NOTE 7)

W3 — PNK
W3 — VIO
W2 — GRY
W2 — WHT
C — BRN

ACCESSSORY ELECTRIC HEAT (24 VOLT HEATER RELAY CONNECTIONS)

HR4 BRN
HR3 BRN
HR2 BRN
HR1 BRN

FAN SEQUENCE

"G" ON — "G" OFF

BLOWER OFF DELAY (SECONDS) 0 30 60

SPEED TAP HI MED LOW

DEFROST TIMING SELECTION

INTERVAL TIME — QUIET SHIFT — ON — OFF

FIELD SELECTABLE OPTIONS FOR TIME PERIOD BETWEEN DEFROST CYCLES (MINUTES)
FACTORY DEFROST SETTING IS 60 MIN.

SPEED UP — JUMPERED SPEED UP PINS (USE METAL OBJECT) FIELD SPEED-UP CYCLE

1. DFT MUST BE CLOSED TO INITIATE DEFROST CYCLE. IF NECESSARY, REMOVE DFT CONNECTION BEFORE PLACING JUMPER ACCROSS DFT PINS.
2. AT THE SAME TIME DFT CLOSED, JUMPER "SPEED UP" PINS WITH SMALL SCREW DRIVER UNTIL DEFROST IS INITIATED. THEN REMOVE SCREW DRIVER.
3. SHORTED "SPEED UP" PINS WILL SPEED UP TIMER BY A FACTOR OF 256.

NOTES:
1. IF ANY OF THE ORIGINAL WIRES FURNISHED ARE REPLACED, IT MUST BE REPLACED WITH THE SAME TYPE OF WIRE OR IT'S EQUIVALENT.
2. SEE PRICE PAGES FOR THERMOSTAT.
3. USE CONDUCTORS SUITABLE FOR AT LEAST 75°C (167°F) FOR FIELD INSTALLATION.
4. FACTORY WIRING FOR SPEED SELECTOR PLUG
5. CHANGING OF SPEED TAPS MAY BE REQUIRED WHEN USING FIELD INSTALLED ELECTRIC HEATERS, CONSULT INSTALLATION INSTRUCTIONS TO DETERMINE CORRECT SPEED TAP SETTING.
6. "DO NOT DISCONNECT PLUG UNDER LOAD."
7. MULTI-STAGE HEATER SHOWN. SINGLE STAGE HEATERS HAVE WHITE AND BROWN WIRES ONLY.
8. FUSE MANUFACTURED BY LITTELFUSE, P/N 257003.
9. N.E.C. CLASS 2 24 V
10. CONSULT INSTALLATION INSTRUCTIONS FOR FACTORY SPEED TAP SETTINGS

COLOR CODE

| | |
|---|---|
| BLK | BLACK |
| BLU | BLUE |
| BRN | BROWN |
| GRN | GREEN |
| GRY | GREY |
| G/Y | GREEN/YELLOW |
| ORN | ORANGE |
| PNK | PINK |
| RED | RED |
| VIO | VIOLET |
| WHT | WHITE |
| YEL | YELLOW |

UNIT COMPONENT ARRANGEMENT

OUTDOOR FAN SECTION — OFM

CONTROL BOX AREA — TRAN — CAP — DEFROST BOARD — EQUIP GND — DISCONNECT PER NEC — FIELD SUPPLIED — 24 V. SPLICE BOX — THERMISTAT WIRES — HPS — IFM — LPS — RVS — COMP — DFT

LEGEND

FIELD SPLICE
TERMINAL (MARKED)
TERMINAL (UNMARKED)
SPLICE
FACTORY WIRING
FIELD CONTROL WIRING
FIELD POWER WIRING
ACCESSORY OR OPTIONAL WIRING

| | |
|---|---|
| C | CONTACTOR |
| CAP | CAPACITOR |
| CC | CONTACTOR COIL |
| CCH | CRANK CASE HEATER |
| COMP | COMPRESSOR MOTOR |
| DB | DEFROST BOARD |
| DFT | DEFROST THERMOSTAT |
| DR | DEFROST RELAY |
| GND | GROUND |
| HR | HEATER RELAY |
| IFM | INDOOR FAN MOTOR |
| LPS | LOW PRESSURE SWITCH |
| HPS | HIGH PRESSURE SWITCH |
| OFM | OUTDOOR FAN MOTOR |
| P | PLUG |
| RVS | REVERSING VALVE SOLENOID |
| TRAN | TRANSFORMER |

A210797

# Typical Ladder Wiring Schematic— 208/230-1-60

LADDER WIRING DIAGRAM

DANGER: ELECTRICAL SHOCK HAZARD DISCONNECT POWER BEFORE SERVICING

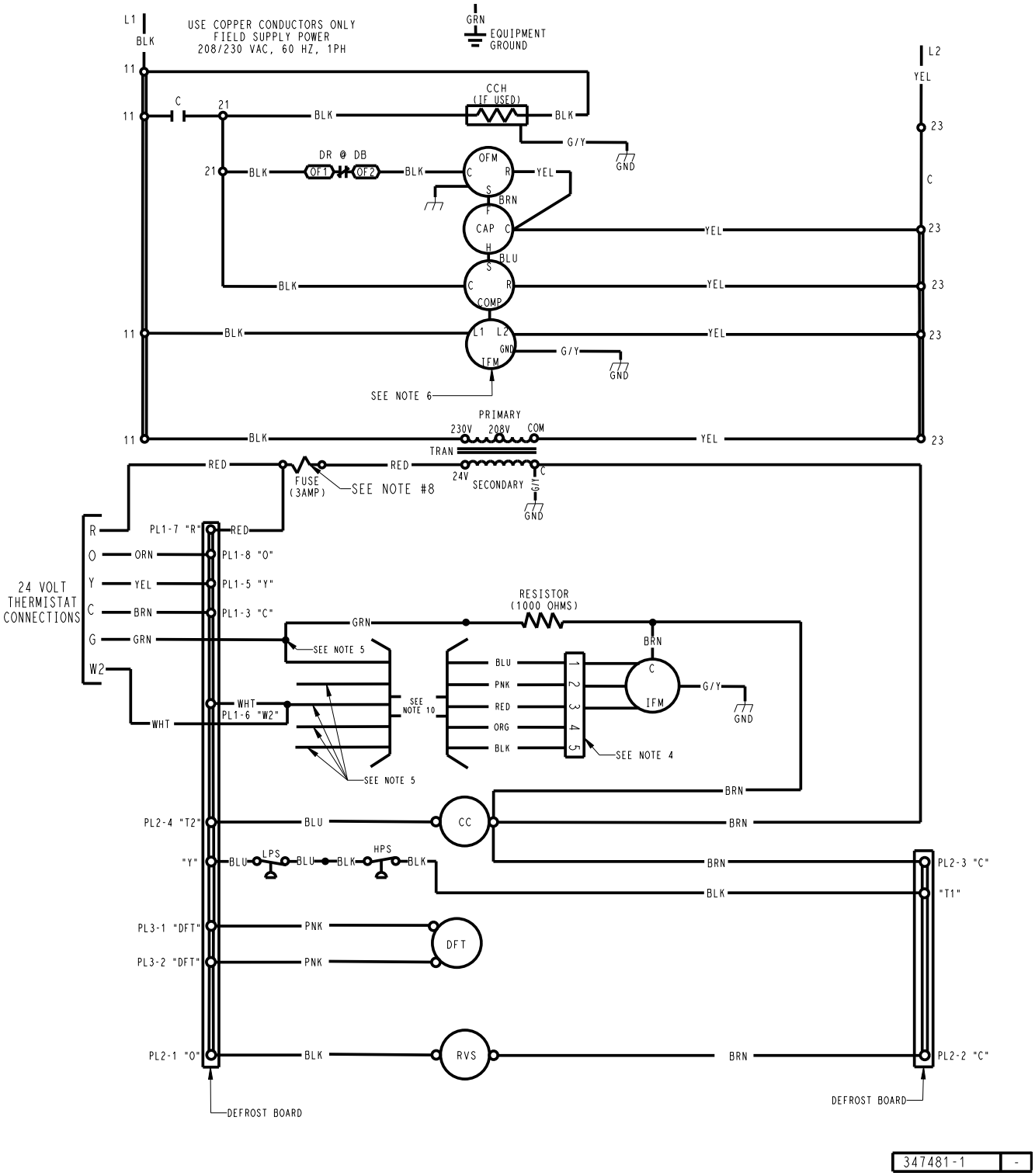

## Typical Wiring Schematic (cont)

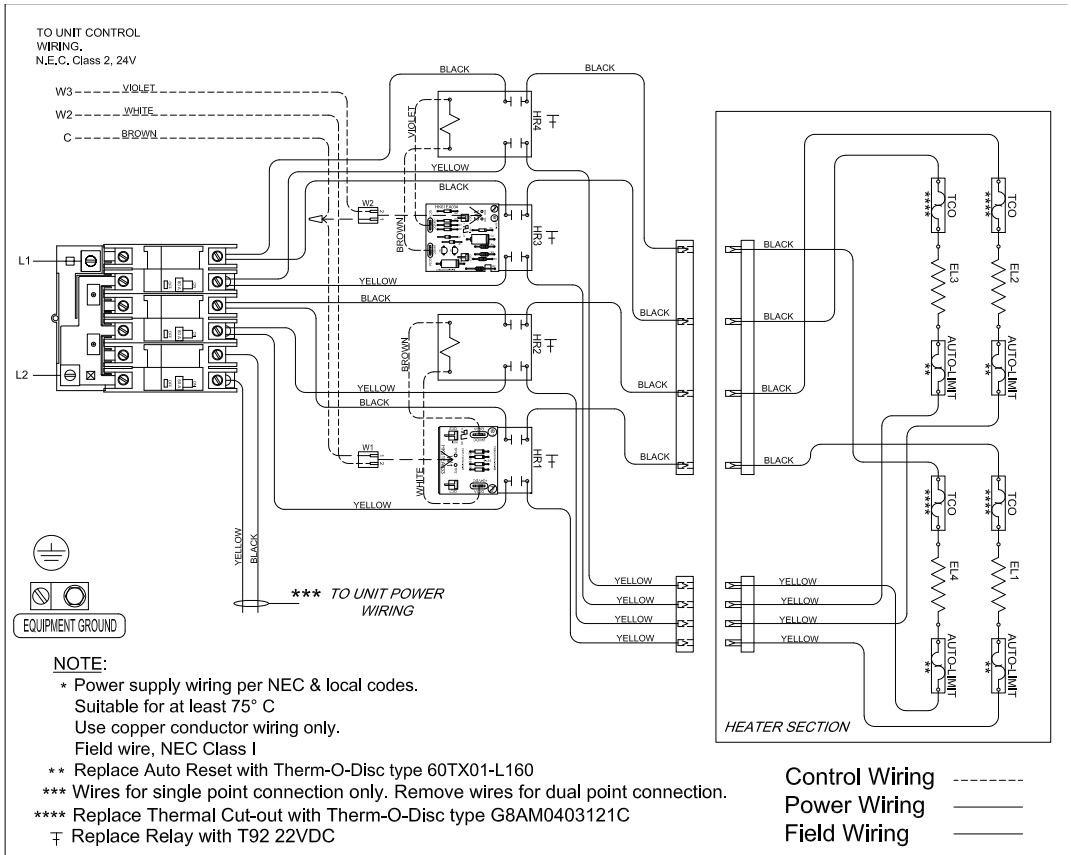


NOTE:
- * Power supply wiring per NEC & local codes.
  Suitable for at least 75° C
  Use copper conductor wiring only.
  Field wire, NEC Class I
- ** Replace Auto Reset with Therm-O-Disc type 60TX01-L160
- *** Wires for single point connection only. Remove wires for dual point connection.
- **** Replace Thermal Cut-out with Therm-O-Disc type G8AM0403121C
- ⊤ Replace Relay with T92 22VDC

Control Wiring --------
Power Wiring ———
Field Wiring ———

| KILOWATTS | VOLTS | PHASE | HERTZ | CONTROL VOLTS | STEPS | HEATER AMPS | CIRCUIT BREAKER | | |
|---|---|---|---|---|---|---|---|---|---|
| | | | | | | | C.B. # 1 | C.B. # 2 | C.B. # 3 |
| 15.0/20.0 | 208/240 | 1 | 60 | 24 AC | 2 | 72.1/83.3 | 50A | 60A | 60A |
| CPHEATER132A03 (110070158) | | | | | | | | | |

A190339

**Accessory Electric Heater Wiring**

## Controls

### Sequence of operation

When power is supplied to unit, the transformer (TRAN) is energized.

**Cooling Operation** — With a call for cooling (O,Y,G), the reversing valve, contactor, and indoor fan are energized. When the cooling demand is met, Y and G are de-energized, shutting off the contactor (compressor, outdoor fan). The indoor fan stops after a 60 second delay.

**Heating Operation** — With a call for heating (Y,G), the contactor and indoor fan are energized. When the heating demand is met, Y and G are de-energized, shutting off the contactor (compressor, outdoor fan). The indoor fan stops after a 60 second delay.

**Continuous Fan** — With the continuous indoor fan option selected on the thermostat, G is continuously energized keeping the indoor fan running at all times.

**Demand Defrost Mode**— The defrost mode is factory set to an initial 60-minute time interval. It may also be adjusted to an initial interval of 30, 90, or 120 minutes. During operation, the control optimizes current defrost time based on the previous defrost interval and previous defrost period. If the previous defrost period is less than 2 minutes for two consecutive defrost cycles the control will lengthen the defrost interval by 15 minutes, up to a maximum of 120 minutes or 30 minutes greater than the original setpoint, whichever comes first. If the previous defrost period is more than 5 minutes for two consecutive defrost cycles the control will shorten the defrost interval by 15 minutes, down to a minimum of 30 minutes or 30 minutes from the original setpoint, whichever is first.

After the defrost condition is satisfied, or after a maximum of 10 minutes in defrost mode, the unit will resume normal heating operation.

## Application Data

Condensate trap — A 2-in. (51 mm) condensate trap must be field supplied.

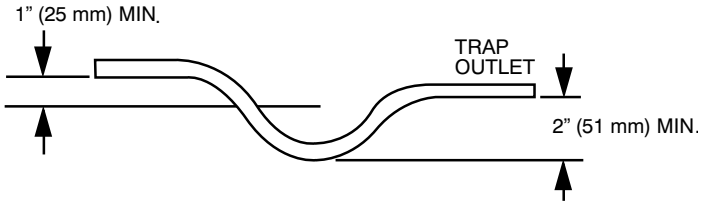


A08001

**Maximum cooling airflow** — To minimize the possibility of condensate blow-off from the evaporator, airflow through the units should not exceed 450 CFM/ton.

**Minimum cooling airflow** — The minimum cooling airflow is 350 CFM/ton.

**Minimum cooling operating outdoor air temperature** — All standard units have a minimum ambient operating temperature of 40°F (4.4°C). With accessory low ambient temperature kit, units can operate at temperatures down to 0°F (-17.8°C).

**Maximum operating outdoor air temperature** — Maximum outdoor operating air temperature for cooling is 125°F (51.7°C).

# Guide Specifications

**SMALL PACKAGED PRODUCT AIR-TO-AIR HEAT PUMP CONSTANT VOLUME APPLICATION**

SIZE RANGE:2 TO 5 TONS, NOMINAL (COOLING)

## General

**SYSTEM DESCRIPTION**

Outdoor packaged, electrically controlled, air-to-air heat pump utilizing a scroll compressor for heating and cooling duty. Unit shall discharge supply air horizontally as shown on contract drawings.

**QUALITY ASSURANCE**

- Unit shall be rated in accordance with AHRI Standards 210/240, and 270. Designed in accordance with UL Standard 1995.
- Unit shall be designed to conform to ASHRAE 15.
- Unit shall be UL listed as a total package for safety requirements.
- Insulation and adhesive shall meet NFPA 90A requirements for flame spread and smoke generation.

**DELIVERY, STORAGE, AND HANDLING**

- Unit shall be stored and handled per manufacturer's recommendations.

## Products

**EQUIPMENT**

**General:**

Factory-assembled, single piece, air-to-air heat pump. Contained within the unit enclosure shall be all factory wiring, piping, controls, and refrigerant charge (R-410A).

**Unit Cabinet:**

- Unit cabinet shall be constructed of phosphated, bonderized, zinc-coated, prepainted steel.
- Basepan shall be made of a single-piece non-corrosive, composite material.
- Indoor fan compartment cabinet surfaces shall be insulated with a minimum 1/2 in. (12.7 mm) thick, flexible insulation, coated on the air side, with aluminum foil-faced insulation.
- Cabinet panels shall be easily removable for servicing.
- Unit shall have a factory-installed, sloped, noncorrosive, condensate drain.
- Unit insulation conforms to ASHRAE 62P.

**Fans:**

Indoor Blower (Indoor Fan):

- Fan shall be multispeed, direct drive as shown on the equipment drawings.
- Fan wheel shall be made from steel, be double-inlet type. It shall have forward-curved blades with a corrosion-resistant finish and shall be dynamically balanced.

Outdoor fan shall be of the direct-driven propeller type with aluminum blades, riveted to corrosion-resistant steel spiders. It shall be dynamically balanced, and shall discharge air upwards.

**Compressor:**

- Fully-hermetic scroll type with external vibration isolation.

**Coils:**

- Indoor coils shall have aluminum-plate fins mechanically bonded to seamless aluminum tubes with all joints brazed. Outdoor coils shall have copper tubes.
- Tube sheet openings shall be bellied to prevent tube wear.
- Outdoor coil shall be protected by metal louvered panels.

**Refrigerant Components:**

- TXV and AccuRater feed system.
- Service gauge connections on suction and discharge lines.
- Equipped with liquid line filter drier.
- Equipped with accumulators on all sizes.

**Controls and Safeties:**

Unit Controls:

- Unit shall be complete with self-contained low voltage control circuit.
- Unit shall incorporate an outdoor coil defrost system to prevent excessive frost accumulation during heating cycle and shall be controlled as follows:
  a. Defrost shall be initiated on the basis of time and coil temperature.
  a. A 30/60/90/120-minute timer shall activate defrost cycle only if coil temperature is low enough to indicate a heavy frost condition.
  b. Defrost cycle shall terminate when defrost thermostat is satisfied or shall have a positive termination time of 10 minutes.

**Safeties:**

- High Pressure Switch
- Loss of Charge Switch

**Operating Characteristics:**

- Unit shall be capable of starting and running at 125°F (51.7°C) ambient outdoor temperature (60 size max ambient is 115°F [46.1°C]).
- Compressor with standard controls shall be capable of operation down to 40°F (4.4°C) ambient outdoor temperature in cooling duty.
- Compressor shall be capable of operation in heating cycle down to -20°F (-28.9°C) ambient outdoor-air temperature.
- Unit shall be capable of simultaneous heating duty and defrost cycle operation when using electric heaters indicated in Section L, Special Features.

**Electrical Requirements:**

All unit power wiring shall enter unit cabinet at a single location.

**Motors:**

- Compressor motors shall be of the refrigerant-cooled type with line break thermal and current overload protection.
- All fan motors shall have permanently lubricated bearings and inherent automatic-reset thermal overload protection.
- Outdoor-fan motor shall be totally enclosed.

**Grille**

- Louvered Grille:
  Louvered grille shall be standard on all units.

**Special Features Available**

- Thermostat:
  To provide for two-stage heating and one-stage cooling in addition to manual or automatic changeover and indoor fan control.
- Low-Ambient Package:
  Shall consist of a solid-state control and outdoor coil temperature sensor for controlling outdoor fan motor operation, which shall allow unit to operate down to 0°F (-17.8°C) outdoor ambient temperature in cooling.
- Crankcase Heater:
  Shall provide anti-floodback protection for low-load cooling applications.
- Electric heaters:
  Electric heater shall be available as a field-installed option.
  Heater elements shall be open wire type, adequately supported and insulated with ceramic bushings.
  Electric heater packages must provide single point power connection capability.
- Compressor Start Kit:
  Shall be available to give a boost to the compressor motor at each start-up.
- Outdoor Thermostat Kit:
  Thermostat allows for staging of electric heaters based on outdoor air temperature.

© 2023 Carrier. All rights reserved.

**Manufacturer reserves the right to change, at any time, specifications and designs without notice and without obligations.**