AIRQUEST®

2024 Residential and Light Commercial

Ductless Product Catalog

Midea
AIRQUEST

Table of Contents

What Is Ductless Technology	**4**
Benefits & Features	**5**
Airquest Ductless Unit Types & Performance Tiers	**6**
Single Zone Residential	**10**
Deluxe Series	**12**
QuietComfort® Series	**16**
Performance Series	**36**
Multi-Zone Residential	**44**
Light Commercial	**50**
Accessories & Additional Information	**66**
Glossary	**72**

THE DIFFERENCE BETWEEN HOT, COLD & COMFORTABLE

Ductless, also called a mini-split, is an extraordinary HVAC system that makes any room comfortable at the push of a button. It's free from long, expansive ductwork. Instead, ductless circulates conditioned refrigerant between an indoor unit and an outdoor unit connected by copper refrigerant tubing and electrical wiring. Additionally, no ductwork means less precious air loss due to leaks. Plus, it delivers a climate-controlled experience directly into one or many rooms of your choice.

WITH AIRQUEST, ROOM-TO-ROOM CLIMATE CONTROL IS A BREEZE

Say goodbye to inconsistent, inaccurate energy distribution. Airquest ductless systems provide an efficient, flexible and customizable heating and cooling solution for a single area of a home or business. Our multi-zone solution individually manages several different zones using one integrated system of indoor and outdoor units.



Single zone systems provide comfort for areas with as little as 350 and as much as 3,000 square feet—like small offices and bedrooms, or big living and cooking areas.



Multi-zone systems can connect as many as five indoor units to a single outdoor unit—with comfort all around the house, using individual controls for zoning and energy savings.

FLEXIBLE & CUSTOMIZABLE

Streamlined, flexible design makes Airquest ductless systems an ideal solution for many spaces and applications, from new additions and old homes to rooms with insufficient climate control.

- New construction and renovations
- Historic or older homes/buildings with no ductwork
- Rooms that are often too hot or too cold
- Basements, attics, garages, and additions
- Multi-family developments, assisted living facilities, hotels, and more

ENERGY EFFICIENT

With no ductwork needed, the system doesn't experience the normal energy loss of a traditional HVAC system. Furthermore, indoor units control individual rooms—heating and cooling spaces only when they're in use. This amounts to significant savings on energy bills.

Our ductless systems utilize inverter compressor technology—allowing each unit to continuously adjust heating and cooling capacities to best match a room's current condition.

EASY INSTALLATION

Since no ductwork is necessary, **ductless is the right solution for the most challenging environments.** Installation is quick, non-intrusive and minimally disruptive to your home or business.

- Indoor units enter the house through a 3-inch pipe. And they're powered by the outdoor unit, so no additional wiring or electrical required.

CONTROL COMFORT FROM ANYWHERE

All indoor units can be made Wi-Fi® compatible with our Wi-Fi® accessory kit. Control and monitor your system on the go with the Midea Air app—available from the App Store® and Google Play™. Features are intuitive and easy to navigate.

***Not all products are Wi-Fi® enabled**

SMART TECHNOLOGY DESIGNED WITH YOU IN MIND

Integrated sensors can direct airflow toward specific individuals in the room, with the ability to link to third-party thermostats for personalized control.

EASY-TO-CLEAN AIR FILTERS

Our filters are specifically manufactured for cleaner air quality and reduced allergens. The filtration systems also allow for easy cleaning and replacing.

Google Play™ is a trademark of Google Inc.
App Store® is a service mark of Apple Inc.

THE SWEET SPOT BETWEEN COLD FRONTS & HEAT WAVES

Show extreme temperatures who's boss.

Our solutions deliver quality performance across a broad range of environments for year-round comfort control. In fact, our ductless systems can heat in temperatures as low as -22° F and cool in those as high as 122° F.

High wall: This is the perfect unit for open floor plans, such as a living room, where air easily circulates, and foot traffic is high. Since it sits high on the wall, the unit stays out of the way to give your room more usable space.



Console: Choose this unit for areas like a sunroom or finished attic, with shorter walls and minimal insulation. This unit sits about six inches off the floor as to not obstruct your view or lighting.



Ducted: This unit is great when you want to leverage the same ductwork for two or more small spaces, like a bathroom and a closet. It can be installed in the ceiling, floor, or wall to keep the unit hidden while still getting the flexibility of a ductless system.

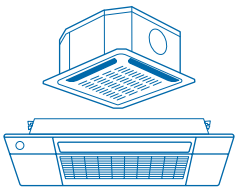

Cassette: This is a great solution when you need four-way directional air flow, like in a home office. The unit recesses into the ceiling and can be placed in the center of the room for optimal comfort and control.

Air Handler: A ductless unit that leverages existing ductwork. A perfect replacement for aging or failing furnaces. Enjoy the benefits of ductless technology without completely overhauling your current systems.

Outdoor units can be strategically placed to minimize noise heard in living spaces or from patios or outdoor gathering spaces. Narrow cabinets make installation possible in small outdoor spaces or on small lots.

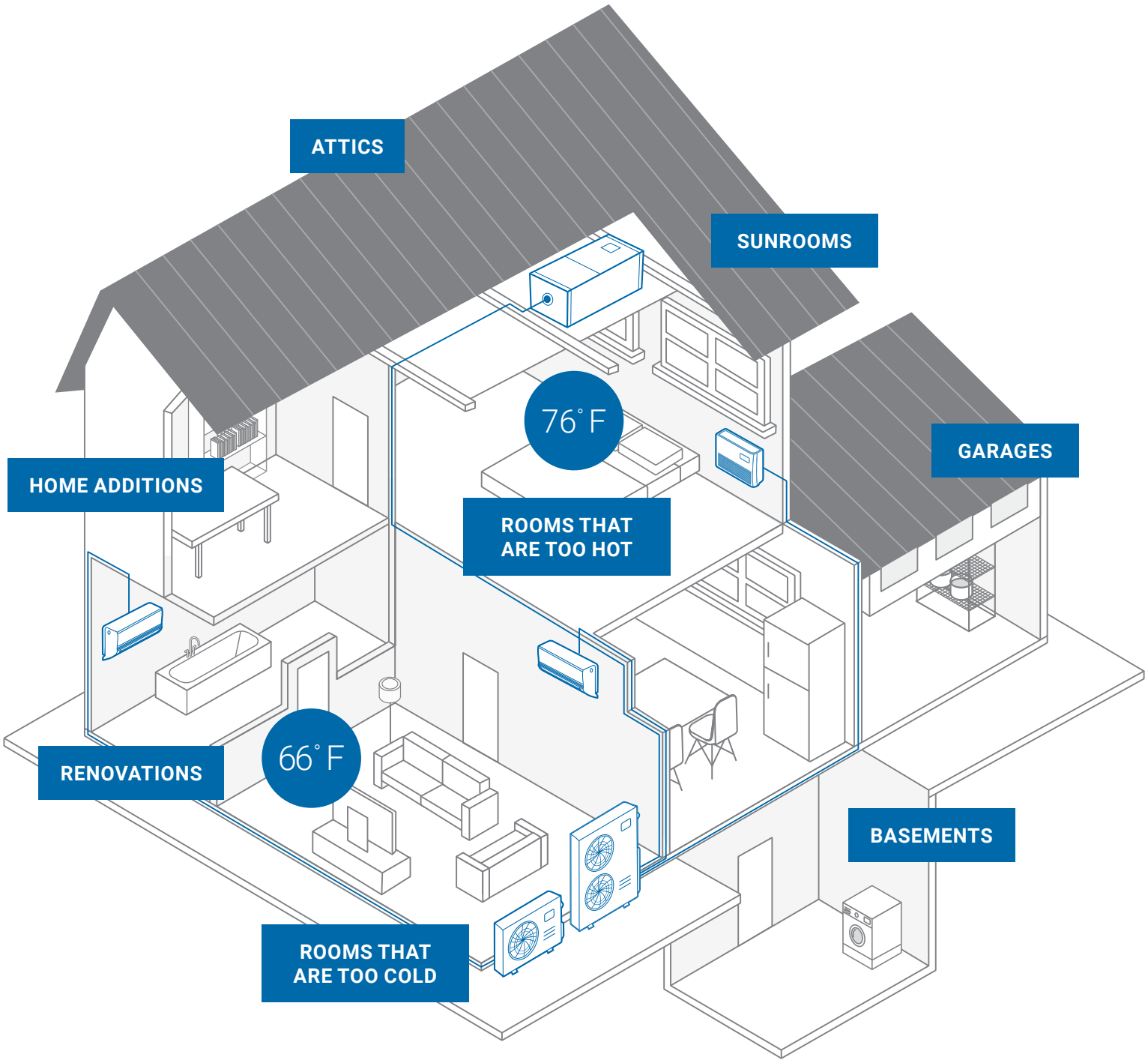
ATTICS
SUNROOMS
76˚ F
GARAGES
HOME ADDITIONS
ROOMS THAT ARE TOO HOT
66˚ F
RENOVATIONS
BASEMENTS
ROOMS THAT ARE TOO COLD

	SINGLE ZONE RESIDENTIAL			MULTI-ZONE RESIDENTIAL		
	Indoor Units		Outdoor Units	Indoor Units		Outdoor Units
DELUXE SERIES	**DLFPHB High Wall** Sizes: 09 / 12	**DLFPHB High Wall** Size: 18	**DLCPRB Outdoor Unit** Sizes: 09 / 12 / 18 Up to 27.0 SEER2 Up to 17.5 HSPF2	**DLFPHB High Wall** Sizes: 09 / 12	**DLFPHB High Wall** Size: 18	
QUIETCOMFORT® SERIES	**DLFSHC High Wall** Sizes: 06 / 09 / 12 / 18 / 24 / 30 / 36	**DLFSOAH One-Way Cassette** Sizes: 06 / 09 OR 12 / 18	**DLCSRB Outdoor Unit** Sizes: 06 / 09 / 12 / 18 / 24 / 30 / 36 Up to 28.1 SEER2 Up to 13.6 HSPF2	**DLFSHC High Wall** Sizes: 06 / 09 / 12 / 18 / 24 / 30 / 36	**DLFSOAH One-Way Cassette** Sizes: 06 / 09 / 12 / 18	**DLCMRB Outdoor Unit** Size: 18R Up to 22.9 SEER2 Up to 10.2 HSPF2
	DLFSCA Cassette Sizes: 09 / 12 / 18	**DLFSCB Cassette** Size: 24		**DLFSCA Cassette** Sizes: 09 / 12 / 18	**DLFSCB Cassette** Size: 24	**DLCMRB Outdoor Unit** Size: 36R **DLCMHB High Heat Outdoor Unit** Sizes: 24HH / 30HH Up to 23.1 SEER2 Up to 10.0 HSPF2
	DLFSDA Ducted Sizes: 09 / 12 / 18 / 24	**DLFSDAH High Static Slim Ducted** Sizes: 09 / 12 / 18 / 24		**DLFSDA Ducted** Sizes: 09 / 12 / 18 / 24	**DLFSDAH High Static Slim Ducted** Sizes: 09 / 12 / 18 / 24	
	DLFSFB Floor Console Size: 12	**DLFSFA Console** Sizes: 18 / 24		**DLFSFB Floor Console** Size: 12	**DLFSFA Console** Sizes: 18 / 24	**DLCMRB Outdoor Unit** Size: 48R **DLCMHB High Heat Outdoor Unit** Sizes: 36HH / 48HH Up to 23.4 SEER2 Up to 10.3 HSPF2
	DLFSAB Air Handler Sizes: 18 / 24 / 30 / 36			**DLFSAB Air Handler** Sizes: 18 / 24 / 30 / 36		
PERFORMANCE SERIES	**DLFEHBA High Wall** Sizes: 09 / 12 / 18 / 24 **Cooling Only**	**DLFEHBH High Wall** Sizes: 09 / 12 / 18 / 24 / 30 / 36 **Heat Pump**	**DLCERCA Outdoor Unit** Sizes: 09 / 12 / 18 / 24 Up to 21.0 SEER2 **Cooling Only** **DLCERBH Outdoor Unit** Sizes: 09 / 12 / 18 / 24 / 30 / 36 Up to 21.7 SEER2 Up to 9.4 HSPF2 **Heat Pump**	**DLFEHBA High Wall** Sizes: 09 / 12 / 18 / 24 **Cooling Only**	**DLFEHBH High Wall** Sizes: 09 / 12 / 18 / 24 / 30 / 36 **Heat Pump**	

LIGHT COMMERCIAL

Indoor Units

DLFLCB Cassette
Sizes: 36 / 48

DLFLFA Console
Sizes: 36 / 48 / 58



DLFLDA Ducted
Sizes: 36 / 48

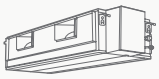

DLFLDA Ducted
Size: 58



DLFLDAH High Static Slim Ducted
Sizes: 36 / 48

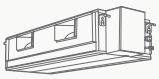

DLFLDAH High Static Slim Ducted
Size: 58

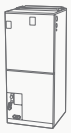

DLFLAB Air Handler
Sizes: 36 / 48 / 60

Outdoor Units

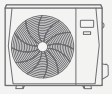

DLCLRC Outdoor Unit
Size: 36
Up to 19.0 SEER2
Up to 10.2 HSPF2

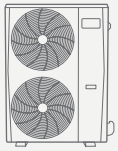

DLCLRC Outdoor Unit
Sizes: 48 / 58
Up to 19.8 SEER2
Up to 10.0 HSPF2

SYSTEM	SIZES	SEER2	HSPF2	PAGE
SINGLE ZONE RESIDENTIAL				
DLCPRB Outdoor Unit	Sizes: 09 / 12 / 18	Up to 27.0 SEER2	Up to 17.5 HSPF2	12-13
DLFPHB High Wall	Sizes: 09 / 12 / 18			14-15
DLCSRB Outdoor Unit	Sizes: 06 / 09 / 12 / 18 / 24 / 30 / 36	Up to 28.1 SEER2	Up to 13.6 HSPF2	16-19
DLFSHC High Wall	Sizes: 06 / 09 / 12 / 18 / 24 / 30 / 36			20-21
DLFSOAH One-Way Cassette	Sizes: 06 / 09 OR 12 / 18			22-23
DLFSCA Cassette	Sizes: 09 / 12 / 18			24-25
DLFSCB Cassette	Size: 24			26-27
DLFSDA Ducted	Sizes: 09 / 12 / 18 / 24			28-29
DLFSDAH High Static Slim Ducted	Sizes: 09 / 12 / 18 / 24			30-31
DLFSAB Air Handler	Sizes: 18 / 24 / 30 / 36			32-33
DLFSFB & DLFSFA Console	Sizes: 12 / 18 / 24			34-35
DLCERCA & DLCERBH Outdoor Unit	Sizes: 09 / 12 / 18 / 24 / 30 / 36	Up to 21.7 SEER2	Up to 9.4 HSPF2	36-39
DLFEHBA & DLFEHBH High Wall	Sizes: 09 / 12 / 18 / 24 / 30 / 36			40-43
MULTI-ZONE RESIDENTIAL				
DLCMRB & DLCMHB Outdoor Unit	Sizes: 18 / 24HH / 30HH / 36 / 36HH / 48 / 48HH	Up to 23.1 SEER2	Up to 10.2 HSPF2	46-49
LIGHT COMMERCIAL				
DLCLRC Outdoor Unit	Sizes: 36 / 48 / 58	Up to 19.8 SEER2	Up to 10.2 HSPF2	52-55
DLFLCB Cassette	Sizes: 36 / 48			56-57
DLFLDA Ducted	Sizes: 36 / 48 / 58			58-59
DLFLDAH High Static Slim Ducted	Sizes: 36 / 48 / 58			60-61
DLFLFA Console	Sizes: 36 / 48 / 58			62-63
DLFLAB Air Handler	Sizes: 36 / 48 / 60			64-65

SINGLE ZONE RESIDENTIAL

DLCPRB Outdoor Unit
Up to 27.0 SEER2
Up to 17.5 HSPF2
Sizes: 09 / 12 / 18

DLFPHB High Wall
Sizes: 09 / 12

DLFPHB High Wall
Size: 18

DLCSRB Outdoor Unit
Up to 28.1 SEER2
Up to 13.6 HSPF2
Sizes: 06 / 09 / 12 / 18 / 24 / 30 / 36

DLFSHC High Wall
Sizes: 06 / 09 / 12 / 18 / 24 / 30 / 36

DLFSOAH One-Way Cassette
Sizes: 06 / 09 OR 12 / 18

DLFSCA Cassette
Sizes: 09 / 12 / 18

DLFSCB Cassette
Size: 24

DLFSDA Ducted
Sizes: 09 / 12 / 18 / 24

DLFSDAH High Static Slim Ducted
Sizes: 09 / 12 / 18 / 24

DLFSAB Air Handler
Sizes: 18 / 24 / 30 / 36

DLFSFB Floor Console
Size: 12

DLFSFA Console
Sizes: 18 / 24

DLCERCA & DLCERBH Outdoor Unit
Up to 21.7 SEER2
Up to 9.4 HSPF2
Sizes: 09 / 12 / 18 / 24 / 30 / 36

DLFEHBA & DLFEHBH High Wall
Sizes: 09 / 12 / 18 / 24 / 30 / 36

DLCPRB OUTDOOR UNIT

AN EFFICIENT OUTDOOR UNIT FOR **PEAK PERFORMANCE & ENERGY SAVINGS**

FEATURES

- 100% Heating capacity at 0° F (-17° C) without wind baffles
- 100% Cooling capacity at -22° F (-30° C)
- Available in 208/230V
- Built-in basepan heater
- Auto-restart function
- Refrigerant leakage detection
- Quiet outdoor operation
- Anti-corrosive fin coating
- Piping length up to 164 ft (50m)
- Cooling operating range: -22° ~ 122° F (-30° ~ 50° C)
- Heating operating range: -22° ~ 75° F (-25° ~ 24° C)

COMPATIBLE WITH:

- DLFPHB High Wall (p 14)

Heat Pump with Basepan Heater

Inverter Compressor

Up to 27.0 SEER2

Up to 17.5 HSPF2

Sizes: 09 / 12 / 18

All systems are ENERGY STAR® certified based on indoor unit pairings

KEY FEATURES

Unrivaled Efficiency
With a SEER2 rating of up to 27.0 and a cooling operating range of -22° F to 122° F, this outdoor unit offers first-rate efficiency without compromising performance.

Virtually Silent Operation
Enjoy a more peaceful outdoor experience with a unit that's nearly silent—operating at as low as 54.0 dB(A).

SPECIFICATIONS:

DLCPRB Outdoor Unit				
Heat Pump				
System				
Size		9K	12K	18K
Outdoor Model		DLCPRBH09AAK	DLCPRBH12AAK	DLCPRBH18AAK
Electrical				
Voltage-Phase-Cycle	V-Ph-Hz	208/230-1-60	208/230-1-60	208/230-1-60
MCA	A.	16	16	25
Recommended Fuse Rating	A.	20	20	30
MOCP - Fuse Rating	A.	20	20	35
Operating Range				
Cooling Outdoor DB Min - Max	° F (° C)	-22~122 (-30~50)	-22~122 (-30~50)	-22~122 (-30~50)
Heating Outdoor DB Min - Max	° F (° C)	-22~75 (-30~24)	-22~75 (-30~24)	-22~75 (-30~24)
Piping				
Total Piping Length	ft (m)	82 (25)	82 (25)	164 (50)
Piping Lift*	ft (m)	32.8 (10)	32.8 (10)	82 (25)
Pipe Connection Size - Liquid	in (mm)	1/4 (6.35)	1/4 (6.35)	3/8 (9.52)
Pipe Connection Size - Suction	in (mm)	1/2 (12.7)	1/2 (12.7)	5/8 (15.9)
Refrigerant				
Type		R410A	R410A	R410A
Charge	lbs (kg)	3.31 (1.5)	3.31 (1.5)	5.73 (2.6)
Outdoor				
Width	in (mm)	35.04 (890)	35.04 (890)	37.24 (946)
Height	in (mm)	26.50 (673)	26.50 (673)	31.89 (810)
Depth	in (mm)	13.46 (342)	13.46 (342)	16.14 (410)
Net Weight	lbs (kg)	101.41 (46)	101.41 (46)	134.48 (61)
Airflow	CFM	1,765	1,765	2,235
Sound Pressure	dB(A)	56.5	56.5	54.0

*Condensing unit above or below indoor unit.

COMPATIBILITY:

Indoor Unit		Outdoor Unit		
		DLCPRBH09AAK	DLCPRBH12AAK	DLCPRBH18AAK
High Wall	DLFPHBH09XAK	•		
	DLFPHBH12XAK		•	
	DLFPHBH18XAK			•

PERFORMANCE:

High Wall				
Indoor Model		DLFPHBH09XAK	DLFPHBH12XAK	DLFPHBH18XAK
ENERGY STAR®		YES	YES	YES
Cooling System Tons		0.75	1.0	1.5
Cooling Rated Capacity	Btu/h	9,000	12,000	18,000
Cooling Cap. Range Min - Max	Btu/h	2,800~16,900	2,800~16,900	6,900~27,000
SEER2		27.0	25.3	26.3
EER2		16.0	13.8	14.5
Heating Rated Capacity (47° F)	Btu/h	12,000	12,000	20,000
Heating Rated Capacity (17° F)	Btu/h	6,900	6,900	11,000
Heating Maximum Capacity (17° F)	Btu/h	18,100	18,100	11,300
Heating Maximum Capacity (5° F)	Btu/h	13,900	13,900	25,400
Heating Cap. Range Min - Max	Btu/h	5,100~19,000	5,100~19,000	9,900~31,000
HSPF2		17.5	11.7	15.5
COP (47° F)	W/W	3.84	3.84	4.30
COP (17° F)	W/W	2.89	2.89	2.80
COP (5° F)	W/W	2.00	2.00	2.00

Manufacturer reserves the right to discontinue, or change at any time, specifications or designs without notice or incurring obligations.

DLFPHB HIGH WALL



Sizes 09 & 12

Size 18

FEATURES

- Modes: Cool, Heat, Dry, Fan, Auto
- Four Fan speeds including Turbo Mode
- Carbon Filter
- Sleep Mode
- Relative Humidity Sensor
- Intelligent Eye (Occupancy Sensor)
- ECO Mode
- Up-Down / Right-Left Louver control (fixed or swing)
- *Follow Me* (senses temperature at handheld remote)
- NEW Drop-Down Motor Feature (18K only)
- Heating Setback (46° F Heating Mode)
- Quiet indoor operation
- Anti-corrosive fin coating

COMPATIBLE WITH:

- DLCPRB Outdoor Unit Single Zone (p 12)
- DLCMRB & DLCMHB Outdoor Unit Multi-Zone (p 46)

HIGH WALL

Sizes: 09 / 12 / 18

All systems are ENERGY STAR® certified based on outdoor unit pairing

KEY FEATURES

Superior Comfort
With innovative features, like the Occupancy Sensor, airflow is directed toward or away from anyone in the room.

Top Tier Performance
Get the most out of a flexible, energy efficient unit with best-in-class performance and ultimate efficiency.

CONTROLS

Wireless Remote Controller included with indoor unit

Optional Wired Remote Controller KSACN0601AAA (7-Day Programmable) Sizes 09 / 12

Optional Wired Remote Controller KSACN0801AAA (7-Day Programmable) Size 18

Wireless Remote Controller

Optional Wired Controller KSACN0601AAA or KSACN0801AAA (7-Day Programmable)

SPECIFICATIONS:

DLFPHB High Wall				
Heat Pump				
System				
Size		9K	12K	18K
Indoor Model		DLFPHBH09XAK	DLFPHBH12XAK	DLFPHBH18XAK
Electrical				
Voltage-Phase-Cycle	V-Ph-Hz	208/230-1-60	208/230-1-60	208/230-1-60
Power Supply		Indoor Unit Powered From Outdoor Unit		
MCA	A.	0.3	0.3	0.625
Operating Range				
Cooling Indoor DB Min - Max	° F (° C)	62~90 (17~32)	62~90 (17~32)	63~90 (17~32)
Heating Indoor DB Min - Max	° F (° C)	32~86 (0~30)	32~86 (0~30)	32~86 (0~30)
Piping				
Pipe Connection Size - Liquid	in (mm)	1/4 (6.35)	1/4 (6.35)	3/8 (9.52)
Pipe Connection Size - Suction	in (mm)	3/8 (9.52)	1/2 (12.7)	5/8 (16)
Indoor				
Unit Width (W)	in (mm)	35.2 (895)	35.2 (895)	44.88 (1140)
Unit Height (H)	in (mm)	11.7 (298)	11.7 (298)	14.57 (370)
Unit Depth (D)	in (mm)	9.8 (248)	9.8 (248)	10.83 (275)
Net Weight	lbs (kg)	28.66 (13)	28.66 (13)	43.65 (19.8)
Number of Fan Speeds		4	4	4
Airflow (lowest to highest)	CFM	144/245/295/345	168/252/306/357	319/414/611/719
Cooling Sound Pressure (lowest to highest)	dB(A)	29/35.5/41.5/45.6	29/35.5/41.5/46.8	36.7/39.2/43.5/52.1
Heating Sound Pressure (lowest to highest)	dB(A)	30.5/36/40.5/44.5	30.5/36/40.5/46.1	36.5/38.2/44.1/52
Air Throw Data	ft (m)	21.98 (6.7)	22.97 (7)	31.5 (9.6)
Moisture Removal	Pint/h (L/h)	2.11 (1.0)	2.54 (1.2)	5.5 (2.6)
Field Drain Pipe Size O.D.	in (mm)	0.625 (16)	0.625 (16)	0.625 (16)

COMPATIBILITY:

Indoor Unit	DLFPHBH09XAK	DLFPHBH12XAK	DLFPHBH18XAK
Outdoor Unit Single Zone*	DLCPRBH09AAK	DLCPRBH12AAK	DLCPRBH18AAK
Outdoor Unit Multi-Zone*	DLCMRBH18BAK	DLCMRBH18BAK	
	DLCMHBH24CAK	DLCMHBH24CAK	
	DLCMHBH30DAK	DLCMHBH30DAK	DLCMHBH30DAK
	DLCMRBH36DAK	DLCMRBH36DAK	DLCMRBH36DAK
	DLCMHBH36DAK	DLCMHBH36DAK	DLCMHBH36DAK
	DLCMRBH48EAK	DLCMRBH48EAK	DLCMRBH48EAK
	DLCMHBH48EAK	DLCMHBH48EAK	DLCMHBH48EAK

*Performance may vary based on the compatible outdoor units.
See respective pages for performance data.

Manufacturer reserves the right to discontinue, or change at any time, specifications or designs without notice or incurring obligations.

DLCSRB OUTDOOR UNIT



HEAT PUMP WITH BASEPAN HEATER

FEATURES

- 100% Heating capacity at -4° F (-20° C)*
- 100% Cooling capacity at -22° F (-30° C) without additional kit
- Available in 208/230V (6-36K) and 115V (12K)
- Built-in basepan heater
- Auto-restart function
- Anti-corrosive fin coating
- Piping length up to 213 ft (65m)
- Cooling operating range: -22° ~ 130° F (-30° ~ 55° C)
- Heating operating range: -22° ~ 86° F (-25° ~ 30° C)

COMPATIBLE WITH:

- DLFSHC High Wall (p 20)
- DLFSOAH One-Way Cassette (p 22)
- DLFSCA Cassette (p 24)
- DLFSCB Cassette (p 26)
- DLFSDA Ducted (p 28)
- DLFSDAH High Static Slim Ducted (p 30)
- DLFSAB Air Handler (p 32)
- DLFSFB Floor Console (p 34)
- DLFSFA Console (p 34)

Heat Pump with Basepan Heater

Inverter Compressor

Up to 28.1 SEER2

Up to 13.6 HSPF2

Sizes: 06 / 09 / 12 / 18 / 24 / 30 / 36 (208-230V); Size 12 (115V)

Select systems are ENERGY STAR® certified based on indoor unit pairing

KEY FEATURES

Extra Low Temperature Heating
Heat output up to 69% of rated capacity at -22° F (-30° C). So, when it's cold outside, it will be warm inside, making this a primary heat source and eliminating the need for a backup.

Rapid Cooling & Heating
After startup, the compressor quickly gets up to maximum speed, cooling or heating the room in minutes.

* For certain models.

PERFORMANCE:

DLFSHC High Wall									
Size		12	6	9	12	18	24	30	36
Indoor Model		DLFSHC12XAJ	DLFSHC06XAK	DLFSHC09XAK	DLFSHC12XAK	DLFSHC18XAK	DLFSHC24XAK	DLFSHC30XAK	DLFSHC36XAK
ENERGY STAR®		YES	YES	YES	YES	YES	YES	NO	NO
Cooling Rated Capacity	Btu/h	12,000	6,000	9,000	12,000	18,000	24,000	30,000	36,000
Cooling Cap. Range Min - Max	Btu/h	3,500~13,200	3,400~12,000	3,300~14,300	3,300~14,300	8,900~19,400	6,850~27,000	8,900~32,600	9,300~38,800
SEER2		23.5	26.5	28.1	25.5	21.5	21.5	20.0	20.0
EER2		13.0	15.8	16.2	14.0	12.5	13.0	11.5	8.5
Heating Rated Capacity (47° F)	Btu/h	12,000	7,000	12,000	12,000	18,000	29,000	30,000	36,000
Heating Rated Capacity (17° F)	Btu/h	8,400	8,500	9,500	10,000	15,000	19,800	19,000	22,400
Heating Rated Capacity (5° F)	Btu/h	7,100	7,500	10,500	12,000	18,000	25,200	20,600	20,400
Heating Maximum Capacity (17° F)	Btu/h	8,500	9,000	12,000	12,000	20,270	27,200	21,200	22,500
Heating Cap. Range Min - Max	Btu/h	5,000~12,200	3,500~11,500	5,000~15,200	5,000~15,300	15,100~19,500	11,600~33,000	12,300~34,100	11,550~37,000
HSPF2		10.0	13.6	11.5	10.4	11.3	11.4	9.2	8.0
COP (47° F)	W/W	3.52	3.92	3.81	3.88	3.10	3.40	2.90	2.51
COP (17° F)	W/W	2.80	2.90	2.53	2.41	2.35	2.87	2.30	2.18
COP (5° F)	W/W	2.18	2.10	1.80	1.80	1.80	1.80	1.94	1.80

PERFORMANCE:

DLFSCA & DLFSCB Cassette					
Size		9	12	18	24
Indoor Model		DLFSCAH09XAK	DLFSCAH12XAK	DLFSCAH18XAK	DLFSCBH24XAK
ENERGY STAR®		YES	YES	YES	NO
Cooling System Tons		0.75	1.00	1.33	2.00
Cooling Rated Capacity	Btu/h	9,000	12,000	16,000	24,000
Cooling Cap. Range Min - Max	Btu/h	2,850~11,100	3,000~13,700	5,600~17,000	8,000~25,000
SEER2		20.5	22.3	20.0	20.5
EER2		13.0	12.7	12.5	11.0
Heating Rated Capacity (47° F)	Btu/h	9,800	12,000	17,000	25,000
Heating Rated Capacity (17° F)	Btu/h	9,000	9,900	15,900	21,000
Heating Maximum Capacity (5° F)	Btu/h	10,000	11,300	16,000	25,800
Heating Maximum Capacity (17° F)	Btu/h	11,800	14,000	17,000	25,800
Heating Cap. Range Min - Max	Btu/h	2,250~12,500	2,000~15,300	8,700~21,000	11,800~27,000
HSPF2		10.3	10.2	9.5	11.5
COP (47° F)	W/W	3.09	3.26	2.95	3.5
COP (17° F)	W/W	1.91	2.54	2.44	2.64
COP (5° F)	W/W	1.80	1.90	1.75	2.00

DLFSDA Ducted					
Size		9	12	18	24
Indoor Model		DLFSDAH09XAK	DLFSDAH12XAK	DLFSDAH18XAK	DLFSDAH24XAK
ENERGY STAR®		YES	YES	YES	YES
Cooling System Tons		0.75	1.0	1.4	2.0
Cooling Rated Capacity	Btu/h	9,000	12,000	16,500	24,000
Cooling Cap. Range Min - Max	Btu/h	2,400~12,500	2,250~14,400	6,500~18,800	6,500~27,800
SEER2		20.2	19.5	18.0	19.2
EER2		13.2	11.7	11.7	12.0
Heating Rated Capacity (47° F)	Btu/h	10,000	12,500	19,000	25,000
Heating Rated Capacity (17° F)	Btu/h	10,100	10,600	15,000	21,000
Heating Rated Capacity (5° F)	Btu/h	10,800	12,100	17,700	27,000
Heating Maximum Capacity (17° F)	Btu/h	11,600	12,600	19,000	24,000
Heating Cap. Range Min - Max	Btu/h	1,700~15,600	1,800~16,300	8,900~22,000	12,200~32,200
HSPF2		12.0	10.0	9.5	10.5
COP (47° F)	W/W	3.37	3.56	2.93	3.30
COP (17° F)	W/W	2.40	2.50	2.27	2.64
COP (5° F)	W/W	1.90	1.96	1.85	2.00

PERFORMANCE:

DLFSFB & DLFSFA Console				
Size		12	18	24
Indoor Model		DLFSFBH12XAK	DLFSFAH18XAK	DLFSFAH24XAK
ENERGY STAR®		YES	YES	YES
Cooling System Tons		1.0	1.42	2.0
Cooling Rated Capacity	Btu/h	12,000	17,000	24,000
Cooling Cap. Range Min - Max	Btu/h	7,600~14,400	7,800~19,900	5,400~26,800
SEER2		24.2	20.5	20.5
EER2		13.3	12.5	11.7
Heating Rated Capacity (47° F)	Btu/h	12,000	18,000	25,000
Heating Rated Capacity (17° F)	Btu/h	10,200	12,000	19,000
Heating Rated Capacity (5° F)	Btu/h	11,600	16,000	25,000
Heating Maximum Capacity (17° F)	Btu/h	12,800	17,000	28,600
Heating Cap. Range Min - Max	Btu/h	5,000~15,700	8,600~21,500	12,500~30,500
HSPF2		10.7	9.8	11.0
COP (47° F)	W/W	4.10	3.01	3.56
COP (17° F)	W/W	2.71	2.30	2.64
COP (5° F)	W/W	2.08	1.80	2.10

DLFSAB Air Handler					
Size		18	24	30	36
Indoor Model		DLFSABH18XBK	DLFSABH24XBK	DLFSABH30XBK	DLFSABH36XBK
ENERGY STAR®		YES	YES	NO	NO
Cooling System Tons		1.5	1.92	2.5	3.0
Cooling Rated Capacity	Btu/h	18,000	23,000	30,000	36,000
Cooling Cap. Max	Btu/h	21,000	25,600	33,600	38,000
SEER2		17.6	18.4	17.5	15.4
EER2		11.7	11.7	11.2	8.2
Heating Rated Capacity (47° F)	Btu/h	19,000	26,000	30,000	38,000
Heating Rated Capacity (17° F)	Btu/h	15,400	16,900	20,500	27,000
Heating Rated Capacity (5° F)	Btu/h	17,600	23,500	20,500	20,900
Heating Maximum Capacity (17° F)	Btu/h	18,200	25,000	22,000	27,200
Heating Cap. Range Min - Max	Btu/h	9,000~21,000	5,600~29,000	12,000~32,000	9,200~43,000
HSPF2		9.6	9.3	8.4	9.0
COP (47° F)	W/W	3.39	3.50	3.52	3.10
COP (17° F)	W/W	2.70	2.39	2.40	2.53
COP (5° F)	W/W	2.00	1.94	1.90	1.79

DLCSRB OUTDOOR UNIT

PERFORMANCE:

DLFSOAH One-Way Cassette					
Size		6	9	12	18
Indoor Model		DLFSOAH09XA3		DLFSOAH18XA3	
ENERGY STAR®		YES	YES	YES	YES
Cooling System Tons		0.5	0.75	1.0	1.5
Cooling Rated Capacity	Btu/h	6,500	9,000	12,000	16,700
Cooling Cap. Range Min - Max	Btu/h	3,600~11,200	3,600~12,200	4,000~14,100	6,100~17,500
SEER2		22.0	24.0	23.0	19.8
EER2		14.5	13.0	13.0	12.5
Heating Rated Capacity (47° F)	Btu/h	9,700	12,000	14,800	20,000
Heating Rated Capacity (17° F)	Btu/h	5,700	9,800	9,500	12,500
Heating Rated Capacity (5° F)	Btu/h	8,000	10,500	11,000	16,700
Heating Maximum Capacity (17° F)	Btu/h	10,000	11,400	11,500	18,800
Heating Cap. Range Min - Max	Btu/h	3,700~12,500	4,800~14,000	4,600~15,000	6,450~21,500
HSPF2		10.8	12.4	10.0	11.2
COP (47° F)	W/W	3.75	3.30	3.56	3.19
COP (17° F)	W/W	2.60	2.35	2.48	2.50
COP (5° F)	W/W	2.00	1.80	1.80	1.80

DLFSDAH High Static Ducted					
Size		9	12	18	24
Indoor Model		DLFSDAH09XH3	DLFSDAH12XH3	DLFSDAH18XH3	DLFSDAH24XH3
ENERGY STAR®		YES	YES	YES	YES
Cooling System Tons		0.75	1.0	1.46	2.0
Cooling Rated Capacity	Btu/h	9,000	12,000	17,500	24,000
Cooling Cap. Range Min - Max	Btu/h	3,450~13,000	4,000~14,000	7,000~18,700	6,500~27,800
SEER2		20.5	20.0	18.0	19.2
EER2		13.6	12.0	12.1	12.0
Heating Rated Capacity (47° F)	Btu/h	9,800	12,000	19,000	25,000
Heating Rated Capacity (17° F)	Btu/h	8,600	9,700	15,700	21,000
Heating Rated Capacity (5° F)	Btu/h	10,800	12,000	18,000	24,000
Heating Maximum Capacity (17° F)	Btu/h	12,000	12,200	20,000	24,000
Heating Cap. Range Min - Max	Btu/h	4,550-14,000	3,600-15,000	5,900-23,000	12,200-32,200
HSPF2		10.0	9.5	10.8	11.1
COP (47° F)	W/W	3.46	3.35	3.71	3.30
COP (17° F)	W/W	2.30	2.58	2.60	2.75
COP (5° F)	W/W	1.90	1.85	2.20	2.00

SPECIFICATIONS:

DLCSRB Outdoor Unit									
Heat Pump									
System									
Size		12	6	9	12	18	24	30	36
Outdoor Model		DLCSRBH12AAJ	DLCSRBH06AAK	DLCSRBH09AAK	DLCSRBH12AAK	DLCSRBH18AAK	DLCSRBH24AAK	DLCSRBH30AAK	DLCSRBH36AAK
Electrical									
Voltage-Phase-Cycle	V-Ph-Hz	115-1-60	208/230-1-60	208/230-1-60	208/230-1-60	208/230-1-60	208/230-1-60	208/230-1-60	208/230-1-60
MCA	A.	19	13	15	15	16	25	23	28
MOCP - Fuse Rating	A.	25	15	15	15	25	35	30	35
Operating Range									
Cooling Outdoor DB Min - Max	° F (° C)	-22~130 (-30~55)	-22~130 (-30~55)	-22~130 (-30~55)	-22~130 (-30~55)	-22~130 (-30~55)	-22~130 (-30~55)	-22~130 (-30~55)	-22~130 (-30~55)
Heating Outdoor DB Min - Max	° F (° C)	-22~86 (-30~30)	-22~86 (-30~30)	-22~86 (-30~30)	-22~86 (-30~30)	-22~86 (-30~30)	-22~86 (-30~30)	-22~86 (-30~30)	-22~86 (-30~30)
Piping									
Total Piping Length	ft (m)	82 (25)	82 (25)	82 (25)	82 (25)	98 (30)	164 (50)	164 (50)	213 (65)
Piping Lift*	ft (m)	32 (10)	32 (10)	32 (10)	32 (10)	65 (20)	82 (25)	82 (25)	98 (30)
Pipe Connection Size - Liquid	in (mm)	1/4 (6.35)	1/4 (6.35)	1/4 (6.35)	1/4 (6.35)	1/4 (6.35)	3/8 (9.52)	3/8 (9.52)	3/8 (9.52)
Pipe Connection Size - Suction	in (mm)	1/2 (12.7)	3/8 (9.52)	3/8 (9.52)	1/2 (12.7)	1/2 (12.7)	5/8 (16)	5/8 (16)	5/8 (16)
Refrigerant									
Type		R410A	R410A	R410A	R410A	R410A	R410A	R410A	R410A
Charge	in (mm)	2.47 (1.12)	2.38 (1.08)	2.6 (1.18)	2.6 (1.18)	4.08 (1.85)	5.73 (2.6)	6.06 (2.75)	7.5 (3.4)
Compressor									
Type		Rotary Inverter							
Outdoor									
Unit Width	in (mm)	30.12 (765)	30.12 (765)	31.69 (805)	31.69 (805)	35.04 (890)	37.24 (946)	37.24 (946)	37.24 (946)
Unit Height	in (mm)	21.85 (555)	21.85 (555)	21.81 (554)	21.81 (554)	26.50 (673)	31.89 (810)	31.89 (810)	31.89 (810)
Unit Depth	in (mm)	11.93 (303)	11.93 (303)	12.99 (330)	12.99 (330)	13.46 (342)	16.14 (410)	16.14 (410)	16.14 (410)
Net Weight	lbs (kg)	66.80 (30.3)	63.71 (28.9)	74.07 (33.6)	73.63 (33.4)	100.97 (45.8)	134.48 (61)	141.76 (64.3)	150.13 (68.1)
Airflow	CFM	794	1,324	1,324	1,324	1,765	2,235	2,235	2,235
Sound Pressure	dB(A)	54.0	54.5	54.5	56.0	59.0	62.0	61.5	61.5

*Condensing unit above or below indoor unit.

COMPATIBILITY:

Indoor Unit		Outdoor Unit								
		DLCSRBH12AAJ	DLCSRBH06AAK	DLCSRBH09AAK	DLCSRBH12AAK	DLCSRBH18AAK	DLCSRBH24AAK	DLCSRBH30AAK	DLCSRBH36AAK	38MARBQ36AB3
High Wall	DLFSHC12XAJ	•								
	DLFSHC06XAK		•							
	DLFSHC09XAK			•						
	DLFSHC12XAK				•					
	DLFSHC18XAK					•				
	DLFSHC24XAK						•			
	DLFSHC30XAK							•		
	DLFSHC36XAK								•	
Cassette	DLFSCAH09XAK			•						
	DLFSCAH12XAK				•					
	DLFSCAH18XAK					•				
	DLFSCBH24XAK						•			
One-Way Cassette	DLFSOAH09XA3		•	•						
	DLFSOAH18XA3				•	•				
Ducted	DLFSDAH09XAK			•						
	DLFSDAH12XAK				•					
	DLFSDAH18XAK					•				
	DLFSDAH24XAK					•	•			
High Static Slim Ducted	DLFSDAH09XH3			•						
	DLFSDAH12XH3				•					
	DLFSDAH18XH3					•				
	DLFSDAH24XH3						•			
Console	DLFSFBH12XAK				•					
	DLFSFAH18XAK					•				
	DLFSFAH24XAK						•			
Air Handler	DLFSABH18XAK					• †				
	DLFSABH24XAK						• †			
	DLFSABH30XAK							• †		
	DLFSABH36XAK									•

Not available/compatible or phased out

• Compatible

† Compatible with phased out outdoor unit models starting with serial number: 5122V10319, see TIC 2022-0021 for additional information

Manufacturer reserves the right to discontinue, or change at any time, specifications or designs without notice or incurring obligations.

HIGH WALL

FEATURES

- Available in 208/230V (6-36K) or 115V (12K)
- Modes: Cool, Heat, Dry, Fan, Auto
- Turbo Mode
- Fully modulating fan speeds
- Sleep Mode
- Up-Down / Left-Right louver control (Fixed or swing)
- Relative Humidity Sensor with percentage and temperature control
- Intelligent Eye (Occupancy sensor)
- ECO Mode
- Heating Setback (46° F heating mode)
- Anti-corrosive fin coating

COMPATIBLE WITH:

- DLCSRB Outdoor Unit Single Zone (p 16)
- DLCMRB & DLCMHB Outdoor Unit Multi-Zone (p 46)

Sizes: 06 / 09 / 12 / 18 / 24 / 30 / 36 (208-230V); Size 12 (115V)

Select systems are ENERGY STAR® certified based on outdoor unit pairings

KEY FEATURES

Time-saving Design
The unit disassembles quickly with a removable filter on top for simplified maintenance. The motor and blower can be serviced without removing the cabinet.

Improved Efficiency & Performance
ECO mode with intelligent eight-hour night cycle program saves up to 60% of energy for improved overnight comfort, efficiency and performance.

Customizable Comfort
Compatible with both single and multi-zone outdoor units for maximum flexibility.

CONTROLS

Wireless Remote Controller included with indoor unit

Optional Wired Remote Controller KSACN0801AAA (7-Day Programmable)

Wireless Remote Controller

Optional Wired Controller KSACN0801AAA (7-Day Programmable)

ACCESSORIES

Wi-Fi® kit KSAIF0601AAA

24V interface for third-party thermostat compatibility KSAIC0401230

SPECIFICATIONS:

DLFSHC High Wall									
Heat Pump									
System									
Size		12	6	9	12	18	24	30	36
Indoor Model		DLFSHCH12XAJ	DLFSHCH06XAK	DLFSHCH09XAK	DLFSHCH12XAK	DLFSHCH18XAK	DLFSHCH24XAK	DLFSHCH30XAK	DLFSHCH36XAK
Electrical									
Voltage-Phase-Cycle	V-Ph-Hz	115-1-60	208/230-1-60	208/230-1-60	208/230-1-60	208/230-1-60	208/230-1-60	208/230-1-60	208/230-1-60
Power Supply		Indoor unit powered from outdoor unit							
Controls									
Wireless Remote Controller (° F / ° C Convertible)		Standard							
Wired Remote Controller (° F / ° C Convertible)		Optional							
24V Interface for 3rd Party Thermostat Control		Optional							
Wi-Fi® Control for Phone App Control		Optional							
Operating Range									
Cooling Outdoor DB Min - Max	° F (° C)	63~90 (17~32)	63~90 (17~32)	63~90 (17~32)	63~90 (17~32)	63~90 (17~32)	63~90 (17~32)	63~90 (17~32)	63~90 (17~32)
Heating Outdoor DB Min - Max	° F (° C)	32~86 (0~30)	32~86 (0~30)	32~86 (0~30)	32~86 (0~30)	32~86 (0~30)	32~86 (0~30)	32~86 (0~30)	32~86 (0~30)
Piping									
Pipe Connection Size - Liquid	in (mm)	1/4 (6.35)	1/4 (6.35)	1/4 (6.35)	1/4 (6.35)	1/4 (6.35)	3/8 (9.52)	3/8 (9.52)	3/8 (9.52)
Pipe Connection Size - Suction	in (mm)	1/2 (12.7)	3/8 (9.52)	1/2 (12.7)	1/2 (12.7)	1/2 (12.7)	5/8 (16)	5/8 (16)	5/8 (16)
Indoor									
Unit Width	in (mm)	31.3 (795)	31.3 (795)	31.3 (795)	31.3 (795)	37.99 (965)	44.88 (1140)	44.88 (1140)	44.88 (1140)
Unit Height	in (mm)	11.61 (295)	11.61 (295)	11.61 (295)	11.61 (295)	12.56 (319)	14.57 (370)	14.57 (370)	14.57 (370)
Unit Depth	in (mm)	8.86 (225)	8.86 (225)	8.86 (225)	8.86 (225)	9.41 (239)	10.83 (275)	10.83 (275)	10.83 (275)
Net Weight	lbs (kg)	22.93 (10.4)	22.71 (10.3)	22.71 (10.3)	22.93 (10.4)	27.12 (12.3)	43.65 (19.8)	43.65 (19.8)	43.65 (19.8)
Number of Fan Speeds		4	4	4	4	4	4	4	4
Airflow (lowest to highest)	CFM	235/294/353/412	176/229/335/382	176/229/335/382	176/229/335/382	306/376/524/635	319/414/611/719	382/505/646/843	382/506/639/843
Sound Pressure (lowest to highest)	dB(A)	24/30/41/47	32/34/38/47	32/34/38/47	30/32/37/47	37/40/46/48	37/39/44/52	38/41/46/52	39/41/46/52
Air Throw Data	ft (m)	27.9 (8.5)	21.3 (7.1)	24.9 (7.6)	26.2 (8.0)	27.9 (8.5)	31.5 (9.6)	33.8 (10.3)	33.8 (10.3)
Moisture Removal	Pint/h (L/h)	2.4 (1.2)	0.67 (0.32)	0.75 (0.35)	2.3 (1.1)	4.6 (2.2)	5.5 (2.6)	7.8 (3.7)	12.1 (5.8)
Field Drain Pipe Size O.D.	in (mm)	5/8 (16)	5/8 (16)	5/8 (16)	5/8 (16)	5/8 (16)	5/8 (16)	5/8 (16)	5/8 (16)

COMPATIBILITY:

Indoor Unit	DLFSHCH12XAJ	DLFSHCH06XAK	DLFSHCH09XAK	DLFSHCH12XAK	DLFSHCH18XAK	DLFSHCH24XAK	DLFSHCH30XAK	DLFSHCH36XAK
Outdoor Unit Single Zone*	DLCSRBH12AAJ	DLCSRBH06AAK	DLCSRBH09AAK	DLCSRBH12AAK	DLCSRBH18AAK	DLCSRBH24AAK	DLCSRBH30AAK	DLCSRBH36AAK
Outdoor Unit Multi-Zone*		DLCMRBH18BAK						
		DLCMHBH24CAK						
		DLCMHBH30DAK						
		DLCMRBH36DAK/DLCMHBH36DAK						
		DLCMRBH48EAK/DLCMHBH48EAK						

*Performance may vary based on the Outdoor Unit selected. See compatible Outdoor Units pages for performance data.

Manufacturer reserves the right to discontinue, or change at any time, specifications or designs without notice or incurring obligations.

ONE-WAY CASSETTE

FEATURES

- Designed to be mounted between 16" joists
- Modes: Cool, Heat, Dry, Fan, Auto
- Turbo Mode
- Four fan speeds
- Sleep Mode
- ECO Mode
- Quiet indoor operation
- Aluminum Golden Hydrophilic pre-coated fins

COMPATIBLE WITH:

- DLCSRB Outdoor Unit Single Zone (p 16)
- DLCMRB & DLCMHB Outdoor Unit Multi-Zone (p 46)

Sizes: 06 / 09 OR 12 / 18

Select systems are ENERGY STAR® certified based on outdoor unit pairings

KEY FEATURES

Flexible Installation
The one-way cassette is designed to be mounted between 16in. joists for a range of installation applications, including corners.

High Efficiency
Achieve up to 24.0 SEER2 and 12.4 HSPF2 with an indoor unit that's inherently energy efficient, no matter the mode.

Dual Capacity
Experience this capability through a dip switch setting on each one-way cassette indoor unit of the 6K / 9K and 12K / 18K sizes.

CONTROLS

Wireless Remote Controller included with indoor unit

Optional Wired Remote Controller KSACN0101AAA (Timer Function)

Optional Wired Remote Controller KSACN0701AAA (7-Day Programmable)

Wireless Remote Controller

Optional Wired Remote Controller KSACN0101AAA (Timer Function)

Optional Wired Controller KSACN0701AAA (7-Day Programmable)

ACCESSORIES

Wi-Fi® kit KSAIF0601AAA

24V interface for compatibility with conventional thermostat KSAIC0301230

SPECIFICATIONS:

DLFSOAH One-Way Cassette			
Heat Pump			
System			
Size		6/9*	12/18*
Indoor Model		DLFSOAH09XA3	DLFSOAH18XA3
Electrical			
Voltage-Phase-Cycle	V-Ph-Hz	208/230-1-60	208/230-1-60
Power Supply		Indoor Unit Powered From Outdoor Unit	
MCA	A.	3.0	3.0
Controls			
Wireless Remote Controller (° F / ° C Convertible)		Standard	
Wired Remote Controller (° F / ° C Convertible)		Optional	
Wi-Fi® for Phone App Control		Optional	
Operating Range			
Cooling Indoor DB Min - Max	° F (° C)	60~90 (16~32)	60~90 (16~32)
Heating Indoor DB Min - Max	° F (° C)	32~86 (0~30)	32~86 (0~30)
Piping			
Pipe Connection Size - Liquid	in (mm)	1/4 (6.35)	1/4 (6.35)
Pipe Connection Size - Suction	in (mm)	3/8 (9.52)	1/2 (12.7)
Indoor Coil			
Face Area	Sq. Ft.	2.81	2.81
No. Rows		2	2
Fins per inch		20	20
Circuits		2	3
Indoor			
Unit Width	in (mm)	50.31 (1278)	50.31 (1278)
Unit Height	in (mm)	8.98 (228)	8.98 (228)
Unit Depth	in (mm)	13.19 (335)	13.19 (335)
Net Weight	lbs (kg)	43.87 (19.9)	45.19(20.5)
Number of Fan Speeds		4	4
Airflow (lowest to highest)	CFM	235/259/294/341	247/282/312/353 - 12K
			207/300/352/400 - 18K
Sound Pressure (lowest to highest)	dB(A)	35/37/38/40	37/40/42/43 - 12K
			38/42/45/47 - 18K
Moisture Removal	Pint/h (L/h)	2.16 (1.02)	3.06 (1.45) - 12K
			4.61 (2.18) - 18K

*Refer to the installation instructions for capacity setting
Performance may vary based on the compatible outdoor units. See respective pages for performance data.

COMPATIBILITY:

Indoor Unit	DLFSOAH09XA3	DLFSOAH09XA3	DLFSOAH18XA3	DLFSOAH18XA3
Outdoor Unit Single Zone	DLCSRBH06AA3	DLCSRBH09AA3	DLCSRBH12AA3*	DLCSRBH18AA3*
Outdoor Unit Multi-Zone	DLCMRBH18BAK			
	DLCMHBH24CAK			
	DLCMHBH30DAK			
	DLCMRBH36DAK			
	DLCMHBH36DAK			
	DLCMRBH48EAK			
	DLCMHBH48EAK			

*IDU must be set to the capacity size matching the ODU, refer to the installation instructions for more information.

Manufacturer reserves the right to discontinue, or change at any time, specifications or designs without notice or incurring obligations.

DLFSCA CASSETTE

CASSETTE

Sizes: 09 / 12 / 18

Select systems are ENERGY STAR® certified based on outdoor unit pairings

FEATURES

- Available in 208/230V
- Modes: Cool, Heat, Dry, Fan, Auto
- Auto-restart function
- Louver control (fixed or swing)
- Three fan speeds
- Outside air intake
- Built-in condensate lift pump
- *Follow Me* (senses temperature at handheld remote)
- Heating Setback (46° F Heating Mode)
- Quiet indoor operation, as low as 27 dB(A)
- Anti-corrosive fin coating
- Grille/ceiling panel 2' x 2' sizes 09 to 18 KSALG0101AAA
- Grille/ceiling panel 3' x 3' size 24 KSALG0201AAA

COMPATIBLE WITH:

- DLCSRB Outdoor Unit Single Zone (p 16)
- DLCMRB & DLCMHB Outdoor Unit Multi-Zone (p 46)

KEY FEATURES

Built-In Condensate Lift Pump
The cassette is supplied with a condensate lift pump that is capable of lifting the water 29.5 in. (750 mm.) above the top of the unit.

Integrated Electrical Components
Easy maintenance with the circuit box inside the unit, provides a more compact size for easier installation.

CONTROLS

Wireless Remote Controller included with indoor unit

Optional Wired Remote Controller KSACN0101AAA (Timer Function)

Wired Remote Controller KSACN0701AAA (7-Day Programmable)

Wireless Remote Controller

Optional Wired Controller KSACN0101AAA (Timer Function)

Wired Controller KSACN0701AAA (7-Day Programmable)

ACCESSORIES

Wi-Fi® kit KSAIF0401AAA

24V interface for third-party thermostat compatibility KSAIC0401230

NOTE: Grille is required; sold separately.

SPECIFICATIONS:

DLFSCA Cassette				
Heat Pump				
System				
Size		9	12	18
Indoor Model		DLFSCAH09XAK	DLFSCAH12XAK	DLFSCAH18XAK
Electrical				
Voltage-Phase-Cycle	V-Ph-Hz	208/230-1-60	208/230-1-60	208/230-1-60
Power Supply		Indoor Unit Powered From Outdoor Unit		
MCA	A.	0.2	0.2	0.2
Controls				
Wireless Remote Controller (° F / ° C Convertible)		Standard		
Wired Remote Controller (° F / ° C Convertible)		Optional		
Operating Range				
Cooling Indoor DB Min - Max	° F (° C)	63~90 (17~32)	63~90 (17~32)	63~90 (17~32)
Heating Indoor DB Min - Max	° F (° C)	32~86 (0~30)	32~86 (0~30)	32~86 (0~30)
Piping				
Pipe Connection Size - Liquid	in (mm)	1/4 (6.35)	1/4 (6.35)	1/4 (6.35)
Pipe Connection Size - Suction	in (mm)	3/8 (9.52)	1/2 (12.7)	1/2 (12.7)
Indoor				
Body Unit Width	in (mm)	22.44 (570)	22.44 (570)	22.44 (570)
Body Unit Height	in (mm)	10.24 (260)	10.24 (260)	10.24 (260)
Body Unit Depth	in (mm)	22.44 (570)	22.44 (570)	22.44 (570)
Body Net Weight	lbs (kg)	35.27 (16)	35.27 (16)	39.68 (18)
Panel Unit Width	in (mm)	25.47 (647)	25.47 (647)	25.47 (647)
Panel Unit Height	in (mm)	1.97 (50)	1.97 (50)	1.97 (50)
Panel Unit Depth	in (mm)	25.47 (647)	25.47 (647)	25.47 (647)
Panel Net Weight	lbs (kg)	5.51 (2.5)	5.51 (2.5)	5.51 (2.5)
Number of Fan Speeds		3	3	3
Airflow (lowest to highest)	CFM	260/320/380	280/340/400	290/350/420
Sound Pressure (lowest to highest)	dB(A)	34/39/44	36/39/42	46/48/50
Air Throw Data	ft (m)	23 (7)	23 (7)	30 (9)
Moisture Removal	Pint/h (L/h)	1.58 (0.75)	2.88 (1.366)	4.26 (2.02)
Field Drain Pipe Size O.D.	in (mm)	1 (25.4)	1 (25.4)	1 (25.4)

Performance may vary based on the compatible outdoor units. See respective pages for performance data.

COMPATIBILITY:

Indoor Unit	DLFSCAH09XAK	DLFSCAH12XAK	DLFSCAH18XAK
Outdoor Unit Single Zone	DLCSRBH09AAK	DLCSRBH12AAK	DLCSRBH18AAK
Outdoor Unit Multi-Zone	DLCMRBH18BAK		
	DLCMRBH18BAK		
	DLCMRAH30BAK		
	DLCMRBH36DAK		
	DLCMRBH48EAK		

Backward compatible with DLCSRB Single Zone and DLCMRB Multi-Zone Systems

Manufacturer reserves the right to discontinue, or change at any time, specifications or designs without notice or incurring obligations.

DLFSCB CASSETTE

CASSETTE

FEATURES

- Modes: Cool, Heat, Dry, Fan, Auto, Turbo
- Louver control (fixed or swing)
- Outside air intake
- Built-in condensate lift pump
- *Follow Me* (senses temperature at handheld remote)
- Heating setback (46° F Heating Mode)
- Quiet indoor operation
- Anti-corrosive fin coating

COMPATIBLE WITH:

- DLCSRB Outdoor Unit Single Zone (p 16)
- DLCMRB & DLCMHB Outdoor Unit Multi-Zone (p 46)

Sizes: 24

Select systems are ENERGY STAR® certified based on outdoor unit pairings

KEY FEATURES

Easier Service & Installation
The cassette is supplied with a condensate lift pump that is capable of lifting the water 29.5 in. (750 mm.) above the top of the unit.

Seamless Connection
Optimized Wi-Fi® connectivity means fewer installation steps for faster, more seamless connections.

Enhanced Design
A new, ergonomic design and larger vents for improved airflow means greater comfort from an unobtrusive indoor unit.

CONTROLS

Wireless Remote Controller included with indoor unit

Optional Wired Remote Controller KSACN0101AAA (Timer Function)

Optional Wired Remote Controller KSACN0701AAA (7-Day Programmable)

Wireless Remote Controller

Optional Wired Controller KSACN0101AAA (Timer Function)

Optional Wired Controller KSACN0701AAA (7-Day Programmable)

SPECIFICATIONS:

DLFSCB Cassette		
Heat Pump		
System		
Size		24
Indoor Model		DLFSCBH24XAK
Electrical		
Voltage-Phase-Cycle	V-Ph-Hz	208/230-1-60
Power Supply		Indoor Unit Powered From Outdoor Unit
MCA	A.	1.0
Controls		
Wireless Remote Controller (° F / ° C Convertible)		Standard
Wired Remote Controller (° F / ° C Convertible)		Optional
Operating Range		
Cooling Indoor DB Min - Max	° F (° C)	60.8~90 (16~32)
Heating Indoor DB Min - Max	° F (° C)	32~86 (0~30)
Piping		
Pipe Connection Size - Liquid	in (mm)	3/8 (9.52)
Pipe Connection Size - Suction	in (mm)	5/8 (15.9)
Indoor		
Body Unit Width	in (mm)	32.68 (830)
Body Unit Height	in (mm)	8.07 (205)
Body Unit Depth	in (mm)	32.68 (830)
Body Net Weight	lbs (kg)	47.18 (21.4)
Panel Unit Width	in (mm)	37.40 (950)
Panel Unit Height	in (mm)	2.17 (55)
Panel Unit Depth	in (mm)	37.40 (950)
Panel Net Weight	lbs (kg)	11.02 (5)
Number of Fan Speeds		4
Airflow (Low to Turbo)	CFM	547/635/706/764
Sound Pressure (lowest to highest)	dB(A)	42/44/47/49
Air Throw Data	ft (m)	14.7 (4.5)
Moisture Removal	Pint/h (L/h)	5.6 (2.6)
Field Drain Pipe Size O.D.	in (mm)	1.0 (25.4)

COMPATIBILITY:

Indoor Unit	DLFSCBH24XAK
Outdoor Unit Single Zone*	DLCSRBH24AAK
Outdoor Unit Multi-Zone*	DLCMRAH36DAK
	DLCMRAH48EAK
	DLCMRBH30DAK
	DLCMRBH36DAK
	DLCMHBH36DAK
	DLCMRBH48EAK
	DLCMHBH48EAK

*Performance may vary based on the compatible outdoor units. See respective pages for performance data.

Manufacturer reserves the right to discontinue, or change at any time, specifications or designs without notice or incurring obligations.

DLFSDA DUCTED

DUCTED

FEATURES

- Modes: Cool, Heat, Dry, Fan, Auto
- Vertical or horizontal installation
- Up to 0.64 in W.C.
- Rear or bottom return
- Variable CFM Operation
- Built-in condensate lift pump
- *Follow Me* (senses temperature at handheld remote)
- Heating Setback (46° F Heating Mode)
- Quiet indoor operation, as low as 30 dB(A)
- Anti-corrosive fin coating

COMPATIBLE WITH:

- DLCSRB Outdoor Unit Single Zone (p 16)
- DLCMRB & DLCMHB Outdoor Unit Multi-Zone (p 46)

Sizes: 09 / 12 / 18 / 24

Select systems are ENERGY STAR® certified based on outdoor unit pairings

KEY FEATURES

Vertical or Horizontal Installation
Designed for maximum installation flexibility with the built-in secondary drain pan, which allows the unit to be mounted vertically for either a floor- or ceiling-concealed installation depending on existing conditions.

Built-In Condensate Lift Pump
Supplied with a condensate lift pump that is capable of lifting the water a maximum of 29.5 in. (750 mm.) above the top of the unit.

CONTROLS

Wireless Remote Controller included with indoor unit

Optional Wired Remote Controller KSACN0101AAA (Timer Function)

Wired Remote Controller KSACN0701AAA (7-Day Programmable) included with indoor unit

Wireless Remote Controller

Optional Wired Controller KSACN0101AAA (Timer Function)

Wired Controller KSACN0701AAA (7-Day Programmable)

ACCESSORIES

Wi-Fi® kit KSAIF0401AAA

24V interface for third-party thermostat compatibility KSAIC0401230

SPECIFICATIONS:

DLFSDA Ducted					
Heat Pump					
System					
Size		9	12	18	24
Indoor Model		DLFSDAH09XAK	DLFSDAH12XAK	DLFSDAH18XAK	DLFSDAH24XAK
Electrical					
Voltage-Phase-Cycle	V-Ph-Hz	208/230-1-60	208/230-1-60	208/230-1-60	208/230-1-60
Power Supply		Indoor Unit Powered From Outdoor Unit			
MCA	A.	1.11	1.11	1.20	1.20
Operating Range					
Cooling Indoor DB Min - Max	° F (° C)	62~90 (17~32)	62~90 (17~32)	62~90 (17~32)	62~90 (17~32)
Heating Indoor DB Min - Max	° F (° C)	32~86 (0~30)	32~86 (0~30)	32~86 (0~30)	32~86 (0~30)
Piping					
Pipe Connection Size - Liquid	in (mm)	1/4 (6.35)	1/4 (6.35)	1/4 (6.35)	3/8 (9.52)
Pipe Connection Size - Suction	in (mm)	3/8 (9.52)	1/2 (12.7)	1/2 (12.7)	5/8 (16)
Indoor					
Unit Width	in (mm)	27.56 (700)	27.56 (700)	34.65 (880)	43.31 (1100)
Unit Height	in (mm)	7.87 (200)	7.87 (200)	8.27 (210)	9.8 (249)
Unit Depth	in (mm)	19.92 (506)	19.92 (506)	26.54 (674)	30.47 (774)
Net Weight	lbs (kg)	43.56 (19.8)	43.56 (19.8)	54 (24.5)	86.86 (39.4)
Number of Fan Speeds		3	3	3	3
Airflow (lowest to highest)	CFM	147/211/264	176/282/353	300/400/480	440/700/780
Sound Pressure (lowest to highest)	dB(A)	30/34/38	35/37/39	35/37/39	35.5/40/44
Max. Static Pressure	in W.C.	0.20	0.20	0.40	0.64
Field Drain Pipe Size O.D.	in (mm)	1 (25.4)	1 (25.4)	1 (25.4)	1 (25.4)

COMPATIBILITY:

Indoor Unit	DLFSDAH09XAK	DLFSDAH12XAK	DLFSDAH18XAK	DLFSDAH24XAK
Outdoor Unit Single Zone*	DLCSRBH09AAK	DLCSRBH12AAK	DLCSRBH18AAK	DLCSRBH24AAK
Outdoor Unit Multi-Zone*	DLCMRBH18BAK			
	DLCMRBH24CAK			
	DLCMRBH36DAK			
	DLCMRBH48EAK			

*Performance may vary based on the compatible outdoor units. See respective pages for performance data.

Manufacturer reserves the right to discontinue, or change at any time, specifications or designs without notice or incurring obligations.



HIGH STATIC SLIM DUCTED

FEATURES

- Vertical or horizontal installation
- External static pressures of up to 0.80 in W.C.
- Constant air volume control
- Modes: Cool, Heat, Dry, Fan, Auto
- Rear or bottom return
- Outside air intake
- Built-in condensate lift pump
- *Follow Me* (senses temperature at handheld remote)
- Quiet indoor operation, as low as 35 dB(A)

COMPATIBLE WITH:

- DLCSRB Outdoor Unit Single Zone (p 16)
- DLCMRB & DLCMHB Outdoor Unit Multi-Zone (p 46)

Sizes: 09 / 12 / 18 / 24

Select systems are ENERGY STAR® certified based on outdoor unit pairings

KEY FEATURES

Discrete Design
A slim duct design, recessed installation and exterior connection via flexible refrigerant tubing allow this unit to integrate seamlessly into existing architecture and new construction.

Improved Indoor Air Quality
Each unit comes equipped with a washable, reusable filter for simple, cost-effective servicing. And with the ability to accommodate filters rated up to MERV 13, customers can benefit from the gold standard in indoor air quality technology without sacrificing performance or efficiency.

CONTROLS

Wireless Remote Controller included with indoor unit

Optional Wired Remote Controller KSACN0101AAA (Timer Function)

Optional Wired Remote Controller KSACN0701AAA (7-Day Programmable)

Wireless Remote Controller

Optional Wired Controller KSACN0101AAA (Timer Function)

Optional Wired Controller KSACN0701AAA (7-Day Programmable)

ACCESSORIES

Wi-Fi® kit KSAIF0401AAA

24V interface kit 230V KSAIC0301230

SPECIFICATIONS:

DLFSDAH High Static Slim Ducted					
Heat Pump					
System					
Size		9	12	18	24
Indoor Model		DLFSDAH09XH3	DLFSDAH12XH3	DLFSDAH18XH3	DLFSDAH24XH3
Electrical					
Voltage-Phase-Cycle	V-Ph-Hz	208/230-1-60	208/230-1-60	208/230-1-60	208/230-1-60
Power Supply		Indoor Unit Powered From Outdoor Unit			
MCA	A.	3.0	3.0	3.0	3.0
Controls					
Wireless Remote Controller (° F / ° C Convertible)		Standard			
Wired Remote Controller (° F / ° C Convertible)		Standard			
24V Interface for Third-Party Thermostat Control		Optional			
Wi-Fi® Control for Phone App Control		Optional			
Operating Range					
Cooling Indoor DB Min - Max	° F (° C)	62~90 (16~32)	62~90 (16~32)	62~90 (16~32)	62~90 (16~32)
Heating Indoor DB Min - Max	° F (° C)	59~84 (15~29)	59~84 (15~29)	59~84 (15~29)	59~84 (15~29)
Piping					
Pipe Connection Size - Liquid	in (mm)	1/4 (6.35)	1/4 (6.35)	1/4 (6.35)	3/8 (9.52)
Pipe Connection Size - Suction	in (mm)	3/8 (9.52)	1/2 (12.7)	1/2 (12.7)	5/8 (16)
Indoor					
Unit Width	in (mm)	34.65 (880)	43.31 (1100)	43.31 (1100)	43.31 (1100)
Unit Height	in (mm)	8.27 (210)	9.80 (249)	9.80 (249)	9.80 (249)
Unit Depth	in (mm)	26.54 (674)	30.47 (774)	30.47 (774)	30.47 (774)
Net Weight	lbs (kg)	55.34 (25.1)	83.11 (37.7)	88.18 (40)	87.52 (39.7)
Number of Fan Speeds		3	3	3	3
Airflow (lowest to highest)	CFM	176/235/300	176/294/400	619/812/949	642/861/1045
Sound Pressure (lowest to highest)	dB(A)	30/32/38	36/37/39	29/33/36	33/36/38
Max Static Pressure	in W.C.	0.64	0.64	0.68	0.80
Field Drain Pipe Size O.D.	in (mm)	2.64 (1.25)	1.0 (25.4)	1.0 (25.4)	1.0 (25.4)

Performance may vary based on the compatible outdoor units. See respective pages for performance data.

COMPATIBILITY:

Indoor Unit	DLFSDAH09XH3	DLFSDAH12XH3	DLFSDAH18XH3	DLFSDAH24XH3
Outdoor Unit Single Zone	DLCSRBH09AAK	DLCSRBH12AAK	DLCSRBH18AAK	DLCSRBH24AAK
Outdoor Unit Multi-Zone	DLCMHBH24CAK			
	DLCMHBH30DAK			
	DLCMRBH36DAK			
	DLCMHBH36DAK			
	DLCMRBH48EAK			
	DLCMHBH48EAK			

For Sizes 36, 48 and 58, refer to the Light Commercial Section
Backward compatible with DLCSRB Single Zone and DLCMRB & DLCMHB Multi-Zone Systems

Manufacturer reserves the right to discontinue, or change at any time, specifications or designs without notice or incurring obligations.

DLFSAB AIR HANDLER

AIR HANDLER

FEATURES

- Modes: Cool, Heat, Dry, Fan, Auto
- 4-way installation (Upflow, Downflow, Right, Left)
- New aluminum coil
- Automatic Airflow Technology with static pressure up to 0.8 in W.C.
- Less than 2% air leakage
- Easy maintenance
- Quiet indoor operation
- Anti-corrosive fin coating

COMPATIBLE WITH:

- DLCSRB Outdoor Unit Single Zone (p 16)
- DLCMRB & DLCMHB Outdoor Unit Multi-Zone (p 46)

Sizes: 18 / 24 / 30 / 36

Select systems are ENERGY STAR® certified based on outdoor unit pairings

KEY FEATURES

Unmatched Maintenance Simplicity
With a top panel and an indoor coil that can be easily removed, get faster access to the core parts of the unit needed for service. You only need to remove two screws!

Less Complex Electronics
Having only two integrated printed circuit boards means the electronic components are less complicated. One is the main control board, and the other is the function board for the 24V interface, dip switch, wired controller and LED display.

Easier Access to Electric Heater
This single-piece construction enables easy installation and maintenance.

Modular Slide Design
The indoor coil can be easily pulled out through the slide track for quick and easy maintenance.

CONTROLS

Wireless Remote Controller included with indoor unit

24V interface for third-party thermostat compatibility built-in

WARRANTY

Limited Warranty*

10-year limited to original purchaser on compressor and parts upon timely registration, otherwise 5 years.

*For residential applications. See warranty for full details.

SPECIFICATIONS:

DLFSAB Air Handler					
Heat Pump					
System					
Size		18	24	30	36
Indoor Model		DLFSABH18XBK	DLFSABH24XBK	DLFSABH30XBK	DLFSABH36XBK
Electrical					
Voltage-Phase-Cycle	V-Ph-Hz	208/230-1-60	208/230-1-60	208/230-1-60	208/230-1-60
Power Supply		Indoor Unit Powered by Outdoor Unit			
MCA	A.	3.0	4.0	4.5	5.0
Controls					
Wireless Remote Controller (° F/° C Convertible)		Standard			
Third-Party Thermostat Compatibility		Standard			
Operating Range					
Cooling Indoor DB Min - Max	° F (° C)	62~90 (17~32)	62~90 (17~32)	62~90 (17~32)	62~90 (17~32)
Heating Indoor DB Min - Max	° F (° C)	32~86 (0~30)	32~86 (0~30)	32~86 (0~30)	32~86 (0~30)
Piping					
Pipe Connection Size - Liquid	in (mm)	1/4 (6.35)	3/8 (9.52)	3/8 (9.52)	3/8 (9.52)
Pipe Connection Size - Suction	in (mm)	1/2 (12.7)	5/8 (16)	5/8 (15.9)	5/8 (15.9)
Indoor					
Unit Width	in (mm)	17.5 (445)	17.5 (445)	21 (534)	21 (534)
Unit Height	in (mm)	45 (1143)	45 (1143)	49 (1245)	49 (1245)
Unit Depth	in (mm)	21 (534)	21 (534)	21 (534)	21 (534)
Net Weight	lbs (kg)	106.7 (48.4)	106.7 (48.4)	129.63 (58.8)	129.63 (58.8)
Number of Fan Speeds		4	4	4	4
Airflow (lowest to highest)	CFM	488/529/576/618	629/694/759/824	712/806/894/1088	865/971/1082/1188
Sound Pressure - Cooling (lowest to highest)	dB(A)	35.2/35.7/36.4/37.2	38.2/39.9/41.0/42.5	35.8/38.1/40.4/42.7	41.4/44.0/48.5
Sound Pressure - Heating (lowest to highest)	dB(A)	28.9/30.5/33.6/34.2	32.2/35.8/39.5/40.5	42.4/39.3/33.1/28.2	45.1/39.0/33.10
Max Static Pressure	in W.C.	0.8	0.8	0.8	0.8
Field Drain Pipe Size O.D.	in (mm)	3/4 (19.1)	3/4 (19.1)	3/4 (19.1)	3/4 (19.1)

*Performance may vary based on the compatible outdoor units. See respective pages for performance data.

COMPATIBILITY:

Indoor Unit	DLFSABH18XBK	DLFSABH24XBK	DLFSABH30XBK	DLFSABH36XBK
Outdoor Unit Single Zone	DLCSRBH18AAK	DLCSRBH24AAK	DLCSRBH30AAK	DLCSRBH36ABK
Outdoor Unit Multi-Zone	DLCMHBH24CAK			
	DLCMHBH30DAK	DLCMHBH30DAK		
	DLCMRBH36DAK	DLCMRBH36DAK		
	DLCMHBH36DAK	DLCMHBH36DAK		
	DLCMRBH48EAK	DLCMRBH48EAK	DLCMRBH48EAK	DLCMRBH48EAK
	DLCMHBH48EAK	DLCMHBH48EAK	DLCMHBH48EAK	DLCMHBH48EAK

Multi-Zone Configuration:

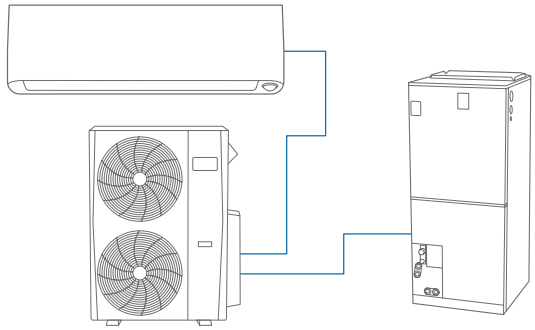

Manufacturer reserves the right to discontinue, or change at any time, specifications or designs without notice or incurring obligations.

DLFSFB & DLFSFA CONSOLE

Console Sizes 18 & 24
DLFSFA

Floor Console Size 12
DLFSFB

CONSOLE

Sizes: 12 / 18 / 24

Select systems are ENERGY STAR® certified based on outdoor unit pairings

FEATURES

- Available in 208/230V
- Modes: Cool, Heat, Dry, Fan, Auto
- Auto-restart function
- Size 12 capable of being mounted on floor only
- Sizes 18-24 capable of being mounted on floor or ceiling
- Louver control (fixed or swing)
- Three fan speeds
- Air discharge from top and bottom (size 12 only)
- *Follow Me* (senses temperature at handheld remote)
- Heating Setback (46° F Heating Mode)
- Quiet indoor operation, as low as 34 dB(A)
- Anti-corrosive fin coating

COMPATIBLE WITH:

- DLCSRB Outdoor Unit Single Zone (p 16)
- DLCMRB & DLCMHB Outdoor Unit Multi-Zone (p 46)

KEY FEATURES

2-Way Optional Air Outlet
For up and down air-outlet or up air-outlet. Only on size 12.

Outside Air Intake
Outside air can be brought into the room through the connection available on the indoor unit, which helps meet the ventilation requirement. Only on sizes 18-24.

CONTROLS

Wireless Remote Controller included with indoor unit

Optional Wired Remote Controller KSACN0601AAA (7-Day Programmable) size 12

Optional Wired Remote Controller KSACN0701AAA (7-Day Programmable) sizes 18 and 24

Wireless Remote Controller

Optional Wired Controller KSACN0601AAA or KSACN0701AAA (7-Day Programmable)

ACCESSORIES

Wi-Fi® kit (sizes 18-24) KSAIF0401AAA

24V interface for third-party thermostat compatibility KSAIC0401230

SPECIFICATIONS:

DLFSFB & DLFSFA Console				
Heat Pump				
System				
Size		12	18	24
Indoor Model		DLFSFBH12XAK	DLFSFAH18XAK	DLFSFAH24XAK
Electrical				
Voltage-Phase-Cycle	V-Ph-Hz	208/230-1-60	208/230-1-60	208/230-1-60
Power Supply		Indoor Unit Powered From Outdoor Unit		
MCA	A.	3.0	1.0	1.0
Operating Range				
Cooling Indoor DB Min - Max	° F (° C)	60~90 (16~32)	62~90 (17~32)	62~90 (17~32)
Heating Indoor DB Min - Max	° F (° C)	32~86 (0~30)	32~86 (0~30)	32~86 (0~30)
Piping				
Pipe Connection Size - Liquid	in (mm)	1/4 (6.35)	1/4 (6.35)	3/8 (9.52)
Pipe Connection Size - Suction	in (mm)	1/2 (12.7)	1/2 (12.7)	5/8 (16)
Indoor				
Unit Width	in (mm)	31.26(794)	42.05 (1068)	42.05 (1068)
Unit Height	in (mm)	24.45 (621)	26.57 (675)	26.57 (675)
Unit Depth	in (mm)	7.87 (200)	9.25 (235)	9.25 (235)
Net Weight	lbs (kg)	32.85 (14.9)	55.12 (25)	58.42 (26.5)
Number of Fan Speeds		4	3	3
Airflow (lowest to highest)	CFM	265/324/376/441	420/485/550	600/710/760
Sound Pressure (lowest to highest)	dB(A)	33/36/39/42	39/44/47	46/50/52
Air Throw Data	ft (m)	19.7 (6.0)	26 (8)	21.75 (6.63)
Field Drain Pipe Size O.D.	in (mm)	5/8 (17)	1 (25.4)	1 (25.4)

COMPATIBILITY:

Indoor Unit	DLFSFBH12XAK	DLFSFAH18XAK	DLFSFAH24XAK
Outdoor Unit Single Zone	DLCSRBH12AAK	DLCSRBH18AAK	DLCSRBH24AAK
Outdoor Unit Multi-Zone	DLCMRBH18BAK		
	DLCMHBH24CAK		
	DLCMHBH30DAK		
	DLCMRBH36DAK		
	DLCMHBH36DAK		

*Performance may vary based on the compatible outdoor units. See respective pages for performance data.

Manufacturer reserves the right to discontinue, or change at any time, specifications or designs without notice or incurring obligations.

DLCERCA & DLCERBH OUTDOOR UNIT

COOLING ONLY & HEAT PUMP

FEATURES

- Cost competitive
- Factory installed basepan heater
- Factory installed crankcase heater
- Auto-restart function
- Condenser high-temperature protection
- Refrigerant leakage detection
- Quiet outdoor operation
- Anti-corrosive fin coating

COMPATIBLE WITH:

- DLFEHBA High Wall Cooling Only (p 40)
- DLFEHBH High Wall Heat Pump (p 40)

Cooling Only - DLCERCA

Sizes: 09 / 12 / 18 / 24 / 30 / 36

Heat Pump with Basepan Heater - DLCERBH

Sizes: 09 / 12 / 18 / 24

Up to 21.7 SEER2

Up to 9.4 HSPF2

KEY FEATURES

Easy Maintenance
Simple and fast installation and maintenance means less system downtime and costs.

Small Physical Size
With an optimized cabinet design and small footprint, the unit is unobtrusive and quiet.

SPECIFICATIONS:

DLCERBH Outdoor Unit									
Heat Pump									
System									
Size		09	12	09	12	18	24	30	36
Outdoor Model		DLCERBH09AAJ	DLCERBH12AAJ	DLCERBH09AAK	DLCERBH12AAK	DLCERBH18AAK	DLCERBH24AAK	DLCERBH30AAK	DLCERBH36AAK
Electrical									
Voltage-Phase-Cycle	V-Ph-Hz	115-1-60	115-1-60	208/230-1-60	208/230-1-60	208/230-1-60	208/230-1-60	208/230-1-60	208/230-1-60
MCA	A.	20	18.5	12	15	15	19	25	28
MOCP - Fuse Rating	A.	30	25	15	15	20	30	30	35
Operating Range									
Cooling Outdoor DB Min - Max	° F (° C)	0~122 (-17~50)	0~122 (-17~50)	0~122 (-17~50)	0~122 (-17~50)	0~122 (-17~50)	0~122 (-17~50)	0~122 (-17~50)	0~122 (-17~50)
Cooling Outdoor DB Min - Max	° F (° C)	0~86 (-17~30)	0~86 (-17~30)	0~86 (-17~30)	0~86 (-17~30)	0~86 (-17~30)	0~86 (-17~30)	0~86 (-17~30)	0~86 (-17~30)
Piping									
Total Piping Length	ft (m)	82 (25)	82 (25)	82 (25)	82 (25)	98.4 (30)	164 (50)	164 (50)	213 (65)
Piping Lift*	ft (m)	32 (10)	32 (10)	32 (10)	32 (10)	65.6 (20)	82 (25)	82 (25)	98.4 (30)
Pipe Connection Size - Liquid	in (mm)	1/4 (6.35)	1/4 (6.35)	1/4 (6.35)	1/4 (6.35)	1/4 (6.35)	3/8 (9.52)	3/8 (9.52)	3/8 (9.52)
Pipe Connection Size - Suction	in (mm)	3/8 (12.7)	1/2 (9.52)	3/8 (9.52)	1/2 (12.7)	1/2 (12.7)	5/8 (15.9)	5/8 (15.9)	5/8 (15.9)
Refrigerant									
Type		R410A	R410A	R410A	R410A	R410A	R410A	R410A	R410A
Charge	lbs (kg)	1.59 (0.72)	1.59 (0.72)	1.59 (0.72)	2.98 (1.35)	3.92 (1.78)	1.79 (0.81)	2.98 (1.35)	3.92 (1.78)
Compressor									
Type		Rotary Inverter							
Outdoor									
Unit Width	in (mm)	30.12 (765)	30.12 (765)	30.12 (765)	30.12 (765)	31.69 (805)	35.04 (890)	37.24 (946)	37.24 (946)
Unit Height	in (mm)	21.85 (555)	21.85 (555)	21.85 (555)	21.85 (555)	21.81 (554)	26.50 (673)	31.89 (810)	31.89 (810)
Unit Depth	in (mm)	11.93 (303)	11.93 (303)	11.93 (303)	11.93 (303)	12.99 (330)	13.46 (342)	16.14 (410)	16.14 (410)
Net Weight	lbs (kg)	57.76 (26.2)	62.17 (28.2)	55.11 (25.0)	59.30 (26.9)	73.85 (33.5)	97.88 (44.4)	142.86 (64.8)	150.13 (68.1)
Airflow	CFM	1,294	1,235	1,294	1,235	1,235	1,765	2,235	2,235
Sound Pressure	dB(A)	55	54	55	56	55	60	63	65

*Condensing unit above or below indoor unit.

COMPATIBILITY:

Indoor Unit		Outdoor Unit							
		DLCERBH09AAJ	DLCERBH12AAJ	DLCERBH09AAK	DLCERBH12AAK	DLCERBH18AAK	DLCERBH24AAK	DLCERBH30AAK	DLCERBH36AAK
High Wall	DLFEHAH09XAJ	•							
	DLFEHAH12XAJ		•						
	DLFEHAH09XAK			•					
	DLFEHAH12XAK				•				
	DLFEHAH18XAK					•			
	DLFEHAH24XAK						•		
	DLFEHAH30XAK							•	
	DLFEHAH36XAK								•

Backward compatible with DLCERBH Single Zone Systems

Manufacturer reserves the right to discontinue, or change at any time, specifications or designs without notice or incurring obligations.

PERFORMANCE:

DLFEHBH High Wall									
Heat Pump									
Indoor Unit		DLFEHBH09XA1	DLFEHBH12XA1	DLFEHBH09XA3	DLFEHBH12XA3	DLFEHBH18XA3	DLFEHBH24XA3	DLFEHBH30XA3	DLFEHBH36XA3
ENERGY STAR®		NO	NO	NO	NO	NO	NO	NO	NO
Cooling System Tons		0.75	1.0	0.75	1.0	1.5	2.0	2.5	3.0
Cooling Rated Capacity	Btu/h	9,000	12,000	9,000	12,000	18,000	24,000	30,000	36,000
Cooling Cap. Range Min - Max	Btu/h	2,650~10,300	3,800~12,100	2,900~10,500	3,800~13,350	3,900~20,000	6,200~24,600	8,200~30,670	8,300~37,500
SEER2		21.5	20.8	21.7	21.4	19.5	18.5	21.0	18.0
EER2		12.5	10.3	12.6	10.8	11.0	9.5	12.2	9.5
Heating Rated Capacity (47° F)	Btu/h	10,000	12,000	10,000	12,000	18,800	24,000	30,000	36,000
Heating Rated Capacity (17° F)	Btu/h	5,800	7,000	5,800	7,000	11,400	16,300	20,000	20,000
Heating Maximum Capacity (17° F)	Btu/h	7,800	9,000	7,500	9,000	12,500	14,800	21,100	25,000
Heating Maximum Capacity (5° F)	Btu/h	7,500	6,272	7,300	8,000	11,700	15,400	17,800	20,000
Heating Cap. Range Min - Max	Btu/h	2,700~10,500	2,730~12,500	2,400~10,500	2,730~13,900	6,300~19,400	6,800~26,800	11,800~30,800	10,900~37,360
HSPF2		9.1	8.7	9.4	9.2	8.7	8.6	8.7	7.8
COP (47° F)	W/W	3.26	3.05	3.24	3.38	3.05	2.99	2.75	2.78
COP (17° F)	W/W	2.50	2.50	2.50	2.50	2.52	2.30	2.39	2.30
COP (5° F)	W/W	2.15	1.68	2.20	1.80	2.05	1.76	1.80	1.76

PERFORMANCE:

DLFEHBA High Wall						
Cooling Only						
Indoor Unit		DLFEHBA09XAK	DLFEHBA12XAJ	DLFEHBA12XAK	DLFEHBA18XAK	DLFEHBA24XAK
Outdoor Model		DLCERCA09AAK	DLCERCA12AAJ	DLCERCA12AAK	DLCERCA18AAK	DLCERCA24AAK
Cooling Rated Capacity	Btu/h	9,000	12,000	12,000	18,000	24,000
Cooling System Tons		0.75	1.0	1.0	1.5	2.0
Cooling Cap. Range Min - Max	Btu/h	2800~11000	3300~12500	3030~12500	4200~18300	4700~23600
SEER2		20.5	21.0	21.0	21.0	20.0
EER2		12.5	11.9	12.0	11.3	10.2

SPECIFICATIONS:

DLCERCA Outdoor Unit						
Cooling Only						
System						
Size		9	12	12	18	24
Outdoor Model		DLCERCA09AAK	DLCERCA12AAJ	DLCERCA12AAK	DLCERCA18AAK	DLCERCA24AAK
Electrical						
Voltage-Phase-Cycle	V-Ph-Hz	208/230-1-60	115-1-60	208/230-1-60	208/230-1-60	208/230-1-60
MCA	A.	11	18	11	16	16
Recommended Fuse Size	A.	15	20	15	20	20
MOCP - Fuse Rating	A.	15	30	12	20	20
Max-Min Voltage*	V	253-187	127-104	253-187	253-187	253-187
Operating Range						
Cooling Outdoor DB Min - Max	° F (° C)	0~122 (-17~50)	0~122 (-17~50)	0~122 (-17~50)	0~122 (-17~50)	0~122 (-17~50)
Piping						
Total Piping Length	ft (m)	82 (25)	82 (25)	82 (25)	98 (30)	98 (30)
Piping Lift**	ft (m)	32 (10)	32 (10)	32 (10)	65 (20)	82 (25)
Pipe Connection Size - Liquid	in (mm)	1/4 (6.35)	1/4 (6.35)	1/4 (6.35)	1/4 (6.35)	3/8 (9.52)
Pipe Connection Size - Suction	in (mm)	3/8 (9.52)	1/2 (12.7)	1/2 (12.7)	1/2 (12.7)	5/8 (16)
Refrigerant						
Type		R410A	R410A	R410A	R410A	R410A
Charge	lbs (kg)	1.26 (0.57)	1.46 (0.66)	1.46 (0.66)	1.98 (0.9)	2.36 (1.07)
Metering Device		Capillary	Capillary	Capillary	Capillary	Capillary
Outdoor Coil						
Face Area	Sq. Ft.	3.73	3.75	3.75	4.15	4.78
No. Rows		1	1	1	2	2
Fins per inch		21	21	21	21	21
Circuits		2	2	2	2	4
Compressor						
Compressor Type		Rotary Inverter				
Model		KSK103D33UEZ3	KSK103D33UEZ3	KSK103D33UEZ3	KSN140D58UFZ	KSN140D58UFZ
Oil Type		VG74	VG74	VG74	VG74	VG74
Oil Charge	Fl. Oz.	10.48	10.48	10.48	14.88	14.88
Rated Input Current of the Power Conversion Equipment	A.	6.7	14.0	7.0	11.5	15.5
Outdoor						
Unit Width	in (mm)	28.35 (720)	28.35 (720)	28.35 (720)	30.12 (765)	31.69 (805)
Unit Height	in (mm)	19.49 (495)	19.49 (495)	19.49 (495)	21.85 (555)	21.81 (554)
Unit Depth	in (mm)	10.63 (270)	10.63 (270)	10.63 (270)	11.93 (303)	12.99 (330)
Net Weight	lbs (kg)	54.45 (24.7)	54.45 (24.7)	54.45 (24.7)	59.30 (26.9)	73.85 (33.5)
Airflow	CFM	1,059	1,059	1,059	1,235	1,353
Sound Pressure	dB(A)	54.0	54.0	54.5	55.5	56.5

*Condensing unit above or below indoor unit.
** Condensing unit above or below indoor unit

COMPATIBILITY:

Indoor Unit		Outdoor Unit				
		DLCERCA09AAK	DLCERCA12AAJ	DLCERCA12AAK	DLCERCA18AAK	DLCERCA24AAK
High Wall	DLFEHBA09XAK	•				
	DLFEHBA12XAJ		•			
	DLFEHBA12XAK			•		
	DLFEHBA18XAK				•	
	DLFEHBA24XAK					•

Manufacturer reserves the right to discontinue, or change at any time, specifications or designs without notice or incurring obligations.

HIGH WALL

FEATURES

- Available in 115V and 208/230V
- Modes: Cool, Heat, Dry, Fan, Auto
- Turbo mode
- Up-Down / Right-Left louver control (fixed or swing)
- Four fan speeds
- ECO Mode
- Anti-corrosive fin coating

COMPATIBLE WITH:

- DLCERCA & DLCERBH Outdoor Unit Single Zone (p 36)
- DLCMRB & DLCMHB Outdoor Unit Multi-Zone (p 46)

Cooling Only - DLFEHBA

Sizes: 09 / 12 / 18 / 24

Heat Pump - DLFEHBH

Sizes: 09 / 12 / 18 / 24 / 30 / 36

KEY FEATURES

Improved Serviceability
Full access to the terminal connections and fan after lifting the front cover of the high wall for easy installation and service.

Eco Mode
An intelligent eight-hour night cycle program provides huge energy savings—up to 60%—while maintaining a comfortable sleeping environment.

CONTROLS

Wireless Remote Controller included with indoor unit

Optional Wired Remote Controller KSACN0101AAA (Timer Function)

Optional Wired Remote Controller KSACN0601AAA (7-Day Programmable)

Wireless Remote Controller

Optional Wired Controller KSACN0101AAA (Timer Function)

Optional Wired Controller KSACN0601AAA (7-Day Programmable)

ACCESSORIES

Wi-Fi® High Wall Entry Tier 9/12/24 KSAIF0101AAA

Wi-Fi® High Wall Entry Tier 18k Only KSAIF0201AAA

24V interface for third-party thermostat compatibility KSAIC0401230

SPECIFICATIONS:

DLFEHBA High Wall						
Cooling Only						
System						
Size		09	12	12	18	24
Indoor Model		DLFEHBA09XAK	DLFEHBA12XAJ	DLFEHBA12XAK	DLFEHBA18XAK	DLFEHBA24XAK
Electrical						
Voltage-Phase-Cycle	V-Ph-Hz	208/230-1-60	115-1-60	208/230-1-60	208/230-1-60	208/230-1-60
Power Supply		Indoor Unit Powered From Outdoor Unit				
Controls						
Wireless Remote Controller (° F / ° C Convertible)		Standard				
Wired Remote Controller (° F / ° C Convertible)		Optional				
24V Interface for 3rd Party T-stat		Optional	N/A	Optional	Optional	Optional
Wi-Fi® Control for Phone App Control		Optional				
Operating Range						
Cooling Indoor DB Min - Max	° F (° C)	63~90 (17~32)	63~90 (17~32)	63~90 (17~32)	63~90 (17~32)	63~90 (17~32)
Piping						
Pipe Connection Size - Liquid	in (mm)	1/4 (6.35)	1/4 (6.35)	1/4 (6.35)	1/4 (6.35)	3/8 (9.52)
Pipe Connection Size - Suction	in (mm)	3/8 (9.52)	1/2 (12.7)	1/2 (12.7)	1/2 (12.7)	5/8 (15.9)
Indoor Coil						
Face Area	Sq. Ft.	1.66	2.05	2.05	2.71	2.67
No. Rows		2	2	2	2	2
Fins per inch		20	20	20	21	20
Circuits		2	2	2	4	4
Indoor						
Unit Width	in (mm)	28.7 (729)	31.57 (802)	31.57 (802)	38.23 (971)	42.60 (1082)
Unit Height	in (mm)	11.5 (292)	11.61 (295)	11.61 (295)	12.64 (321)	13.27 (337)
Unit Depth	in (mm)	7.87 (200)	7.87 (200)	7.87 (200)	8.98 (228)	9.21 (234)
Net Weight	lbs (kg)	17.37 (7.88)	19.18 (8.7)	18.96 (8.6)	24.69 (11.2)	29.98 (13.6)
Number of Fan Speeds		4	4	4	4	4
Airflow (lowest to highest)	CFM	147/206/246/312	212/253/333/347	194/232/324/347	306/353/471/500	400/471/588/706
Sound Pressure (lowest to highest)	dB(A)	31/32/36	32/36/41	31/36/41	31/38/44	33/41/48
Air Throw Data	ft (m)	22.6 (6.9)	24.3 (7.4)	24.3 (7.4)	26.2 (8)	27.2 (8.3)
Moisture Removal	Pint/h (L/h)	2.0 (0.97)	2.58 (1.22)	2.6 (1.23)	4.5 (2.14)	4.9 (2.34)
Field Drain Pipe Size O.D.	in (mm)	5/8 (16)	5/8 (16)	5/8 (16)	5/8 (16)	5/8 (16)

Manufacturer reserves the right to discontinue, or change at any time, specifications or designs without notice or incurring obligations.

SPECIFICATIONS:

DLFEHBH High Wall									
Heat Pump									
System									
Size		09	12	09	12	18	24	30	36
Indoor Model		DLFEHBH09XAJ	DLFEHBH12XAJ	DLFEHBH09XAK	DLFEHBH12XAK	DLFEHBH18XAK	DLFEHBH24XAK	DLFEHBH30XAK	DLFEHBH36XAK
Electrical									
Voltage-Phase-Cycle	V-Ph-Hz	115-1-60	115-1-60	208/230-1-60	208/230-1-60	208/230-1-60	208/230-1-60	208/230-1-60	208/230-1-60
Power Supply		Indoor Unit Powered From Outdoor Unit							
MCA	A.	0.31	0.31	0.19	0.19	0.50	0.63	0.63	0.63
Controls									
Wireless Remote Controller (° F / ° C Convertible)		Standard							
Wired Remote Controller (° F / ° C Convertible)		Optional							
Operating Range									
Cooling Indoor DB Min - Max	° F (° C)	63~90 (17~32)	63~90 (17~32)	63~90 (17~32)	63~90 (17~32)	63~90 (17~32)	63~90 (17~32)	63~90 (17~32)	63~90 (17~32)
Heating Indoor DB Min - Max	° F (° C)	32~86 (0~30)	32~86 (0~30)	32~86 (0~30)	32~86 (0~30)	32~86 (0~30)	32~86 (0~30)	32~86 (0~30)	32~86 (0~30)
Piping									
Pipe Connection Size - Liquid	in (mm)	1/4 (6.35)	1/4 (6.35)	1/4 (6.35)	1/4 (6.35)	3/8 (9.52)	3/8 (9.52)	3/8 (9.52)	3/8 (9.52)
Pipe Connection Size - Suction	in (mm)	3/8 (9.52)	1/2 (12.7)	3/8 (9.52)	1/2 (12.7)	5/8 (16)	5/8 (16)	5/8 (16)	5/8 (16)
Indoor									
Unit Width	in (mm)	28.7 (729)	31.57 (802)	28.7 (729)	31.57 (802)	38.23 (971)	42.60 (1082)	49.57 (1259)	49.57 (1259)
Unit Height	in (mm)	11.5 (292)	11.61 (295)	11.5 (292)	11.61 (295)	12.64 (321)	13.27 (337)	14.25 (362)	14.25 (362)
Unit Depth	in (mm)	7.87 (200)	7.87 (200)	7.87 (200)	7.87 (200)	8.98 (228)	9.21 (234)	11.14 (283)	11.14 (283)
Net Weight	lbs (kg)	17.64 (8.0)	18.52 (8.4)	17.64 (8.0)	18.74 (8.5)	24.47 (11.1)	29.98 (13.6)	42.99 (19.5)	42.77 (19.4)
Number of Fan Speeds		4	4	4	4	4	4	4	4
Airflow (lowest to highest)	CFM	137/170/ 239/312	176/241/ 300/341	141/176/ 246/312	156/197/ 291/347	271/329/ 459/550	330/402/ 546/728	380/536/ 702/741	330/447/ 753/795
Sound Pressure (lowest to highest)	dB(A)	28/32/36/43	30/36/40/44	27/31/36/43	30/35/40/45	31/38/44/49	32/38/44/51	34/40/44/50	36/38/43/51
Air Throw Data	ft (m)	22.6 (6.9)	24.3 (7.4)	22.6 (6.9)	24.3 (7.4)	26.2 (8.0)	27.2 (8.3)	29.8 (9.1)	31.2 (9.5)
Moisture Removal	Pint/h (L/h)	1.5 (0.69)	2.9 (1.39)	1.5 (0.69)	3.0 (1.47)	3.6 (1.72)	5.3 (2.54)	7.9 (3.73)	10.6 (5.03)
Field Drain Pipe Size O.D.	in (mm)	5/8 (16)	5/8 (16)	5/8 (16)	5/8 (16)	5/8 (16)	5/8 (16)	5/8 (16)	5/8 (16)

Performance may vary based on the compatible outdoor units. See respective pages for performance data.

COMPATIBILITY:

Cooling Only					
Indoor Unit	DLFEHBA09XAK	DLFEHBA12XAJ	DLFEHBA12XAK	DLFEHBA18XAK	DLFEHBA24XAK
Outdoor Unit Single Zone	DLCERCA09AAK				
		DLCERCA12AAJ			
			DLCERCA12AAK		
				DLCERCA18AAK	
					DLCERCA24AAK

COMPATIBILITY:

Heat Pump								
Indoor Unit	DLFEHBH09XAJ	DLFEHBH12XAJ	DLFEHBH09XAK	DLFEHBH12XAK	DLFEHBH18XAK	DLFEHBH24XAK	DLFEHBH30XAK	DLFEHBH36XAK
Outdoor Unit Single Zone	DLCERBH09AAJ							
		DLCERBH12AAJ						
			DLCERBH09AAK					
				DLCERBH12AAK				
					DLCERBH18AAK			
						DLCERBH24AAK		
							DLCERBH30AAK	
								DLCERBH36AAK

Backward compatible with DLCERBH Single Zone.

Manufacturer reserves the right to discontinue, or change at any time, specifications or designs without notice or incurring obligations.

MULTI-ZONE RESIDENTIAL

Multi-Zone Ductless

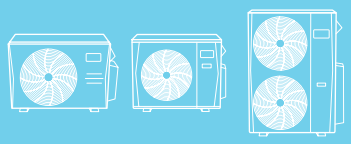

DLCMRB & DLCMHB Outdoor Unit
Up to 23.1 SEER2
Up to 10.2 HSPF2
Sizes: 18 / 24HH / 30HH /
36 / 36HH / 48 / 48HH

DLCMRB & DLCMHB OUTDOOR UNIT

HIGH PERFORMANCE OUTDOOR UNIT FOR **CUSTOMIZABLE INDOOR COMFORT**

FEATURES

- Cost competitive
- Built-in basepan heater
- Auto-restart function
- Quiet outdoor operation, as low as 59 dB(A)
- Anti-corrosive fin coating
- Total zones range from 2 to 5 indoor heads
- Piping length 131–328 ft.(40–100 m)
- Cooling operating range: -22° – 122° F (-30° – 50° C)
- Heating operating range: -22° – 75° F (-30° – 24° C)

COMPATIBLE WITH:

- DLFPHB High Wall (p 14)
- DLFSHC High Wall (p 20)
- DLFSOAH One-Way Cassette (p 22)
- DLFSCA Cassette (p 24)
- DLFSCB Cassette (p 26)
- DLFSDA Ducted (p 28)
- DLFSDAH High Static Slim Ducted (p 30)
- DLFSAB Air Handler (p 32)
- DLFSFB Floor Console (p 34)
- DLFSFA Console (p 34)
- DLFEHBA & DLFEHBH High Wall (p 40)

Heat Pump with Basepan Heater

Inverter Compressor

Sizes: 18 / 24HH / 30HH / 36 / 36HH / 48 / 48HH

Up to 23.1 SEER2

Up to 10.2 HSPF2

Select sizes are ENERGY STAR® certified based on indoor pairings

ENERGY STAR

KEY FEATURES

Multi-Zone Compatibility
Mix and match up to five indoor units to this outdoor unit to bring customizable comfort to multiple rooms or your whole home.

Improved Performance
With new high-heat models, plus standard heat models, experience high performance in cold climates and temps.

Quiet Operation
A sleek, unobtrusive outdoor unit that's ultra-quiet means less noise pollution and more peaceful outdoor spaces.

Note: Multi-Zone units cannot heat and cool simultaneously.

SPECIFICATIONS:

DLCMRB & DLCMHB Outdoor Unit								
Heat Pump								
System								
Size		18R	24HH	30HH	36R	36HH	48R	48HH
Outdoor Model		DLCMRBH18BAK	DLCMHBH24CAK	DLCMHBH30DAK	DLCMRBH36DAK	DLCMHBH36DAK	DLCMRBH48EAK	DLCMHBH48EAK
Max Number of Zones		2	3	4	4	4	5	5
Operating Range								
Cooling Outdoor DB Min - Max	° F (° C)	-22~122 (-30~50)	-22~122 (-30~50)	-22~122 (-30~50)	-22~122 (-30~50)	-22~122 (-30~50)	-22~122 (-30~50)	-22~122 (-30~50)
Heating Outdoor DB Min - Max	° F (° C)	-22~75 (-30~24)	-22~75 (-30~24)	-22~75 (-30~24)	-22~75 (-30~24)	-22~75 (-30~24)	-22~75 (-30~24)	-22~75 (-30~24)
Piping								
Total Piping Length	ft (m)	131 (40)	197 (60)	262 (80)	262 (80)	262 (80)	328 (100)	328 (100)
Piping to furthest FCU	ft (m)	82 (25)	98 (30)	115 (35)	115 (35)	115 (35)	115 (35)	115 (35)
Drop (OD above ID)	ft (m)	49 (15)	49 (15)	49 (15)	49 (15)	65 (20)	65 (20)	65 (20)
Lift (OD below ID)	ft (m)	49 (15)	49 (15)	49 (15)	49 (15)	65 (20)	65 (20)	65 (20)
Pipe Connection Size - Liquid	in (mm)	1/4*2 (6.35*2)	1/4*3 (6.35*3)	1/4*4 (6.35*4)	1/4*4 (6.35*4)	1/4*4 (6.35*4)	1/4*5 (6.35*5)	1/4*5 (6.35*5)
Pipe Connection Size - Suction	in (mm)	3/8*2 (9.52*2)	3/8*3 (9.52*3)	1/2 *1+ 3/8*3 (12.7*1+9.52*3)	1/2 *1+ 3/8*3 (12.7*1+9.52*3)	1/2 *2+ 3/8*2 (12.7*2+9.52*2)	1/2 *2+ 3/8*3 (12.7*2+9.52*3)	1/2 *2+ 3/8*3 (12.7*2+9.52*3)
Refrigerant								
Type		R410A	R410A	R410A	R410A	R410A	R410A	R410A
Charge	lbs (kg)	4.08 (1.85)	5.73 (2.6)	8.38 (3.8)	8.38 (3.8)	10.14 (4.6)	10.14 (4.6)	10.14 (4.6)
Electrical								
Voltage-Phase-Cycle	V-Ph-Hz	208/230-1-60	208/230-1-60	208/230-1-60	208/230-1-60	208/230-1-60	208/230-1-60	208/230-1-60
Power Supply		Indoor Unit Powered From Outdoor Unit						
MCA	A.	18	24.5	25	25	40	40	40
Recommended Fuse Size	A.	20	25	30	30	45	45	45
MOCP - Fuse Rating	A.	25	30	40	40	60	60	60
Compressor								
Type		Rotary Inverter						
Outdoor								
Unit Width	in (mm)	35.04 (890)	37.24 (946)	37.24 (946)	37.24 (946)	37.48 (952)	37.48 (952)	37.48 (952)
Unit Height	in (mm)	26.50 (673)	31.89 (810)	31.89 (810)	31.89 (810)	52.48 (1333)	52.48 (1333)	52.48 (1333)
Unit Depth	in (mm)	13.46 (342)	16.14 (410)	16.14 (410)	16.14 (410)	16.34 (415)	16.34 (415)	16.34 (415)
Net Weight	lbs (kg)	100.31 (45.5)	139.77 (63.4)	169.09 (76.7)	169.09 (76.7)	223.10 (101.2)	225.50 (102.3)	238.32 (108.1)
Airflow	CFM	1,765	2,129	2,147	2,147	4,500	4,500	4,500
Sound Pressure	dB(A)	59	61	63	63	64	64	65

Manufacturer reserves the right to discontinue, or change at any time, specifications or designs without notice or incurring obligations.

PERFORMANCE:

Non-Ducted								
Size		18R	24HH	30HH	36R	36HH	48R	48HH
Outdoor Model		DLCMRBH18BAK	DLCMHBH24CAK	DLCMHBH30DAK	DLCMRBH36DAK	DLCMHBH36DAK	DLCMRBH48EAK	DLCMHBH48EAK
Max Number of Zones		2	3	4	4	4	5	5
ENERGY STAR®		YES	YES	YES	NO	YES	YES	NO
Cooling System Tons		1.5	2.0	2.5	3.0	3.0	4.0	4.0
Cooling Rated Capacity	Btu/h	18,000	24,000	30,000	36,000	36,000	48,000	48,000
Cooling Cap. Range Min - Max	Btu/h	5,650~22,000	9,573~32,100	9,429~40,800	8,209~40,555	17,900~42,000	19,000~50,000	19,300~51,000
SEER2		22.9	24.6	26.0	23.9	22.2	23.4	21.8
EER2		13.9	13.4	13.0	11.7	13.6	12.5	11.7
Heating Rated Capacity (47° F)	Btu/h	19,000	25,000	30,000	37,000	36,500	48,000	49,000
Heating Maximum Capacity (5° F)	Btu/h	12,400	23,000	29,400	23,900	36,000	36,000	48,000
Heating Cap. Range Min - Max	Btu/h	5,050~24,400	8,439~33,930	8,118~41,400	8,008~44,632	12,500~49,000	12,500~52,000	11,500~58,000
HSPF2		10.5	10.0	9.8	9.5	10.3	8.7	9.8
COP (47° F)	W/W	3.92	4.10	3.81	3.61	3.85	3.60	3.59
COP (5° F) - Maximum	W/W	1.75	1.75	1.90	1.75	1.75	1.75	2.00

PERFORMANCE:

Ducted								
Size		18R	24HH	30HH	36R	36HH	48R	48HH
Outdoor Model		DLCMRBH18BAK	DLCMHBH24CAK	DLCMHBH30DAK	DLCMRBH36DAK	DLCMHBH36DAK	DLCMRBH48EAK	DLCMHBH48EAK
Max Number of Zones		2	3	4	4	4	5	5
ENERGY STAR®		NO	YES	NO	NO	NO	NO	NO
Cooling System Tons		1.5	2.0	2.5	3.0	3.0	4.0	4.0
Cooling Rated Capacity	Btu/h	18,000	24,000	30,000	36,000	36,000	48,000	48,000
Cooling Cap. Range Min - Max	Btu/h	3,850~22,400	6,193~30,697	8,124~38,500	8,789~40,288	17,400~44,000	19,400~51,000	18,500~51,000
SEER2		19.0	21.3	20.0	20.0	19.0	20.5	20.9
EER2		12.0	12.5	12.0	11.0	11.7	10.8	11.7
Heating Rated Capacity (47° F)	Btu/h	19,000	24,000	30,000	37,000	37,000	50,000	50,000
Heating Maximum Capacity (5° F)	Btu/h	13,000	21,500	28,600	24,000	36,000	36,000	48,000
Heating Cap. Range Min - Max	Btu/h	4,350~25,800	7,394~33,700	6,652~43,200	6,900~46,624	13,300~47,000	15,500~56,000	12,000~59,000
HSPF2		9.8	9.7	9.2	9.2	10.0	9.7	8.9
COP (47° F)	W/W	3.80	3.81	3.81	3.60	3.74	3.57	3.86
COP (5° F) - Maximum	W/W	1.75	1.95	1.85	1.68	1.80	1.80	1.85

PERFORMANCE:

Mixed Ducted and Non-Ducted								
Size		18R	24HH	30HH	36R	36HH	48R	48HH
Outdoor Model		DLCMRBH18BAK	DLCMHBH24CAK	DLCMHBH30DAK	DLCMRBH36DAK	DLCMHBH36DAK	DLCMRBH48EAK	DLCMHBH48EAK
Max Number of Zones		2	3	4	4	4	5	5
ENERGY STAR®		YES	YES	NO	NO	YES	NO	NO
Cooling System Tons		1.5	2.0	2.5	3.0	3.0	4.0	4.0
Cooling Rated Capacity	Btu/h	18,000	24,000	30,000	36,000	36,000	48,000	48,000
Cooling Cap. Range Min - Max	Btu/h	4,750~22,200	7,883~31,399	8,777~39,650	8,499~40,422	17,500~43,000	19,200~50,500	18,900~51,000
SEER2		20.95	22.95	23.0	21.95	20.6	21.95	21.35
EER2		12.95	12.95	12.5	11.35	12.65	11.65	11.7
Heating Rated Capacity (47° F)	Btu/h	19,000	24,500	30,000	37,000	36,750	49,000	49,500
Heating Maximum Capacity (5° F)	Btu/h	12,700	22,000	29,000	23,900	36,000	36,000	48,000
Heating Cap. Range Min - Max	Btu/h	4,700~25,100	7,917~33,815	7,385~42,300	7,454~45,628	12,900~48,000	14,000~54,000	11,750~58,500
HSPF2		10.15	9.85	9.5	9.35	10.15	9.2	9.35
COP (47° F)	W/W	3.86	3.96	3.81	3.61	3.80	3.59	3.73
COP (5° F) - Maximum	W/W	1.75	1.85	1.88	1.72	1.80	1.80	1.90

Manufacturer reserves the right to discontinue, or change at any time, specifications or designs without notice or incurring obligations.

LIGHT COMMERCIAL



DLCLRC Outdoor Unit
Up to 19.8 SEER2
Up to 10.2 HSPF2
Sizes: 36 / 48 / 58

DLFLCB Cassette
Sizes: 36 / 48

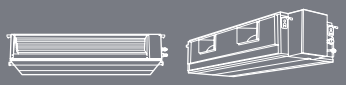

DLFLDA Ducted
Sizes: 36 / 48 / 58

DLFLDAH High Static Slim Ducted
Sizes: 36 / 48 / 58

DLFLFA Console
Sizes: 36 / 48 / 58

DLFLAB Air Handler
Sizes: 36 / 48 / 60

DLCLRC OUTDOOR UNIT

36K

48K/58K

AN EFFICIENT OUTDOOR UNIT WITH **EASY MAINTENANCE**

FEATURES

- Variable speed compressor
- High-efficiency ECM fan motor
- Factory installed basepan heater
- Factory installed crankcase heater
- Low voltage controls
- Auto-restart function
- Condenser high-temperature protection
- Quiet operation
- Anti-corrosive fin coating

COMPATIBLE WITH:

- DLFLCB Cassette (p 56)
- DLFLDA Ducted (p 58)
- DLFLDAH High Static Slim Ducted (p 60)
- DLFLFA Console (p 62)
- DLFLAB Air Handler (p 64)

Outdoor Heat Pump Unit

Inverter Compressor

Sizes: 36 / 48 / 58

Up to 19.8 SEER2

Up to 10.2 HSPF2

KEY FEATURES

Premium Efficiency
Enjoy increased energy savings with a unit equipped with inverter technology that delivers first-rate comfort and efficiency.

Simple Maintenance
With convenient access to the control compartment through both top and side panels, this outdoor unit makes servicing and maintenance a breeze.

SPECIFICATIONS:

DLCLRC Outdoor Unit				
Heat Pump				
System				
Size		36K	48K	58K
Outdoor Model		DLCLRCH36AAK	DLCLRCH48AAK	DLCLRCH58AAK
Electrical				
Voltage-Phase-Cycle	V-Ph-Hz	208/230-1-60	208/230-1-60	208/230-1-60
MCA	A.	30	35	35
MOCP - Fuse Rating	A.	50	50	50
Operating Range				
Cooling Outdoor DB Min - Max	° F (° C)	-22~130 (-30~55)	-22~130 (-30~55)	-22~130 (-30~55)
Heating Outdoor DB Min - Max	° F (° C)	-22~86 (-30~30)	-22~86 (-30~30)	-22~86 (-30~30)
Piping				
Total Piping Length	ft (m)	213 (65)	213 (65)	213 (65)
Piping Lift*	ft (m)	98 (30)	98 (30)	98 (30)
Pipe Connection Size - Liquid	in (mm)	3/8 (9.52)	3/8 (9.52)	3/8 (9.52)
Pipe Connection Size - Suction	in (mm)	5/8 (16)	5/8 (16)	7/8 (22)
Refrigerant				
Type		R410A	R410A	R410A
Charge	lbs (kg)	6.72 (3.05)	9.26 (4.2)	10.58 (4.8)
Compressor				
Type		Rotary Inverter		
Outdoor				
Unit Width	in (mm)	37.24 (946)	37.48 (952)	37.48 (952)
Unit Height	in (mm)	31.89 (810)	52.48 (1333)	52.48 (1333)
Unit Depth	in (mm)	16.14 (410)	16.34 (415)	16.34 (415)
Net Weight	lbs (kg)	148.59 (67.4)	219.14 (99.4)	217.15 (98.5)
Airflow	CFM	2,130	4,500	4,500
Sound Pressure	dB(A)	63.0	62.5	61.2

*Condensing unit above or below indoor unit.

COMPATIBILITY:

Indoor Unit		Outdoor Unit		
		DLCLRCH36AAK	DLCLRCH48AAK	DLCLRCH58AAK
Air Handler	DLFLABH36XAK	•		
	DLFLABH48XAK		•	
	DLFLABH60XAK			•
Cassette	DLFLCBH36XAK	•		
	DLFLCBH48XAK		•	
Console	DLFLFAH36XAK	•		
	DLFLFAH48XAK		•	
	DLFLFAH58XAK			•
Ducted	DLFLDAH36XAK	•		
	DLFLDAH48XAK		•	
	DLFLDAH58XAK			•
High Static Slim Ducted	DLFLDAH36XH3	•		
	DLFLDAH48XH3		•	
	DLFLDAH58XH3			•

Manufacturer reserves the right to discontinue, or change at any time, specifications or designs without notice or incurring obligations.

PERFORMANCE:

DLFLAB Air Handler				
Size		36K	48K	60K
Indoor Model		DLFLABH36XAK	DLFLABH48XAK	DLFLABH60XAK
Cooling System Tons		3.0	4.0	4.8
Cooling Rated Capacity	Btu/h	36,000	48,000	57,000
Cooling Cap. Range Min - Max	Btu/h	11,600~41,000	11,800~51,900	11,000~60,000
SEER2		15.4	15.3	16.0
EER2		8.2	8.2	9.6
Heating Rated Capacity (47° F)	Btu/h	38,000	55,000	60,000
Heating Rated Capacity (17° F)	Btu/h	25,600	37,500	34,000
Heating Maximum Capacity (17° F)	Btu/h	27,000	37,500	34,600
Heating Maximum Capacity (5° F)	Btu/h	22,000	31,000	33,000
Heating Cap. Range Min - Max	Btu/h	9,200-43,000	11,900~58,000	12,000~60,400
HSPF2		9.0	9.2	8.5
COP (47° F)	W/W	3.35	3.03	3.20
COP (17° F)	W/W	2.61	2.46	2.52
COP (5° F)	W/W	1.90	1.75	1.81

PERFORMANCE:

DLFLCB Cassette			
Size		36K	48K
Indoor Model		DLFLCBH36XAK	DLFLCBH48XAK
Cooling System Tons		3.0	4.0
Cooling Rated Capacity	Btu/h	36,000	48,000
Cooling Cap. Range Min - Max	Btu/h	12,400~36,000	16,600~48,000
SEER2		19.2	18.5
EER2		9.4	9.5
Heating Rated Capacity (47° F)	Btu/h	38,000	50,000
Heating Rated Capacity (17° F)	Btu/h	23,000	28,000
Heating Maximum Capacity (17° F)	Btu/h	25,300	37,900
Heating Maximum Capacity (5° F)	Btu/h	22,300	30,200
Heating Cap. Range Min - Max	Btu/h	11,200~38,000	11,850~52,000
HSPF2		8.8	9.8
COP (47° F)	W/W	3.01	3.10
COP (17° F)	W/W	1.90	1.80
COP (5° F)	W/W	2.02	1.92

PERFORMANCE:

DLFLFA Console				
Size		36K	48K	58K
Indoor Model		DLFLFAH36XAK	DLFLFAH48XAK	DLFLFAH58XAK
Cooling System Tons		3.0	4.0	4.5
Cooling Rated Capacity	Btu/h	36,000	48,000	54,000
Cooling Cap. Range Min - Max	Btu/h	11,400~36,000	15,800~48,000	15,000~54,000
SEER2		19.0	18.9	19.8
EER2		8.5	9.3	9.8
Heating Rated Capacity (47° F)	Btu/h	38,000	50,000	60,000
Heating Rated Capacity (17° F)	Btu/h	23,000	29,000	35,000
Heating Maximum Capacity (17° F)	Btu/h	23,000	29,000	35,000
Heating Maximum Capacity (5° F)	Btu/h	22,000	28,000	30,000
Heating Cap. Range Min - Max	Btu/h	11,400~38,000	12,000~50,000	17,000~62,000
HSPF2		9.0	10.0	9.0
COP (47° F)	W/W	2.80	2.50	3.00
COP (17° F)	W/W	2.34	2.52	2.49
COP (5° F)	W/W	1.80	1.95	1.90

PERFORMANCE:

DLFLDA Ducted				
Size		36K	48K	58K
Indoor Model		DLFLDAH36XAK	DLFLDAH48XAK	DLFLDAH58XAK
Cooling System Tons		3.0	4.0	4.8
Cooling Rated Capacity	Btu/h	36,000	48,000	57,000
Cooling Cap. Range Min - Max	Btu/h	5,900~36,000	12,000~48,000	13,000~59,000
SEER2		15.8	15.1	17.0
EER2		8.8	8.5	10.3
Heating Rated Capacity (47° F)	Btu/h	40,000	50,000	60,000
Heating Rated Capacity (17° F)	Btu/h	27,000	29,000	35,400
Heating Maximum Capacity (17° F)	Btu/h	25,000	29,000	35,400
Heating Maximum Capacity (5° F)	Btu/h	22,000	32,000	35,000
Heating Cap. Range Min - Max	Btu/h	12,700~40,000	11,600~50,000	12,000~61,000
HSPF2		8.8	9.3	8.4
COP (47° F)	W/W	3.37	3.00	3.50
COP (17° F)	W/W	2.63	2.57	2.50
COP (5° F)	W/W	1.90	1.95	2.01

PERFORMANCE:

DLFLDAH High Static Slim Ducted				
Size		36K	48K	58K
Indoor Model		DLFLDAH36XH3	DLFLDAH48XH3	DLFLDAH58XH3
Cooling System Tons		3.00	4.00	4.92
Cooling Rated Capacity	Btu/h	36,000	48,000	59,000
Cooling Cap. Range Min - Max	Btu/h	8,900-37,000	10,500-48,800	12,000-62,000
SEER2		16.0	15.2	17.0
EER2		9.2	8.8	10.3
Heating Rated Capacity (47° F)	Btu/h	39,500	50,000	60,000
Heating Rated Capacity (17° F)	Btu/h	26,200	35,000	34,400
Heating Maximum Capacity (17° F)	Btu/h	26,400	35,600	31,000
Heating Maximum Capacity (5° F)	Btu/h	26,400	40,000	36,000
Heating Cap. Range Min - Max	Btu/h	12,800-42,000	11,000-55,600	12,000-60,000
HSPF2		10.2	9.7	8.4
COP (47° F)	W/W	3.18	3.19	3.52
COP (17° F)	W/W	2.52	2.36	2.46
COP (5° F)	W/W	2.08	1.93	2.00

Manufacturer reserves the right to discontinue, or change at any time, specifications or designs without notice or incurring obligations.

DLFLCB CASSETTE

CASSETTE

FEATURES

- Available in 208/230V
- Modes: Cool, Heat, Dry, Fan, Auto
- Auto-restart function
- Louver control (fixed or swing)
- Three fan speeds
- Outside air intake
- Built-in condensate lift pump
- *Follow Me* (senses temperature at handheld remote)
- Heating Setback (46° F Heating Mode)
- Quiet indoor operation, as low as 49 dB(A)
- Anti-corrosive fin coating
- Grille/ceiling panel 3' x 3' KSALG0201AAA

COMPATIBLE WITH:

- DLCLRC Outdoor Unit (p 52)

Sizes: 36 / 48

Select systems are ENERGY STAR® certified based on outdoor unit pairings

KEY FEATURES

Easier Service & Installation
A relocated condensate pump allows for easy replacement and increased spacing between lines.

360° Air Flow Panel
With the 360° air flow panel, air is distributed to every corner of the room.

CONTROLS

Wireless Remote Controller included with indoor unit

Optional Wired Remote Controller KSACN0701AAA (7-Day Programmable)

Wireless Remote Controller

Optional Wired Controller KSACN0701AAA (7-Day Programmable)

ACCESSORIES

Wi-Fi® kit KSAIF0401AAA

24V interface for third-party thermostat compatibility KSAIC0401230

SPECIFICATIONS:

DLFLCB Cassette			
Heat Pump			
System			
Size		36	48
Indoor Model		DLFLCBH36XAK	DLFLCBH48XAK
Electrical			
Voltage-Phase-Cycle	V-Ph-Hz	208/230-1-60	208/230-1-60
Power Supply	Indoor Unit Powered From Outdoor Unit		
MCA	A.	0.8	1.6
Operating Range			
Cooling Indoor DB Min - Max	° F (° C)	63~90 (17~32)	63~90 (17~32)
Heating Indoor DB Min - Max	° F (° C)	32~86 (0~30)	32~86 (0~30)
Piping			
Pipe Connection Size - Liquid	in (mm)	3/8 (9.52)	3/8 (9.52)
Pipe Connection Size - Suction	in (mm)	5/8 (16)	5/8 (16)
Indoor			
Body Unit Width	in (mm)	33.07 (840)	33.07 (840)
Body Unit Height	in (mm)	9.65 (245)	11.3 (287)
Body Unit Depth	in (mm)	33.07 (840)	33.07 (840)
Body Net Weight	lbs (kg)	58.2 (26.4)	63.27 (28.7)
Panel Unit Width		37.4 (950)	37.4 (950)
Panel Unit Height	in (mm)	2.17 (55)	2.17 (55)
Panel Unit Depth	in (mm)	37.4 (950)	37.4 (950)
Panel Net Weight	lbs (kg)	11.02 (5)	11.02 (5)
Number of Fan Speeds		3	3
Airflow (lowest to highest)	CFM	809/958/1095	853/1030/1177
Sound Pressure (lowest to highest)	dB(A)	49/52/55	49/52/55
Air Throw Data	ft (m)	30 (9)	30 (9)
Moisture Removal	Pint/h (L/h)	8.53 (4.04)	13.5 (6.39)
Field Drain Pipe Size O.D.	in (mm)	1 (25.4)	1 (25.4)

COMPATIBILITY:

Indoor Unit	DLFLCBH36XAK	DLFLCBH48XAK
Outdoor Unit*	DLCLRCH36AAK	DLCLRCH48AAK

*Performance may vary based on the compatible outdoor units. See respective pages for performance data.

Manufacturer reserves the right to discontinue, or change at any time, specifications or designs without notice or incurring obligations.

DLFLDA DUCTED



36K & 48K

58K

DUCTED

FEATURES

- Available in 208/230V
- Modes: Cool, Heat, Dry, Fan, Auto
- Vertical (sizes 36 & 48) or horizontal installation
- Up to 0.8 in W.C.
- Rear or bottom return (sizes 36 & 48)
- Constant CFM operation on sizes 36 & 48 only
- Built-in condensate lift pump
- *Follow Me* (senses temperature at handheld remote)
- Heating Setback (46° F Heating Mode)
- Quiet indoor operation, as low as 38.5 dB(A)
- Anti-corrosive fin coating

COMPATIBLE WITH:

- DLCLRC Outdoor Unit (p 52)

Sizes: 36 / 48 / 58

KEY FEATURES

Vertical or Horizontal Installation
Designed for maximum installation flexibility with the built-in secondary drain pan, which allows the unit to be mounted vertically for either a floor- or ceiling-concealed installation depending on existing conditions for sizes 36 and 48 only.

Built-In Condensate Lift Pump
Supplied with a condensate lift pump that is capable of lifting the water 29.5 in. (750 mm.) above the top of the unit.

CONTROLS

Wireless Remote Controller included with indoor unit

Wired Remote Controller (7-Day Programmable) included with indoor unit

Wireless Remote Controller

Wired Controller KSACN0701AAA (7-Day Programmable)

ACCESSORIES

Wi-Fi® kit KSAIF0401AAA

24V interface for third-party thermostat compatibility KSAIC0401230

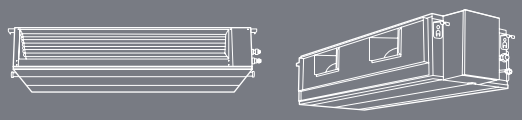

SPECIFICATIONS:

DLFLDA Ducted				
Heat Pump				
System				
Size		36	48	58
Indoor Model		DLFLDAH36XAK	DLFLDAH48XAK	DLFLDAH58XAK
Electrical				
Voltage-Phase-Cycle	V-Ph-Hz	208/230-1-60	208/230-1-60	208/230-1-60
Power Supply	Indoor Unit Powered From Outdoor Unit			
MCA	A.	2.45	3.20	3.65
Operating Range				
Cooling Indoor DB Min - Max	° F (° C)	63~90 (17~32)	63~90 (17~32)	63~90 (17~32)
Heating Indoor DB Min - Max	° F (° C)	32~86 (0~30)	32~86 (0~30)	32~86 (0~30)
Piping				
Pipe Connection Size - Liquid	in (mm)	3/8 (9.52)	3/8 (9.52)	3/8 (9.52)
Pipe Connection Size - Suction	in (mm)	5/8 (16)	5/8 (16)	3/4 (19)
Indoor				
Unit Width	in (mm)	53.54 (1360)	47.24 (1200)	55.12 (1400)
Unit Height	in (mm)	9.80 (249)	11.81 (300)	17.32 (440)
Unit Depth	in (mm)	30.47 (774)	34.41 (874)	33.78 (858)
Net Weight	lbs (kg)	106.48 (48.3)	119.71 (54.3)	163 (74)
Number of Fan Speeds		3	3	3
Airflow (lowest to highest)	CFM	700/910/1080	720/1030/1230	1260/1710/2150
Sound Pressure (lowest to highest)	dB(A)	38.5/42/45.5	46/49.5/50.5	51/54/57
Max. Static Pressure	in W.C.	0.64	0.64	0.80
Field Drain Pipe Size O.D.	in (mm)	1 (25.4)	1 (25.4)	1 (25.4)

COMPATIBILITY:

Indoor Unit	DLFLDAH36XAK	DLFLDAH48XAK	DLFLDAH58XAK
Outdoor Unit*	DLCLRCH36AAK	DLCLRCH48AAK	DLCLRCH58AAK

*Performance may vary based on the compatible outdoor units. See respective pages for performance data.

Manufacturer reserves the right to discontinue, or change at any time, specifications or designs without notice or incurring obligations.



36K & 48K

58K

HIGH STATIC SLIM DUCTED

FEATURES

- Vertical or horizontal installation (Except 58K)
- External static pressures 0.80 in W.C.
- Constant air volume control
- Modes: Cool, Heat, Dry, Fan, Auto
- Rear or bottom return
- Outside air intake
- Built-in condensate lift pump
- *Follow Me* (senses temperature at handheld remote)
- Quiet indoor operation, as low as 35 dB(A)

COMPATIBLE WITH:

- DLCLRC Outdoor Unit (p 52)

Sizes: 36 / 48 / 58

KEY FEATURES

Discrete Design
A slim duct design, recessed installation and exterior connection via flexible refrigerant tubing allow this unit to integrate seamlessly into existing architecture and new construction.

Improved Indoor Air Quality
Each unit comes equipped with a washable, reusable filter for simple, cost-effective servicing. And with the ability to accommodate filters rated up to MERV 13, customers can benefit from the gold standard in indoor air quality technology without sacrificing performance or efficiency.

CONTROLS

Wireless Remote Controller included with indoor unit

Optional Wired Remote Controller KSACN0701AAA (7-Day Programmable)

Wireless Remote Controller

Optional Wired Controller KSACN0701AAA (7-Day Programmable)

ACCESSORIES

Wi-Fi® kit KSAIF0401AAA

24V interface kit 230V KSAIC0301230

SPECIFICATIONS:

DLFLDAH High Static Slim Ducted				
Heat Pump				
System				
Size		36	48	58
Indoor Model		DLFLDAH36XH3	DLFLDAH48XH3	DLFLDAH58XH3
Electrical				
Voltage-Phase-Cycle	V-Ph-Hz	208/230-1-60	208/230-1-60	208/230-1-60
Power Supply		Indoor Unit Powered From Outdoor Unit		
MCA	A.	3.0	4.0	5.0
Controls				
Wireless Remote Controller (° F / ° C Convertible)		Standard		
Wired Remote Controller (° F / ° C Convertible)		Standard		
24V Interface for 3rd Part Thermostat Control		Optional		
Wi-Fi® Control for Phone App Control		Optional		
Operating Range				
Cooling Indoor DB Min - Max	° F (° C)	62~90 (16~32)	62~90 (16~32)	62~90 (16~32)
Heating Indoor DB Min - Max	° F (° C)	59~84 (15~29)	59~84 (15~29)	59~84 (15~29)
Piping				
Pipe Connection Size - Liquid	in (mm)	3/8 (9.52)	3/8 (9.52)	3/8 (9.52)
Pipe Connection Size - Suction	in (mm)	5/8 (16)	5/8 (15.9)	7/8 (22)
Indoor				
Unit Width	in (mm)	47.24 (1200)	47.24 (1200)	55.12 (1400)
Unit Height	in (mm)	11.81 (300)	11.81 300)	18.11 (460)
Unit Depth	in (mm)	34.41 (874)	34.41 (874)	33.78 (858)
Net Weight	lbs (kg)	106.48 (48.3)	119.71 (54.3)	163 (74)
Number of Fan Speeds		3	3	3
Airflow (lowest to highest)	CFM	1000/1235/1588	1059/1588/1882	1262/1709/2156
Sound Pressure (lowest to highest)	dB(A)	36/41/45	45/51/54	50/53/57
Max Static Pressure	in W.C.	0.8	0.8	0.8
Field Drain Pipe Size O.D.	in (mm)	1.0 (25.4)	1.0 (25.4)	1.0 (25.4)

Performance may vary based on the compatible outdoor units. See respective pages for performance data.

COMPATIBILITY:

Indoor Unit	DLFLDAH36XH3	DLFLDAH48XH3	DLFLDAH58XH3
Outdoor Unit*	DLCLRCH36AA3	DLCLRCH48AA3	DLCLRCH58AA3

*Performance may vary based on the compatible outdoor units. See respective pages for performance data.

Manufacturer reserves the right to discontinue, or change at any time, specifications or designs without notice or incurring obligations.

DLFLFA CONSOLE

CONSOLE

FEATURES

- Available in 208/230V
- Modes: Cool, Heat, Dry, Fan, Auto
- Auto-restart function
- Can be mounted on floor or ceiling
- Louver control (fixed or swing)
- Three fan speeds
- *Follow Me* (senses temperature at handheld remote)
- Heating Setback (46° F Heating Mode)
- Quiet indoor operation, as low as 43 dB(A)
- Anti-corrosive fin coating

COMPATIBLE WITH:

- DLCLRC Outdoor Unit (p 52)

Sizes: 36 / 48 / 58

KEY FEATURES

Outside Air Intake
Outside air can be brought into the room through the connection available on the indoor unit, which helps meet the ventilation air requirements.

Flexible Installation
Can be installed on the floor or ceiling depending on the application.

CONTROLS

Wireless Remote Controller included with indoor unit

Optional Wired Remote Controller KSACN0701AAA (7-Day Programmable)

Wireless Remote Controller

Optional Wired Controller KSACN0701AAA (7-Day Programmable)

ACCESSORIES

Wi-Fi® kit KSAIF0401AAA

24V interface for third-party thermostat compatibility KSAIC0401230

SPECIFICATIONS:

DLFLFA Console				
Heat Pump				
System				
Size		36	48	58
Indoor Model		DLFLFAH36XAK	DLFLFAH48XAK	DLFLFAH58XAK
Electrical				
Voltage-Phase-Cycle	V-Ph-Hz	208/230-1-60	208/230-1-60	208/230-1-60
Power Supply		Indoor Unit Powered From Outdoor Unit		
MCA	A.	1.23	0.85	1.48
Operating Range				
Cooling Indoor DB Min - Max	° F (° C)	63~90 (17~32)	63~90 (17~32)	63~90 (17~32)
Heating Indoor DB Min - Max	° F (° C)	32~86 (0~30)	32~86 (0~30)	32~86 (0~30)
Piping				
Pipe Connection Size - Liquid	in (mm)	3/8 (9.52)	3/8 (9.52)	3/8 (9.52)
Pipe Connection Size - Suction	in (mm)	5/8 (16)	5/8 (16)	5/8 (16)
Indoor				
Unit Width	in (mm)	50.59 (1285)	64.96 (1650)	64.96 (1650)
Unit Height	in (mm)	9.25 (235)	9.25 (235)	9.25 (235)
Unit Depth	in (mm)	26.57 (675)	26.57 (675)	26.57 (675)
Net Weight	lbs (kg)	69 (31.3)	83.78 (38)	110 (50)
Number of Fan Speeds		3	3	3
Airflow (lowest to highest)	CFM	638/917/1037	1000/1120/1350	796/1029/1385
Sound Pressure (lowest to highest)	dB(A)	43/49/54	52/54/57	46/49/55
Air Throw Data	ft (m)	33 (10)	39 (12)	39 (12)
Field Drain Pipe Size O.D.	in (mm)	1 (25.4)	1 (25.4)	1 (25.4)

COMPATIBILITY:

Indoor Unit	DLFLFAH36XAK	DLFLFAH48XAK	DLFLFAH58XAK
Outdoor Unit*	DLCLRCH36AAK	DLCLRCH48AAK	DLCLRCH58AAK

*Performance may vary based on the compatible outdoor units. See respective pages for performance data.

Manufacturer reserves the right to discontinue, or change at any time, specifications or designs without notice or incurring obligations.

DLFLAB AIR HANDLER

AIR HANDLER

FEATURES

- Modes: Cool, Heat, Dry, Fan, Auto
- 4-way installation (Upflow, Downflow, Right, Left)
- New aluminum coil
- Automatic Airflow Technology with static pressure up to 0.8 in W.C.
- Less than 2% air leakage
- Easy maintenance
- Quiet indoor operation
- Anti-corrosive fin coating

COMPATIBLE WITH:

- DLCLRC Outdoor Unit (p 52)

Sizes: 36 / 48 / 60

KEY FEATURES

Unmatched Maintenance Simplicity
With a top panel and an indoor coil that can be easily removed, get faster access to the core parts of the unit needed for service. You only need to remove two screws!

Less Complex Electronics
Having only two integrated printed circuit boards means the electronic components are less complicated. One is the main control board, and the other is the function board for the 24V interface, dip switch, wired controller and LED display.

Easier Access to Electric Heater
This single-piece construction enables easy installation and maintenance.

Modular Slide Design
The indoor coil can be easily pulled out through the slide track for quick and easy maintenance.

CONTROLS

Wireless Remote Controller included with indoor unit

24V interface for third-party thermostat compatibility built-in

WARRANTY

Limited Warranty*

10-year limited to original purchaser on compressor and parts upon timely registration, otherwise 5 years.

*For residential applications. See warranty for full details.

SPECIFICATIONS:

DLFLAB Air Handler				
Heat Pump				
System				
Size		36	48	60
Indoor Model		DLFLABH36XAK	DLFLABH48XAK	DLFLABH60XAK
Electrical				
Voltage-Phase-Cycle	V-Ph-Hz	208/230-1-60	208/230-1-60	208/230-1-60
Power Supply		Indoor unit powered from outdoor unit		
MCA	A.	5.0	7.5	9.0
Controls				
Wireless Remote Controller (° F / ° C Convertible)		Standard		
Third-Party Thermostat Compatibility		Standard		
Operating Range				
Cooling Indoor DB Min - Max	° F (° C)	62~90 (17~32)	62~90 (17~32)	62~90 (17~32)
Heating Indoor DB Min - Max	° F (° C)	32~86 (0~30)	32~86 (0~30)	32~86 (0~30)
Piping				
Pipe Connection Size - Liquid	in (mm)	3/8 (9.52)	3/8 (9.52)	3/8 (9.52)
Pipe Connection Size - Suction	in (mm)	5/8 (16)	5/8 (16)	7/8 (22)
Indoor				
Unit Width	in (mm)	21 (534)	21 (534)	24.5 (622)
Unit Height	in (mm)	49 (1245)	49 (1245)	53 (1346)
Unit Depth	in (mm)	21 (534)	21 (534)	21 (534)
Net Weight	lbs (kg)	129.63 (58.8)	132.50 (60.1)	164.02 (74.4)
Number of Fan Speeds		4	4	4
Airflow (lowest to highest)	CFM	865/971/1082/1188	906/1094/1282/1471	1135/1359/1582/1806
Sound Pressure - Cooling (lowest to highest)	dB(A)	41.4/44.0/48.5	44.6/47.7/51.0/53.7	45.7/47.5/51.2/53.3
Sound Pressure - Heating (lowest to highest)	dB(A)	33.9/39.0/45.1	43.4/47.8/50.5/53.8	39.4/44.9/50.1/51.0
Max Static Pressure	in W.C.	0.8	0.8	0.8
Field Drain Pipe Size O.D.	in (mm)	3/4 (19.1)	3/4 (19.1)	3/4 (19.1)

*Performance may vary based on the compatible outdoor units. See respective pages for performance data.

COMPATIBILITY:

Indoor Unit	DLFLABH36XAK	DLFLABH48XAK	DLFLABH60XAK
Outdoor Unit	DLCLRCH36AAK	DLCLRCH48AAK	DLCLRCH58AAK

Manufacturer reserves the right to discontinue, or change at any time, specifications or designs without notice or incurring obligations.

24V INTERFACE FOR THIRD-PARTY THERMOSTAT

FEATURES

- Control the ductless system using a third-party thermostat[1]
- One 24V interface kit per indoor head[2]
- Keeps the inverter compressor operating as a variable-speed system[3]
- Rated for outdoor and indoor mounting
- Dry mode contact for active dehumidification control
- Remote on/off contact
- Auxiliary heat control through the thermostat[4]
- Diagnostic code display LEDs
- Power supplied through the outdoor unit

COMPATIBLE WITH:

- DLFPHB High Wall
- DLFSHC High Wall
- DLFSOAH One-Way Cassette
- DLFSCA Cassette
- DLFSCB Cassette
- DLFEHBA & DLFEHBH High Wall
- DLFSDA Ducted
- DLFSDAH High Static Slim Ducted
- DLFSFA Console

Included in:

- DLFSAB Air Handler

KSAIC0401230

The Second Generation 24V interface kit allows both single **and** multi-zone ductless systems to be compatible with and controlled by any third-party, single-stage conventional thermostat.[1] The 24V interface kit maintains the benefits of variable-speed technology, enabling increased efficiency and comfort for end users.[3]

KEY BENEFITS

Maintain Inverter Compressor Technology
The new 24V interface keeps the inverter compressor operating as a variable-speed system when using a third-party thermostat, making adjustments to maintain more consistent operation.

Easy & Flexible Installation
Experience quick and easy installation between either a single or multi-zone outdoor unit and the fan coil. The interface can be installed either indoors or outdoors.

Consumer Choice & Control
Consumers can choose to use either the included Remote Controller or their preferred third-party thermostat to control each ductless unit.

ACCESSORIES

115V Transformer RCD#11203103000393
(Used only on ductless systems with 115V power.)

COMPATIBILITY:

Compatibility Table				
Type of Indoor Unit	Indoor Family Name	Single Zone Outdoor Family Name	Multi-Zone Outdoor Family Name	208/230V
High Wall	DLFPHB	DLCPRB	DLCMRB & DLCMHB	All Sizes
	DLFSHC	DLCSRB	DLCMRB & DLCMHB	All Sizes
	DLFEHBA	DLCERBH	DLCMRB & DLCMHB	All Sizes
Cassette	DLFSOAH	DLCSRB	DLCMRB & DLCMHB	All Sizes
	DLFSCA	DLCSRB	DLCMRB & DLCMHB	All Sizes
	DLFSCB	DLCSRB	DLCMRB & DLCMHB	All Sizes
Ducted	DLFSDA	DLCSRB	DLCMRB & DLCMHB	All Sizes Except Size 58 (See Note)
	DLFSDAH	DLCSRB	DLCMRB & DLCMHB	All Sizes Except Size 58 (See Note)
Console	DLFSFA	DLCSRB	DLCMRB & DLCMHB	All Sizes Except Sizes 12 and 58 (See Note)

Note: The indoor unit requires an updated control board for compatibility with the 24V interface kit. High wall units starting with Serial #4316V10001 are shipped with the compatible control board. Ducted units starting with Serial #4616V10001 are shipped with the compatible control board. For other model numbers not shown on the table above, please contact your ductless representative. Ducted size 58 Console sizes 12 and 58 starting with serial #1419V1001 are shipped with compatible control board.

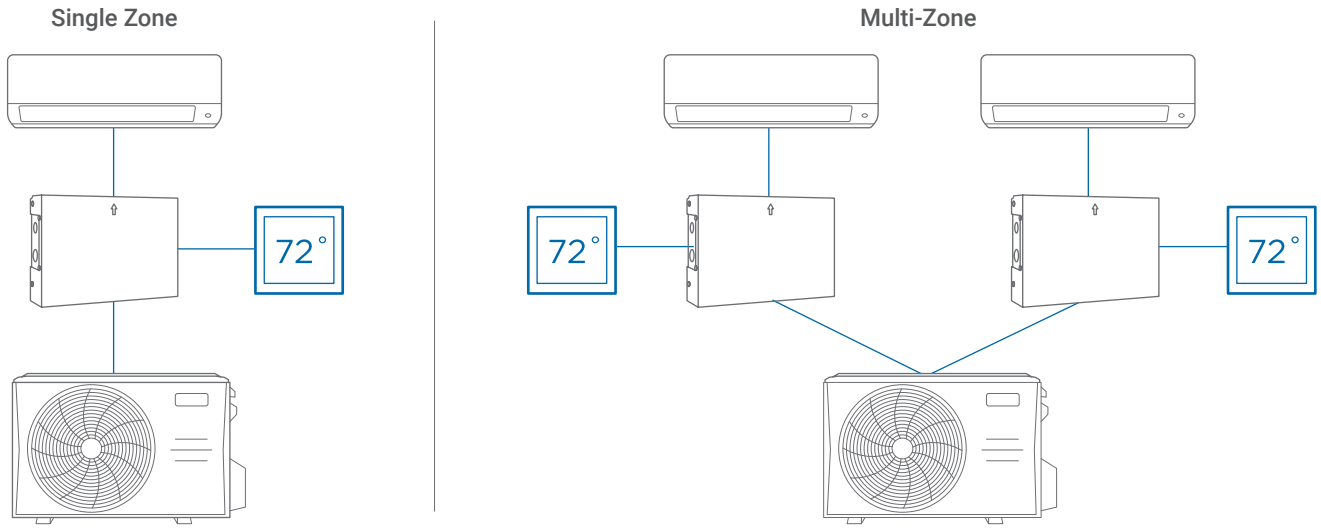

Notes:
(*1) Third-party thermostats used with the 24V interface kit will replace the wireless remote controller included with the unit. Consult with dealer for more information.
(*2) When using in a multi-zone system not all the indoor heads require a 24V interface kit.
(*3) A conventional 5-wire thermostat is required.
(*4) A secondary output is necessary for auxiliary heat control.

WI-FI® ACCESSORY KIT

GET CLIMATE CONTROL AT YOUR FINGERTIPS WITH WI-FI® CONNECTIVITY

Airquest ductless indoor units are Wi-Fi® enabled through our Wi-Fi® Accessory Kits. Easily connect to network apps from your hand-held device for system control on the go.

APPS

The Midea Air app is compatible with all kits and available in the App Store® for iOS devices and Google Play™ for Android devices.

FEATURES

- Multiple modes, including Turbo, Cool, Heat, Dry, Fan, Auto and ECO (on compatible indoor units)
- Multiple fan speeds
- Sleep curve
- Up-Down / Right-Left Louver control (fixed or swing) on compatible indoor units
- Heating setback (46° F heating mode)
- Timer function for on/off scheduling

COMPATIBILITY:

The Wi-Fi® Accessory Kits are backwards compatible with indoor units of the same series.
No serial number cutout.

Wi-Fi® Accessories Model#	Description	DLFPHB	DLFSHC	DLFSCA DLFSCB	DLFSDA DLFSDAH	DLFSFB DLFSFA	DLFEHB
KSAIF0101AAA	Wi-Fi® High Wall Entry Tier 9 / 12 / 24k						•
KSAIF0201AAA	Wi-Fi® High Wall Entry Tier - 18k ONLY						•
KSAIF0401AAA	Wi-Fi® Cassettes, Ducted, Console*			•	•	•	
KSAIF0501AAA	Wi-Fi® High Wall Mid-Tier		•				
KSAIF0601AAA	Wi-Fi® High Wall High Tier	•					

*Not available for Console size 12

COMPONENTS:

All the components required for retrofit and operation are included with the Kits:

Kit Part Number	Indoor Unit Type	Components Included with Kit			
		Wi-Fi® USB Dongle	Wi-Fi® Translator PCB	USB Intermediate Cable	Display Box
KSAIF0101AAA	High Wall Entry Tier 9 / 12 / 24k	•		•	•
KSAIF0201AAA	High Wall Entry Tier 18k	•		•	•
KSAIF0401AAA	Cassette (all sizes) Ducted (all sizes) Console (only sizes 18-58)*	•	• Includes 19ft (6m) cable and Wireless Control		
KSAIF0501AAA	High Wall Mid-Tier (all sizes)	•		•	•
KSAIF0601AAA	High Wall High Tier (all sizes)	•			

The individual components included with the kits are also available through RCD for replacement.
*Not available for Console size 09 or 12.

COMPATIBILITY:

The use of the Wi-Fi® Accessory Kits on some indoor units would disable the ability to use the Wired Controllers in some instances:

	Wired Control	Wireless Control
High Tier High Wall	•	•
Mid-Tier High Wall		•
Entry Tier High Wall		•
Ducted	•	•
Cassette	•	•
Console 18-58	•	•

Note: The use of the 24V interface will disable system's Wi-Fi® module.
Please consider using a Wi-Fi® Thermostat when using the 24V interface.

Wi-Fi® kits cannot be used on networks requiring a user login.

Wi-Fi® kits are only supported with networks using WPA-PSK/WPA2-PSK encryption and no encryption. WPA-PSK/WPA2-PSK encryption is recommended.

Please consult the installation instructions and Owners Manuals of the individual kits for more information.

At Airquest, we know that you work hard to uphold your reputation as a trusted dealer and expert in your market. And that you must consistently offer innovative, efficient, high-performing products and services to keep customers happy and stay competitive.

Essentially, we know what you need to be successful and we aim to create the best experience possible for you. That's why we provide all our dealers with top-notch factory support and team up with distributors to provide the tools needed for success, including:

- **Training on ductless systems**
- **Dealer loyalty programs and incentives**
- **A dealer locator tool to help drive leads**
- **Educational and sales resources**

It's all part of our commitment to helping you succeed and offer the greatest value and support to your customers.

NEED ASSISTANCE? WE'RE HERE FOR YOU!

Online: airquestcomfort.com

Get product information, find a dealer, download technical documents.

Phone: 800-458-6650

Get technical support and information regarding parts and service.

MODEL NUMBER NOMENCLATURE

Position	1 2 3	4	5	6	7	8 9	10	11	12
Description	Type Unit	Product Series	Unit Type	Major Series	Unit Type	Cooling Capacity 1,000 Btu/h (nominal)	Max Number of Zones Connected to Outdoor Unit	Variations	Electrical Voltage-Phase
Example	DLF = Fan Coil Indoor DLC = Condensing Unit Outdoor	P = Premium (High Tier) S = Standard (Mid-Tier) E = Entry Tier M = Multi-Zone L = Light Commercial	C = Cassette D = Ducted F = Console H = High Wall R = Outdoor	A = Standard	A = Air Conditioner (Cooling Only) H = Heat Pump	09 12 18 24 30 36 48 58	A = 1 B = 2 C = 3 D = 4 E = 5 X = Indoor Unit	A = Standard	J = 115-1 K=208/230-1
Product Example 1: DLFPHAH09XAK	DLF = Fan Coil Indoor	P = Premium (High Tier)	H = High Wall	A = Standard	H = Heat Pump	09	X = Indoor Unit	A = Standard	K=208/230-1
Product Example 2: DLCMRAH48EAK	DLC = Condensing Unit Outdoor	M = Multi-Zone	R = Outdoor	A = Standard	H = Heat Pump	48	E = 5 Units	A = Standard	K=208/230-1

TIERS

Product Tier	Series Name
High Tier	Deluxe Series
Mid-Tier	QuietComfort® Series
Entry Tier	Performance Series

WARRANTY DETAILS

Product Family	Warranty Period in Years	
	Original Owner	Subsequent Owner
DLF, DLC	5 or 10*	5

*If properly registered within ninety (90) days after original installation, otherwise five (5) years (except in California and Quebec and other jurisdictions that prohibit warranty benefits conditioned on registration). See Warranty conditions below.

OTHER APPLICATIONS
For all other applications other than residential applications, the limited warranty period is seven (7) years on the compressor and seven (7) years on all other parts. The warranty is to the original owner only and is not transferable for subsequent owners.

CONTROLS

		Wired Controllers			
		KSACN0101AAA	KSACN0601AAA	KSACN0701AAA	KSACN0801AAA
Function	Timer Function	X			
	7-Day Programmable		X	X	X
High Wall	DLFPHB		○ Sizes 9 / 12		○ Size 18
	DLFSHC				○
	DLFEHBA & DLFEHBH	○	○		
One-Way Cassette	DLFSOAH	○		○	
Cassette	DLFSCA	○		•	
	DLFSCB	○		○	
	DLFLCB			○	
Ducted	DLFSDA	○		•	
	DLFLDA			•	
High Static Slim Ducted	DLFSDAH	○		○	
	DLFLDAH			○	
Console	DLFSFB & DLFSFA		○ Size 12	○ Sizes 18 / 24	
	DLFLFA			○	

Wired Controller
(Timer Function)
KSACN0101AAA

Wired Controller
(7-Day Programmable)
KSACN0601AAA

Wired Controller
(7-Day Programmable)
KSACN0701AAA

Wired Controller
(7-Day Programmable)
KSACN0801AAA

•	Standard
○	Optional

Standard Features Glossary

24-Hour Timer
Set the unit to start and stop automatically in a 24-hour period.

Airflow Panel
360° air outlet creates a soft and gentle airflow, which circulates throughout the whole space and provides an even temperature distribution in the room.

Auto Defrosting
Prevents the evaporator from freezing and maintains dehumidifying effect in low temperature environments.

Auto Restart Function
If the air conditioner shuts off unexpectedly due to a power outage, it will restart with the previous settings automatically when the power resumes.

Built-In Basepan Heater
A heating belt is fitted on the base plate of the outdoor unit to prevent water accumulation, which improves heat transfer efficiency.

Built-In Condensate Lift Pump
A powerful, built-in drain pump can lift the condensing water up to 29 inches.

Control Box Inside the Cassette
Easy maintenance with the box right inside the cassette indoor unit. The integrated design provides a more compact size for easier installation.

Convenient Temperature Controls
An intuitive, easy-to-use remote control displays temperature and other functions on a bright, clear LCD screen.

Convertible Return Air Inlet
The air inlet can be installed either at the back or bottom of the ducted unit, allowing for flexible installation to meet the needs of each job.

Crankcase Heater
A heating belt is fitted on the compressor to prevent frosting water accumulation, which improves heat transfer efficiency.

Diamond Outdoor Unit Design
An innovative outdoor unit reduces noise level by more than 3 dB(A), with higher reliability, easier maintenance and improved performance.

Eco Mode
Provides the ultimate energy savings and a comfortable sleeping environment with an intelligent eight-hour night cycle program that saves up to 60% of energy.

Extra-Low Temperature Heating
When it's cold outside, it's warm inside. High Tier ductless systems can be used as a primary heat source, with heat output down to -22° F.

Follow Me
A temperature sensor built into the remote controller will sense its surrounding temperature. The unit will adjust the room temperature more accurately to give you comfort.

High Ambient Cooling
The indoor space can be cooled to a desired, comfortable indoor temperature, even when outside temperatures reach up to 122° F.

High Heating Operation
The high tier and mid-tier systems can be a primary heat source, with high heating down to -22° F, so when it's cold outside, it's warm inside.

Independent Vane Control
Airflow direction from individual outlets can be controlled separately to achieve the optimal airflow based on a room's configuration.

Inverter Technology
With the inverter, the outdoor unit uses only the energy required to meet the desired temperature requirements of the indoor unit, thus lowering energy consumption.

Louver Position Memory
A horizontal louver will automatically move to the same position that was set the last time the unit was on.

Low Ambient Cooling
Even when it's cold outside, but warm inside, the air conditioner will keep the area cool—perfect for server rooms and commercial kitchens.

Refrigerant Leak Detection
The indoor unit shows error code "EC" and stops automatically when refrigerant leakage is detected. This protects the compressor from high temperature damage due to refrigerant leakage.

Single and Multi-Zone Compatible
A single zone outdoor unit can be paired with any indoor unit type. One multi-zone unit can be leveraged for up to five indoor units of any style.

Sleep Mode
This function enables the system to automatically increase cooling or decrease heating by around four degrees for the first two hours, then holds steady for the next five hours. After that, it will switch off. This function achieves both energy savings and comfort at night.

Stepless Frequency Adjustment
Precise control maintains a stable and constant room temperature while reducing the sound level and saving energy.

Two-Way Draining
Connections, piping and drainage can be installed from both the left and right on the high wall.

Universal Matching
Get maximum flexibility with up to five different indoor units connected to one outdoor unit. Maintain a different temperature in each room for ultimate comfort, with the best indoor unit choice for each. Universal matching units are also available for single zone outdoor units. One outdoor unit can match any type of indoor unit.

Wired Remote Controller
Compared to an infrared remote controller, a wired controller can be fixed on the wall and makes air conditioner operation more convenient for larger setups or ducted units.

Notes

Notes

Notes

airquestcomfort.com

A Proud Member of the Carrier Family

©2024 Carrier. All Rights Reserved.
Midea is a registered trademark owned by Midea Group Co., Ltd.
Wi-Fi® is a registered trademark of Wi-Fi Alliance.
ENERGY STAR® is a registered trademark of the U.S. EPA.

All trademarks and service marks referred herein are
property of their respective owners.

DLS-001-AQ-01
03/2024