



EFFICIENT 13 SEER AIR CONDITIONER ENVIRONMENTALLY SOUND R-410A REFRIGERANT 1½ THRU 5 TONS SPLIT SYSTEM 208 / 230 Volt, 1-phase, 60 Hz

REFRIGERATION CIRCUIT

- Copeland Scroll™ compressors on all models
- Filter-Drier supplied with every unit for field installation
- External high and low refrigerant service ports
- Copper tube / aluminum fin coil

PERFORMANCE

- 2-speed Fan Motors factory wired on all models
- Compressor Sound Jacket standard

EASY TO INSTALL AND SERVICE

- Comfort Alert™ Diagnostics device on all models
- Easy Access service valves on all models
- Innovative control box design
- High and Low pressure switches
- Fan motor in-line disconnect plug
- Only two screws to access control panel
- Factory charged with R-410A refrigerant

BUILT TO LAST

- High gloss, baked-on powder coat finish over galvanized steel
- Post-painted (black) coil fins
- Coated, weather-resistant cabinet screws
- Coated inlet grille with 3/8" (10mm) spacing for extra protection
- Corner Posts for extra strength and style

WARRANTY*

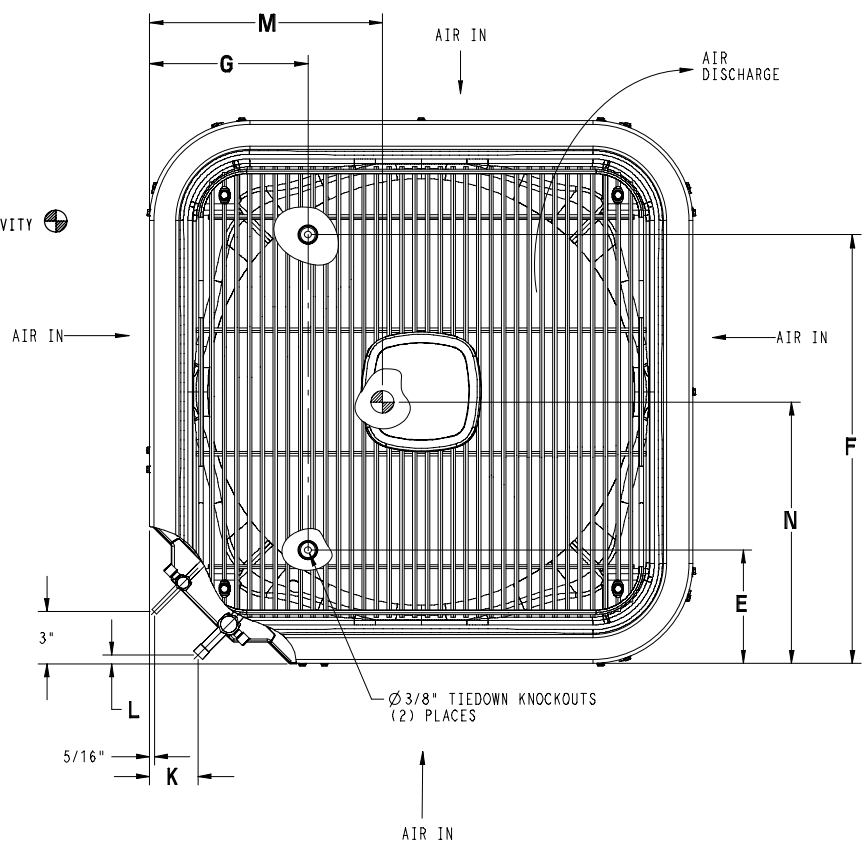
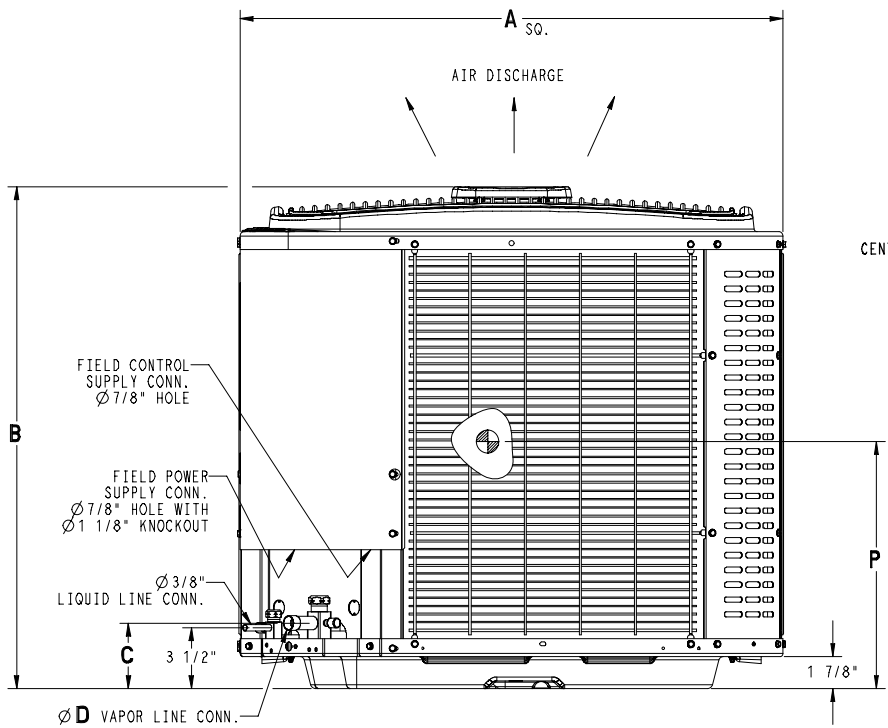
- 5 year No Hassle Replacement™ limited warranty
- 5 year compressor limited warranty
- 5 year parts limited warranty (including compressor and coil)
 - With timely registration, an additional 5 year parts limited warranty (including compressor and coil)

* Applies to original purchaser/homeowner, some limitations may apply. See Warranty certificate for complete details.



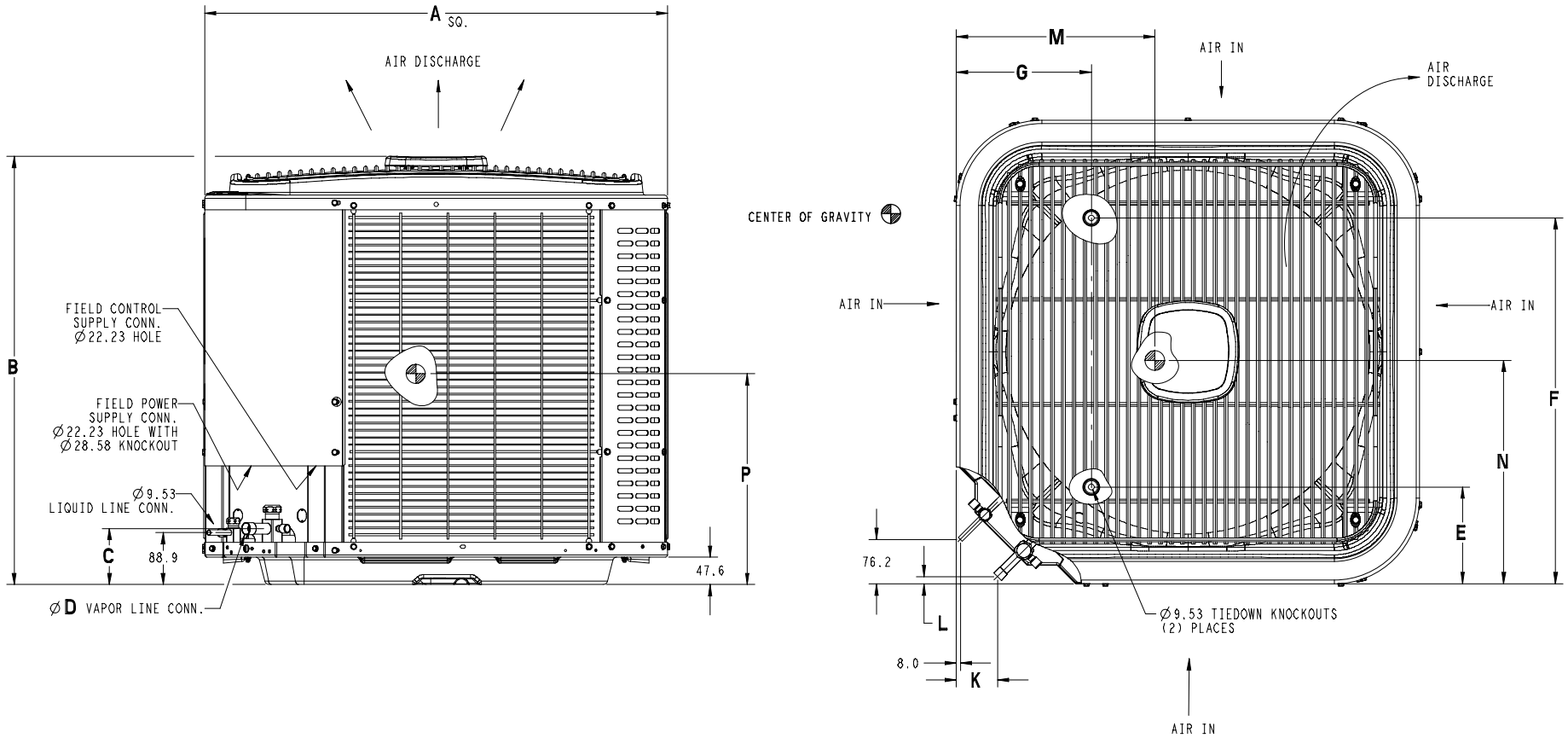
Rated in accordance with ARI Standard 210/240. Certification applies only when used with proper components as listed with ARI.

Model Number	Size (tons)	Nominal Btu/hr	Min. Circuit Ampacity	Max. Fuse or Breaker	Operating Dimensions height x width x depth in. (mm)	Ship / Operating Weight lbs. (kg)
T4A318GKD	1½	18,000	11.7	20	25 ⁵ / ₁₆ x 23 ¹ / ₈ x 23 ¹ / ₈ (643 x 587 x 587)	143 / 117 (65 / 53)
T4A324GKD	2	24,000	17.6	30	25 ⁵ / ₁₆ x 23 ¹ / ₈ x 23 ¹ / ₈ (643 x 587 x 587)	142 / 118 (64 / 54)
T4A330GKD	2½	30,000	16.8	30	28 ¹¹ / ₁₆ x 23 ¹ / ₈ x 23 ¹ / ₈ (729 x 587 x 587)	151 / 127 (69 / 58)
T4A336GKD	3	36,000	21.9	30	25 ⁵ / ₁₆ x 31 ³ / ₁₆ x 31 ³ / ₁₆ (643 x 793 x 793)	196 / 160 (89 / 73)
T4A342GKD	3½	42,000	23.5	40	32 ¹ / ₈ x 31 ³ / ₁₆ x 31 ³ / ₁₆ (816 x 793 x 793)	230 / 195 (104 / 89)
T4A348GKD	4	48,000	26.0	40	35 ¹ / ₂ x 31 ³ / ₁₆ x 31 ³ / ₁₆ (902 x 793 x 793)	243 / 203 (110 / 92)
T4A360GKD	5	60,000	34.2	50	28 ¹¹ / ₁₆ x 31 ³ / ₁₆ x 31 ³ / ₁₆ (729 x 793 x 793)	250 / 215 (113 / 98)



Dimensions Inches

Model	Dimensions Inches												Minimum Mounting Pad Size	Crated Dimensions B(h) x A(w) x R(d)
	A	B	C	D	E	F	G	K	L	M	N	P		
T4A318GKD	23 ³ / ₈	25 ⁵ / ₁₆	3 ³ / ₄	5 ⁵ / ₈	4 ⁷ / ₁₆	18 ¹ / ₁₆	7 ¹³ / ₁₆	2 ¹³ / ₁₆	1/2	11	11	12	23 ¹ / ₂ x 23 ¹ / ₂	32 ⁹ / ₁₆ x 27 ³ / ₈ x 24 ¹ / ₄
T4A324GKD	23 ³ / ₈	25 ⁵ / ₁₆	3 ³ / ₄	5 ⁵ / ₈	4 ⁷ / ₁₆	18 ¹ / ₁₆	7 ¹³ / ₁₆	2 ¹³ / ₁₆	1/2	12	12	11	23 ¹ / ₂ x 23 ¹ / ₂	32 ⁹ / ₁₆ x 27 ³ / ₈ x 24 ¹ / ₄
T4A330GKD	23 ³ / ₈	28 ¹ / ₁₆	3 ³ / ₄	3 ³ / ₄	4 ⁷ / ₁₆	18 ¹ / ₁₆	7 ¹³ / ₁₆	2 ¹³ / ₁₆	1/2	11	11	12	23 ¹ / ₂ x 23 ¹ / ₂	35 ¹⁵ / ₁₆ x 27 ³ / ₈ x 24 ¹ / ₄
T4A336GKD	31 ³ / ₁₆	25 ⁵ / ₁₆	3 ³ / ₈	7 ⁵ / ₈	6 ⁹ / ₁₆	24 ¹ / ₁₆	9 ⁵ / ₈	2 ¹⁵ / ₁₆	5 ⁵ / ₈	16	14	11	31 ¹ / ₂ x 31 ¹ / ₂	32 ⁹ / ₁₆ x 35 ¹ / ₂ x 32 ⁵ / ₁₆
T4A342GKD	31 ³ / ₁₆	32 ³ / ₈	3 ³ / ₈	7 ⁵ / ₈	6 ⁹ / ₁₆	24 ¹ / ₁₆	9 ⁵ / ₈	2 ¹⁵ / ₁₆	5 ⁵ / ₈	15	16	15	31 ¹ / ₂ x 31 ¹ / ₂	39 ³ / ₈ x 35 ¹ / ₂ x 32 ⁵ / ₁₆
T4A348GKD	31 ³ / ₁₆	35 ¹ / ₂	3 ³ / ₈	7 ⁵ / ₈	6 ⁹ / ₁₆	24 ¹ / ₁₆	9 ⁵ / ₈	2 ¹⁵ / ₁₆	5 ⁵ / ₈	16	15	15	31 ¹ / ₂ x 31 ¹ / ₂	42 ³ / ₄ x 35 ¹ / ₂ x 32 ⁵ / ₁₆
T4A360GKD	31 ³ / ₁₆	28 ¹ / ₁₆	3 ³ / ₈	7 ⁵ / ₈	6 ⁹ / ₁₆	7 ¹ / ₁₆	9 ⁵ / ₈	2 ¹⁵ / ₁₆	5 ⁵ / ₈	15	14	12	31 ¹ / ₂ x 31 ¹ / ₂	35 ¹⁵ / ₁₆ x 35 ¹ / ₂ x 32 ⁵ / ₁₆



Dimensions MM

Model	Dimensions MM												Minimum Mounting Pad Size	Crated Dimensions B(h) x A(w) x R(d)
	A	B	C	D	E	F	G	K	L	M	N	P		
T4A318GKD	587	643	95	19	113	459	198	71	13	279	279	305	597 x 597	827 x 696 x 616
T4A324GKD	587	643	95	19	113	459	198	71	13	305	305	279	597 x 597	827 x 696 x 616
T4A330GKD	587	729	95	19	113	459	198	71	13	279	279	305	597 x 597	913 x 696 x 616
T4A336GKD	793	643	98	22	167	626	232	75	16	406	356	279	800 x 800	827 x 901 x 821
T4A342GKD	793	816	98	22	167	626	232	75	16	381	406	381	800 x 800	1000 x 901 x 821
T4A348GKD	793	902	98	22	167	626	232	75	16	406	381	381	800 x 800	1086 x 901 x 821
T4A360GKD	793	729	98	22	167	626	232	75	16	381	356	305	800 x 800	913 x 901 x 821

PHYSICAL DATA	PHYSICAL DATA						
Model Size	18	24	30	36	42	48	60
Nominal Cooling Capacity (BTU/hr)	18,000	24,000	30,000	36,000	42,000	48,000	60,000
Nominal SEER	13.0	13.0	13.0	13.0	13.0	13.0	13.0
Sound Rating** High Speed Fan (dBA) Low Speed Fan (dBA)	70 68	74 71	73 72	73 72	74 74	73 71	74 72
PSC Fan Motor HP	1/12	1/10	1/10	1/5	1/5	1/4	1/4
Fan RPM High Fan RPM Low	1094 995	1092 990	1087 718	840 805	841 799	828 764	816 735
Fan CFM (High)	1747	2191	2191	3359	3359	3937	3937
Coil Face Area ft ² (m ²)	8.40 (0.78)	8.40 (0.78)	9.80 (0.91)	12.93 (1.20)	17.25 (1.60)	19.40 (1.80)	12.93 (1.20)
Coil Rows–fins per inch	1–20	1–25	1–25	1–25	1–25	1–25	2–20
Low Pressure Switch Open Pressure (psig) Close Pressure (psig)	50 ± 7 95 ± 7	50 ± 7 95 ± 7	50 ± 7 95 ± 7	50 ± 7 95 ± 7	50 ± 7 95 ± 7	50 ± 7 95 ± 7	50 ± 7 95 ± 7
High Pressure Switch Open Pressure (psig) Close Pressure (psig)	610 ± 10 420 ± 25	610 ± 10 420 ± 25	610 ± 10 420 ± 25	610 ± 10 420 ± 25	610 ± 10 420 ± 25	610 ± 10 420 ± 25	610 ± 10 420 ± 25
Liquid Line Connection Size in. (mm)	3/8 (10)	3/8 (10)	3/8 (10)	3/8 (10)	3/8 (10)	3/8 (10)	3/8 (10)
Vapor Line Connection Size in. (mm)	3/4 (19)	3/4 (19)	3/4 (19)	7/8 (22)	7/8 (22)	7/8 (22)	7/8 (22)
Recommended Line Set Liquid Tube Diameter in. (mm)	3/8 (10)	3/8 (10)	3/8 (10)	3/8 (10)	3/8 (10)	3/8 (10)	3/8 (10)
Recommended Line Set Vapor Tube Diameter in. (mm)*	3/4 (19)*	3/4 (19)*	3/4 (19)*	7/8 (22)*	7/8 (22)*	7/8 (22)*	1 1/8 (29)*
* Recommended Vapor Tube Line size is for standard installations. These recommendations may not apply to “Long Line” installations. When the total equivalent line length exceeds 80 feet (24.4m) or there is more than 20 feet (6.1m) vertical separation between indoor and outdoor units, consult the Long Line Application Guideline document before purchasing/installing line sets.							
Factory Charge R–410A lbs. (kg)	3.50 (1.59)	3.80 (1.72)	4.10 (1.86)	5.60 (2.54)	5.84 (2.65)	7.00 (3.18)	8.19 (3.71)
Required Subcooling °F (°C)	10 (6)	10 (6)	10 (6)	12 (7)	10 (6)	15 (8)	10 (6)
Weight, shipping lbs. (kg)	143 (65)	142 (64)	151 (69)	196 (89)	230 (104)	243 (110)	250 (113)
Weight, operating lbs. (kg)	117 (53)	118 (54)	127 (58)	160 (73)	195 (89)	203 (92)	215 (98)

ELECTRICAL DATA (208/230–1–60, voltage range 197V – 253V)							
Model Size	18	24	30	36	42	48	60
Minimum Circuit Ampacity – MCA (amps)	11.7	17.6	16.8	21.9	23.5	26.0	34.2
Maximum OverCurrent Protective device – MOCP (amps)	20	30	30	30	40	40	50
Compressor RLA (Rated Load Amps) LRA (Locked Rotor Amps)	9.0 48	13.5 58.3	12.8 64	16.7 79	17.9 112	19.9 109	26.4 134
Fan Motor FLA (Full Load Amps)	0.5	0.8	0.8	1.1	1.1	1.2	1.2

**Sound Rating tested in accordance with ARI Standard 270–95 (not listed with ARI).

R-410A COOLING CAPACITY LOSS FOR VARIOUS LINE LENGTHS & TUBE DIAMETERS

Model Size	Liquid Line in.(mm)	Acceptable Vapor Line Sizes in. (mm)	Cooling Capacity Loss (%) at Total Equivalent Line Length, feet (m) Refer to Long Line Application Guideline to calculate equivalent length										
			Standard Application			Long Line Application (Requires Accessories)							
			25' (7.6)	50' (15.2)	80' (24.4)	81' (24.7)	100' (30.5)	125' (38.1)	150' (45.7)	175' (53.3)	200' (61)	225' (68.6)	250' (76.2)
18	3/8 (10)	1/2 (13)	1	2	3	3	4	6	7	8	9	10	12
		5/8 (16)	0	0	1	1	1	1	2	2	3	3	3
24		5/8 (16)	0	1	1	1	2	3	3	4	4	5	6
		3/4 (19)	0	0	0	0	0	1	1	1	1	1	2
30		7/8 (22)	0	0	0	0	0	0	0	0	0	0	1
		5/8 (16)	1	2	3	3	3	4	5	6	7	8	9
		3/4 (19)	0	0	1	1	1	1	2	2	2	3	3
36		7/8 (22)	0	0	0	0	0	1	1	1	1	1	1
		5/8 (16)	1	2	4	4	5	6	7	9	10	11	13
		3/4 (19)	0	0	1	1	1	2	2	3	3	4	4
42		7/8 (22)	0	0	0	0	0	1	1	1	1	1	2
		3/4 (19)	0	1	2	2	2	3	4	4	5	6	6
		1 1/8 (29)	0	0	0	0	0	0	0	0	0	0	1
48		7/8 (22)	0	0	1	1	1	1	2	2	2	3	3
	3/4 (19)	0	1	2	2	3	4	5	5	6	7	8	
	1 1/8 (29)	0	0	0	0	0	0	0	0	1	1	1	
60	7/8 (22)	0	1	2	2	2	3	4	4	5	5	6	
	3/4 (19)	1	2	4	4	5	6	7	9	10	11	12	
	1 1/8 (29)	0	0	0	0	1	1	1	1	1	1	2	

* Applications are considered “Long Line” if the total equivalent tubing length exceeds 80 feet (24.4m) or there is more than 20 foot (6.1m) vertical separation between indoor and outdoor units. These applications require additional accessories and system modifications for reliable system operation.

Applications in shaded area may have height restrictions that limit allowable total equivalent length when outdoor unit is below indoor unit.

ACCESSORY USAGE GUIDELINES

Accessory	REQUIRED FOR LOW-AMBIENT APPLICATIONS {Below 55°F (13°C)}	REQUIRED FOR LONG LINE APPLICATIONS* {Over 80 Ft.(24.4m)}
Crankcase Heater	Yes	Yes
Evaporator Freeze Thermostat	Yes	No
Winter Start Control	Yes	No
Hard Start Kit (Capacitor & Relay)	Yes	Yes
Low Ambient Kit (Pressure Switch)	Yes	No
Support Feet, 4" (102mm) tall	Recommended	No
Liquid Line Solenoid Valve	No	See Long-Line Application Guideline

* For Line Set lengths between 80 and 200 ft (24.4 and 61m) horizontal, or more than 20 ft (6.1m) indoor-outdoor vertical separation, refer to the Long Line Application Guideline document.

ACCESSORIES		
Part Number	Description	Used On Model Size
NASA001CH	Crankcase Heater for Scroll Compressor (208/230 V)	42, 48, 60
NASA003CH	Crankcase Heater for Scroll Compressor (208/230 V)	18, 24, 30, 36
NASA001SC	Start Component – PTC Device	ALL
NASA001FS	Evaporator Freeze Thermostat	ALL
NASA401LS	Liquid Line Solenoid Valve, R-410A	ALL
NASA001TD	Time Delay Relay, Indoor Blower	ALL
NASA001WS	Winter Start Control	ALL
NASA001AC	Anti-Cycle Timer (5 minute delay)	ALL
NASA005SC	Hard Start Kit (Capacitor & Relay)	ALL
NASA401LA	Low Ambient Kit (Pressure Switch), R-410A	ALL
NASA001SF	Support Feet, 4" (102mm) tall	ALL
EBAC05TXVX	TXV Kit, R-410A *	18, 24, 30
EBAC06TXVX	TXV Kit, R-410A *	36, 42
EBAC07TXVX	TXV Kit, R-410A *	48, 60

* ONLY converts Fan Coils equipped with factory installed R-22 TXV.

COOLING PERFORMANCE FOR COMBINATION RATINGS								
Indoor Models								
Outdoor Model	Current Indoor Model (‡ tested combo)	Furnace Model	Factory Installed	Cooling 95° F (35 ° F)			SEER	
				BTU/hr	S/T	EER	factory	w/ field TDR
T4A318GKD	‡ED*4X18B**	†	TXV	17,200	0.76	10.90		13.00
	ED*4X18B**	*8MPV050	TDR&TXV	18,000	0.76	12.00	14.00	
	ED*4X18B**	MV08B15**B*	TDR&TXV	17,200	0.76	12.20	14.50	
	ED*4X24B**	*8MPV050	TDR&TXV	18,400	0.76	12.20	14.50	
	ED*4X24B**	MV08B15**B*	TDR&TXV	17,200	0.76	12.20	14.50	
	ED*4X24B**	†	TXV	17,200	0.76	10.90		13.00
	ED*4X24F**	*9MPV050	TDR&TXV	18,400	0.76	12.20	14.50	
	ED*4X24F**	*9MPV075	TDR&TXV	18,500	0.76	12.20	14.50	
	ED*4X24F**	†	TXV	17,200	0.76	10.90		13.00
	EHD4X24A**	*8MPV050	TDR&TXV	17,200	0.76	12.20	14.50	
	EHD4X24A**	*9MPV050	TDR&TXV	17,200	0.76	12.20	14.50	
	EHD4X24A**	*9MPV075	TDR&TXV	17,200	0.76	12.00	14.00	
	EHD4X24A**	*9MVX040	TDR&TXV	18,000	0.76	12.00	14.00	
	EHD4X24A**	*9MVX060	TDR&TXV	18,000	0.76	12.00	14.50	
	EHD4X24A**	MV08B15**B*	TDR&TXV	17,200	0.76	12.20	14.50	
	EHD4X24A**	†	TXV	17,200	0.76	10.90		13.00
	EMA4X24D**	†	TXV	17,200	0.76	10.90		13.00
	FEM4X18****	†	TDR&TXV	17,200	0.76	12.00	14.00	
	FEM4X24****	†	TDR&TXV	17,200	0.76	12.20	14.50	
	FS(M,U)4X18****	†	TDR&TXV	17,200	0.76	10.90	13.00	
	FS(M,U)4X24****	†	TDR&TXV	18,000	0.76	10.90	13.00	
	FSA4X18**A*	†	TDR&TXV	17,200	0.76	10.90	13.00	
	FSA4X24**A*	†	TDR&TXV	17,200	0.76	10.90	13.00	
	FVM4X24****	†	TDR&TXV	17,200	0.76	12.20	14.50	
T4A324GKD	‡ED*4X24B**	†	TXV	23,000	0.72	11.00		13.00
	ED*4X24B**	*8MPV050	TDR&TXV	22,800	0.72	11.70	14.00	
	ED*4X24B**	MV08B15**B*	TDR&TXV	23,000	0.72	12.20	14.50	
	ED*4X24F**	*8MPV075	TDR&TXV	23,000	0.72	12.00	14.00	
	ED*4X24F**	*9MPV050	TDR&TXV	22,800	0.72	11.70	14.00	
	ED*4X24F**	*9MPV075	TDR&TXV	23,000	0.72	11.70	14.00	
	ED*4X24F**	*9MVX040	TDR&TXV	23,000	0.72	11.70	14.00	
	ED*4X24F**	*9MVX060	TDR&TXV	23,200	0.72	11.70	14.00	
	ED*4X24F**	MV12F19**B*	TDR&TXV	23,000	0.72	12.20	14.50	
	ED*4X24F**	†	TXV	23,000	0.72	11.00		13.00
	ED*4X30B**	*8MPV050	TDR&TXV	23,000	0.72	12.00	14.00	
	ED*4X30B**	MV08B15**B*	TDR&TXV	23,000	0.72	12.20	14.50	
	ED*4X30B**	†	TXV	23,000	0.72	11.00		13.00
	ED*4X30F**	*8MPV075	TDR&TXV	23,000	0.72	12.00	14.00	
	ED*4X30F**	*9MPV050	TDR&TXV	23,000	0.72	12.00	14.00	
	ED*4X30F**	*9MPV075	TDR&TXV	23,000	0.72	11.70	14.00	

2009 ENERGY STAR compliance for combinations with both: SEER 14.50 or higher and EER 12.00 or higher.

† For coils not listed with a matching furnace or blower, coil rating applies with any indoor blower device

- continued on next page -

COOLING PERFORMANCE FOR COMBINATION RATINGS (continued)								
Indoor Models								
Outdoor Model	Current Indoor Model († tested combo)	Furnace Model	Factory Installed	Cooling 95° F (35 ° F)			SEER	
				BTU/hr	S/T	EER	factory	w/ field TDR
T4A324GKD (continued)	ED*4X30F**	*9MVX040	TDR&TXV	23,400	0.72	12.00	14.00	
	ED*4X30F**	*9MVX060	TDR&TXV	23,400	0.72	12.00	14.00	
	ED*4X30F**	MV12F19**B*	TDR&TXV	23,000	0.72	12.20	14.50	
	ED*4X30F**	†	TXV	23,000	0.72	11.00		13.00
	EHD4X24A**	*8MPV050	TDR&TXV	22,800	0.72	11.70	14.00	
	EHD4X24A**	*8MPV075	TDR&TXV	23,000	0.72	11.70	14.00	
	EHD4X24A**	*8MPV100	TDR&TXV	23,000	0.72	12.00	14.00	
	EHD4X24A**	*8MPV125	TDR&TXV	23,000	0.72	12.00	14.00	
	EHD4X24A**	*9MPV050	TDR&TXV	22,800	0.72	11.70	14.00	
	EHD4X24A**	*9MPV075	TDR&TXV	23,000	0.72	11.70	13.50	
	EHD4X24A**	*9MPV100	TDR&TXV	23,000	0.72	11.50	13.50	
	EHD4X24A**	*9MPV125	TDR&TXV	23,000	0.72	12.00	14.00	
	EHD4X24A**	*9MVX040	TDR&TXV	23,000	0.72	11.70	14.00	
	EHD4X24A**	*9MVX060	TDR&TXV	23,200	0.72	11.70	14.00	
	EHD4X24A**	*9MVX080	TDR&TXV	23,200	0.72	12.00	14.00	
	EHD4X24A**	*9MVX100	TDR&TXV	23,200	0.72	12.00	14.00	
	EHD4X24A**	MV08B15**B*	TDR&TXV	23,000	0.72	12.20	14.50	
	EHD4X24A**	MV12F19**B*	TDR&TXV	23,000	0.72	12.20	14.50	
	EHD4X24A**	†	TXV	23,000	0.72	11.00		13.00
	EHD4X30A**	*8MPV050	TDR&TXV	23,000	0.72	12.00	14.00	
	EHD4X30A**	*8MPV075	TDR&TXV	23,000	0.72	12.00	14.00	
	EHD4X30A**	*8MPV100	TDR&TXV	23,000	0.72	12.20	14.50	
	EHD4X30A**	*8MPV125	TDR&TXV	23,000	0.72	12.20	14.50	
	EHD4X30A**	*9MPV050	TDR&TXV	23,000	0.72	11.70	14.00	
	EHD4X30A**	*9MPV075	TDR&TXV	23,000	0.72	11.70	14.00	
	EHD4X30A**	*9MPV100	TDR&TXV	23,000	0.72	12.00	14.00	
	EHD4X30A**	*9MPV125	TDR&TXV	23,000	0.72	12.00	14.00	
	EHD4X30A**	*9MVX040	TDR&TXV	23,400	0.72	11.70	14.00	
	EHD4X30A**	*9MVX060	TDR&TXV	23,400	0.72	12.00	14.00	
	EHD4X30A**	*9MVX080	TDR&TXV	23,400	0.72	12.00	14.00	
	EHD4X30A**	*9MVX100	TDR&TXV	23,400	0.72	12.20	14.50	
	EHD4X30A**	MV08B15**B*	TDR&TXV	23,000	0.72	12.20	14.50	
	EHD4X30A**	MV12F19**B*	TDR&TXV	23,000	0.72	12.20	14.50	
	EHD4X30A**	†	TXV	23,000	0.72	11.00		13.00
	EMA4X24D**	†	TXV	23,000	0.72	11.00		13.00
	FEM4X24****	†	TDR&TXV	23,000	0.72	11.70	14.00	
	FEM4X30****	†	TDR&TXV	23,000	0.72	12.00	14.00	
	FS(M,U)4X24****	†	TDR&TXV	22,800	0.72	11.00	13.00	
	FS(M,U)4X30****	†	TDR&TXV	23,000	0.72	11.00	13.00	
	FSA4X24**A*	†	TDR&TXV	22,600	0.72	10.90	13.00	
FSA4X30**A*	†	TDR&TXV	23,000	0.72	10.90	13.00		
FVM4X24****	†	TDR&TXV	22,600	0.72	12.00	14.00		
FVM4X36****	†	TDR&TXV	23,000	0.72	12.20	14.50		

2009 ENERGY STAR compliance for combinations with both: SEER 14.50 or higher and EER 12.00 or higher.

† For coils not listed with a matching furnace or blower, coil rating applies with any indoor blower device

- continued on next page -

COOLING PERFORMANCE FOR COMBINATION RATINGS (continued)								
Indoor Models								
Outdoor Model	Current Indoor Model (‡ tested combo)	Furnace Model	Factory Installed	Cooling 95° F (35 ° F)			SEER	
				BTU/hr	S/T	EER	factory	w/ field TDR
T4A330GKD	‡ED*4X30B**	†	TXV	27,200	0.77	10.80		13.00
	ED*4X30B**	*8MPV050	TDR&TXV	27,200	0.77	11.00	13.00	
	ED*4X30B**	MV08B15**B*	TDR&TXV	27,200	0.77	12.00	14.00	
	ED*4X30F**	*8MPV075	TDR&TXV	27,200	0.77	11.70	14.00	
	ED*4X30F**	*9MPV050	TDR&TXV	27,200	0.77	11.20	13.50	
	ED*4X30F**	*9MPV075	TDR&TXV	27,200	0.77	11.20	13.50	
	ED*4X30F**	*9MVX040	TDR&TXV	27,400	0.77	11.20	13.50	
	ED*4X30F**	*9MVX060	TDR&TXV	27,400	0.77	11.50	13.50	
	ED*4X30F**	MV12F19**B*	TDR&TXV	27,200	0.77	12.20	14.50	
	ED*4X30F**	†	TXV	27,200	0.77	10.80		13.00
	ED*4X36B**	*8MPV050	TDR&TXV	27,200	0.77	11.00	13.00	
	ED*4X36B**	MV08B15**B*	TDR&TXV	27,200	0.77	12.00	14.00	
	ED*4X36B**	†	TXV	27,200	0.77	10.80		13.00
	ED*4X36F**	*8MPV075	TDR&TXV	27,200	0.77	11.70	14.00	
	ED*4X36F**	*9MPV050	TDR&TXV	27,200	0.77	11.20	13.50	
	ED*4X36F**	*9MPV075	TDR&TXV	27,200	0.77	11.50	13.50	
	ED*4X36F**	*9MVX040	TDR&TXV	27,400	0.77	11.20	13.50	
	ED*4X36F**	*9MVX060	TDR&TXV	27,400	0.77	11.50	13.50	
	ED*4X36F**	MV12F19**B*	TDR&TXV	27,200	0.77	12.20	14.50	
	ED*4X36F**	†	TXV	27,200	0.77	10.80		13.00
	ED*4X36J**	*8MPV100	TDR&TXV	27,200	0.77	12.00	14.50	
	ED*4X36J**	*8MPV125	TDR&TXV	27,200	0.77	12.00	14.00	
	ED*4X36J**	*9MPV100	TDR&TXV	27,200	0.77	11.70	14.00	
	ED*4X36J**	*9MVX080	TDR&TXV	27,800	0.77	11.70	14.00	
	ED*4X36J**	†	TXV	27,200	0.77	10.80		13.00
	EHD4X30A**	*8MPV050	TDR&TXV	27,200	0.77	11.00	13.00	
	EHD4X30A**	*8MPV075	TDR&TXV	27,200	0.77	11.50	14.00	
	EHD4X30A**	*8MPV100	TDR&TXV	27,200	0.77	11.70	14.00	
	EHD4X30A**	*8MPV125	TDR&TXV	27,200	0.77	11.70	14.00	
	EHD4X30A**	*9MPV050	TDR&TXV	27,200	0.77	11.20	13.50	
	EHD4X30A**	*9MPV075	TDR&TXV	27,200	0.77	11.20	13.50	
	EHD4X30A**	*9MPV100	TDR&TXV	27,200	0.77	11.70	14.00	
	EHD4X30A**	*9MPV125	TDR&TXV	27,200	0.77	11.70	14.00	
	EHD4X30A**	*9MVX040	TDR&TXV	27,400	0.77	11.20	13.50	
	EHD4X30A**	*9MVX060	TDR&TXV	27,400	0.77	11.50	13.50	
	EHD4X30A**	*9MVX080	TDR&TXV	27,400	0.77	11.70	13.50	
EHD4X30A**	*9MVX100	TDR&TXV	27,400	0.77	11.70	14.00		
EHD4X30A**	MV08B15**B*	TDR&TXV	27,200	0.77	12.00	14.00		
EHD4X30A**	MV12F19**B*	TDR&TXV	27,200	0.77	12.00	14.50		
EHD4X30A**	†	TXV	27,200	0.77	10.80		13.00	
EHD4X36A**	*8MPV050	TDR&TXV	27,200	0.77	11.00	13.00		

2009 ENERGY STAR compliance for combinations with both: SEER 14.50 or higher and EER 12.00 or higher.

† For coils not listed with a matching furnace or blower, coil rating applies with any indoor blower device

- continued on next page -

COOLING PERFORMANCE FOR COMBINATION RATINGS (continued)								
Indoor Models								
Outdoor Model	Current Indoor Model († tested combo)	Furnace Model	Factory Installed	Cooling 95° F (35 ° F)			SEER	
				BTU/hr	S/T	EER	factory	w/ field TDR
T4A330GKD (continued)	EHD4X36A**	*8MPV075	TDR&TXV	27,200	0.77	11.70	14.00	
	EHD4X36A**	*8MPV100	TDR&TXV	27,200	0.77	12.00	14.50	
	EHD4X36A**	*8MPV125	TDR&TXV	27,200	0.77	12.00	14.50	
	EHD4X36A**	*9MPV050	TDR&TXV	27,200	0.77	11.50	13.50	
	EHD4X36A**	*9MPV075	TDR&TXV	27,200	0.77	11.50	13.50	
	EHD4X36A**	*9MPV100	TDR&TXV	27,200	0.77	11.70	14.00	
	EHD4X36A**	*9MPV125	TDR&TXV	27,200	0.77	12.00	14.00	
	EHD4X36A**	*9MVX040	TDR&TXV	27,400	0.77	11.20	13.50	
	EHD4X36A**	*9MVX060	TDR&TXV	27,400	0.77	11.50	13.50	
	EHD4X36A**	*9MVX080	TDR&TXV	27,800	0.77	11.70	14.00	
	EHD4X36A**	*9MVX100	TDR&TXV	27,800	0.77	12.00	14.00	
	EHD4X36A**	MV08B15**B*	TDR&TXV	27,200	0.77	12.00	14.00	
	EHD4X36A**	MV12F19**B*	TDR&TXV	27,200	0.77	12.20	14.50	
	EHD4X36A**	†	TXV	27,200	0.77	10.80		13.00
	EMA4X36D**	†	TXV	27,200	0.77	10.80		13.00
	FEM4X30****	†	TDR&TXV	27,200	0.77	11.50	14.00	
	FEM4X36****	†	TDR&TXV	27,200	0.77	11.50	14.00	
	FS(M,U)4X30****	†	TDR&TXV	27,000	0.77	10.80	13.00	
	FSA4X36**A*	†	TDR&TXV	27,200	0.77	10.80	13.00	
	FSM4X36****	†	TDR&TXV	27,200	0.77	10.80	13.00	
	FVM4X24****	†	TDR&TXV	26,800	0.77	11.70	13.50	
FVM4X36****	†	TDR&TXV	27,200	0.77	12.20	14.50		
FVM4X48****	†	TDR&TXV	27,200	0.77	12.20	14.50		
T4A336GKD	‡ED*4X36F**	†	TXV	35,200	0.75	11.00		13.20
	ED*4X36B**	*8MPV050	TDR&TXV	34,000	0.75	11.00	13.20	
	ED*4X36B**	MV08B15**B*	TDR&TXV	34,600	0.75	11.70	14.00	
	ED*4X36B**	†	TXV	34,200	0.75	11.00		13.20
	ED*4X36F**	*8MPV075	TDR&TXV	35,200	0.75	11.50	13.50	
	ED*4X36F**	*9MPV050	TDR&TXV	35,000	0.75	11.20	13.20	
	ED*4X36F**	*9MPV075	TDR&TXV	35,200	0.75	11.20	13.50	
	ED*4X36F**	*9MVX040	TDR&TXV	35,000	0.75	11.00	13.20	
	ED*4X36F**	*9MVX060	TDR&TXV	35,200	0.75	11.20	13.50	
	ED*4X36F**	MV12F19**B*	TDR&TXV	35,200	0.75	12.00	14.50	
	ED*4X36J**	*8MPV100	TDR&TXV	35,200	0.75	11.70	14.00	
	ED*4X36J**	*8MPV125	TDR&TXV	35,200	0.75	12.00	14.00	
	ED*4X36J**	*9MPV100	TDR&TXV	35,200	0.75	11.70	13.50	
	ED*4X36J**	*9MVX080	TDR&TXV	35,200	0.75	11.70	13.50	
	ED*4X36J**	MV16J22**B*	TDR&TXV	35,200	0.75	12.20	14.50	
	ED*4X36J**	†	TXV	35,200	0.75	11.00		13.20
	ED*4X42F**	*8MPV075	TDR&TXV	35,000	0.75	11.70	13.50	

2009 ENERGY STAR compliance for combinations with both: SEER 14.50 or higher and EER 12.00 or higher.

† For coils not listed with a matching furnace or blower, coil rating applies with any indoor blower device

- continued on next page -

COOLING PERFORMANCE FOR COMBINATION RATINGS (continued)								
Indoor Models								
Outdoor Model	Current Indoor Model (‡ tested combo)	Furnace Model	Factory Installed	Cooling 95° F (35 ° F)			SEER	
				BTU/hr	S/T	EER	factory	w/ field TDR
T4A336GKD (continued)	ED*4X42F**	*9MPV050	TDR&TXV	34,400	0.75	11.20	13.20	
	ED*4X42F**	*9MPV075	TDR&TXV	34,600	0.75	11.20	13.50	
	ED*4X42F**	*9MVX040	TDR&TXV	35,200	0.75	11.20	13.20	
	ED*4X42F**	*9MVX060	TDR&TXV	35,200	0.75	11.50	13.50	
	ED*4X42F**	MV12F19**B*	TDR&TXV	35,000	0.75	12.20	14.50	
	ED*4X42F**	†	TXV	34,800	0.75	11.00		13.20
	ED*4X42J**	*8MPV100	TDR&TXV	35,200	0.75	12.00	14.00	
	ED*4X42J**	*8MPV125	TDR&TXV	35,200	0.75	12.00	14.50	
	ED*4X42J**	*9MPV100	TDR&TXV	35,200	0.75	11.70	14.00	
	ED*4X42J**	*9MVX080	TDR&TXV	35,200	0.75	11.70	14.00	
	ED*4X42J**	MV16J22**B*	TDR&TXV	35,200	0.75	12.20	14.50	
	ED*4X42J**	†	TXV	35,200	0.75	11.00		13.20
	ED*4X42L**	*9MPV125	TDR&TXV	35,200	0.75	12.00	14.00	
	ED*4X42L**	*9MVX100	TDR&TXV	35,200	0.75	12.00	14.00	
	ED*4X42L**	MV20L24**B*	TDR&TXV	35,200	0.75	12.20	14.50	
	ED*4X42L**	†	TXV	35,200	0.75	11.00		13.20
	EHD4X36A**	*8MPV050	TDR&TXV	35,200	0.75	11.00	13.20	
	EHD4X36A**	*8MPV075	TDR&TXV	35,200	0.75	11.50	13.50	
	EHD4X36A**	*8MPV100	TDR&TXV	35,200	0.75	11.70	14.00	
	EHD4X36A**	*8MPV125	TDR&TXV	35,200	0.75	12.00	14.00	
	EHD4X36A**	*9MPV050	TDR&TXV	35,200	0.75	11.20	13.20	
	EHD4X36A**	*9MPV075	TDR&TXV	35,200	0.75	11.20	13.50	
	EHD4X36A**	*9MPV100	TDR&TXV	35,200	0.75	11.70	13.50	
	EHD4X36A**	*9MPV125	TDR&TXV	35,200	0.75	12.00	14.00	
	EHD4X36A**	*9MVX040	TDR&TXV	35,000	0.75	11.00	13.20	
	EHD4X36A**	*9MVX060	TDR&TXV	35,200	0.75	11.20	13.50	
	EHD4X36A**	*9MVX080	TDR&TXV	35,200	0.75	11.70	13.50	
	EHD4X36A**	*9MVX100	TDR&TXV	35,200	0.75	12.00	14.00	
	EHD4X36A**	MV08B15**B*	TDR&TXV	35,200	0.75	11.70	14.00	
	EHD4X36A**	MV12F19**B*	TDR&TXV	35,200	0.75	12.00	14.50	
	EHD4X36A**	MV16J22**B*	TDR&TXV	35,200	0.75	12.20	14.50	
	EHD4X36A**	MV20L24**B*	TDR&TXV	35,200	0.75	12.20	14.50	
	EHD4X36A**	†	TXV	35,200	0.75	11.00		13.20
	EHD4X42A**	*8MPV050	TDR&TXV	35,200	0.75	11.20	13.50	
	EHD4X42A**	*8MPV075	TDR&TXV	35,200	0.75	11.70	13.50	
	EHD4X42A**	*8MPV100	TDR&TXV	35,200	0.75	12.00	14.00	
	EHD4X42A**	*8MPV125	TDR&TXV	35,200	0.75	12.00	14.50	
	EHD4X42A**	*9MPV050	TDR&TXV	35,200	0.75	11.20	13.20	
	EHD4X42A**	*9MPV075	TDR&TXV	35,200	0.75	11.20	13.50	
	EHD4X42A**	*9MPV100	TDR&TXV	35,200	0.75	11.70	14.00	
EHD4X42A**	*9MPV125	TDR&TXV	35,200	0.75	12.00	14.00		
EHD4X42A**	*9MVX040	TDR&TXV	35,200	0.75	11.20	13.20		

2009 ENERGY STAR compliance for combinations with both: SEER 14.50 or higher and EER 12.00 or higher.

† For coils not listed with a matching furnace or blower, coil rating applies with any indoor blower device

- continued on next page -

COOLING PERFORMANCE FOR COMBINATION RATINGS (continued)								
Indoor Models								
Outdoor Model	Current Indoor Model (‡ tested combo)	Furnace Model	Factory Installed	Cooling 95° F (35 ° F)			SEER	
				BTU/hr	S/T	EER	factory	w/ field TDR
T4A336GKD (continued)	EHD4X42A**	*9MVX060	TDR&TXV	35,200	0.75	11.50	13.50	
	EHD4X42A**	*9MVX080	TDR&TXV	35,200	0.75	11.70	14.00	
	EHD4X42A**	*9MVX100	TDR&TXV	35,200	0.75	12.00	14.00	
	EHD4X42A**	MV08B15**B*	TDR&TXV	35,200	0.75	12.20	14.50	
	EHD4X42A**	MV12F19**B*	TDR&TXV	35,200	0.75	12.20	14.50	
	EHD4X42A**	MV16J22**B*	TDR&TXV	35,200	0.75	12.20	14.50	
	EHD4X42A**	MV20L24**B*	TDR&TXV	35,200	0.75	12.20	14.50	
	EHD4X42A**	†	TXV	35,200	0.75	11.00		13.20
	EMA4X36D**	†	TXV	35,200	0.75	11.00		13.20
	FEM4X36****	†	TDR&TXV	35,200	0.75	11.70	14.00	
	FEM4X42****	†	TDR&TXV	35,200	0.75	11.70	14.00	
	FS(M,U)4X42****	†	TDR&TXV	35,200	0.75	11.00	13.00	
	FSA4X36**A*	†	TDR&TXV	35,200	0.75	10.80	13.00	
	FSM4X36****	†	TDR&TXV	35,200	0.75	11.00	13.20	
	FSU4X36****	†	TDR&TXV	35,200	0.75	10.80	13.00	
	FVM4X24****	†	TDR&TXV	35,200	0.75	11.70	13.50	
	FVM4X36****	†	TDR&TXV	35,200	0.75	12.00	14.50	
	FVM4X48****	†	TDR&TXV	35,200	0.75	12.20	14.50	
	FVM4X60****	†	TDR&TXV	35,200	0.75	12.50	15.00	
T4A342GKD	‡ED*4X42J**	†	TXV	41,000	0.77	11.00		13.20
	ED*4X42F**	*8MPV075	TDR&TXV	40,000	0.77	11.20	13.50	
	ED*4X42F**	*9MPV075	TDR&TXV	40,000	0.77	11.00	13.00	
	ED*4X42F**	*9MVX060	TDR&TXV	40,000	0.77	11.20	13.20	
	ED*4X42F**	MV12F19**B*	TDR&TXV	40,000	0.77	12.00	14.00	
	ED*4X42F**	†	TXV	41,000	0.77	11.00		13.20
	ED*4X42J**	*8MPV100	TDR&TXV	40,500	0.77	11.70	14.00	
	ED*4X42J**	*8MPV125	TDR&TXV	40,500	0.77	11.70	14.00	
	ED*4X42J**	*9MVX080	TDR&TXV	40,000	0.77	11.50	13.50	
	ED*4X42J**	MV16J22**B*	TDR&TXV	40,500	0.77	12.20	14.50	
	ED*4X42L**	*9MPV125	TDR&TXV	40,000	0.77	11.70	14.00	
	ED*4X42L**	MV20L24**B*	TDR&TXV	40,500	0.77	12.20	14.50	
	ED*4X42L**	†	TXV	41,000	0.77	11.00		13.20
	ED*4X48F**	*8MPV075	TDR&TXV	41,000	0.77	11.20	13.50	
	ED*4X48F**	*9MPV075	TDR&TXV	40,500	0.77	11.20	13.20	
	ED*4X48F**	*9MVX060	TDR&TXV	40,500	0.77	11.20	13.50	
	ED*4X48F**	MV12F19**B*	TDR&TXV	41,000	0.77	12.20	14.50	
	ED*4X48F**	†	TXV	41,000	0.77	11.20		13.20
	ED*4X48J**	*8MPV100	TDR&TXV	41,500	0.77	11.70	14.00	
	ED*4X48J**	*8MPV125	TDR&TXV	41,000	0.77	12.00	14.00	
	ED*4X48J**	*9MPV100	TDR&TXV	41,500	0.77	11.00	13.20	
ED*4X48J**	*9MVX080	TDR&TXV	41,000	0.77	11.70	13.50		
ED*4X48J**	MV16J22**B*	TDR&TXV	41,000	0.77	12.20	14.50		

2009 ENERGY STAR compliance for combinations with both: SEER 14.50 or higher and EER 12.00 or higher.

† For coils not listed with a matching furnace or blower, coil rating applies with any indoor blower device

- continued on next page -

COOLING PERFORMANCE FOR COMBINATION RATINGS (continued)								
Indoor Models								
Outdoor Model	Current Indoor Model (‡ tested combo)	Furnace Model	Factory Installed	Cooling 95° F (35 ° F)			SEER	
				BTU/hr	S/T	EER	factory	w/ field TDR
T4A342GKD (continued)	ED*4X48J**	†	TXV	41,000	0.77	11.20		13.20
	ED*4X48L**	*9MPV125	TDR&TXV	41,000	0.77	12.00	14.00	
	ED*4X48L**	*9MVX100	TDR&TXV	41,000	0.77	12.00	14.00	
	ED*4X48L**	MV20L24**B*	TDR&TXV	41,000	0.77	12.20	14.50	
	ED*4X48L**	†	TXV	41,000	0.77	11.20		13.20
	EHD4X42A**	*8MPV075	TDR&TXV	40,000	0.77	11.20	13.50	
	EHD4X42A**	*8MPV100	TDR&TXV	40,500	0.77	11.70	14.00	
	EHD4X42A**	*8MPV125	TDR&TXV	40,500	0.77	11.70	14.00	
	EHD4X42A**	*8MPV125	TDR&TXV	41,000	0.77	12.00	14.00	
	EHD4X42A**	*9MPV075	TDR&TXV	40,000	0.77	11.00	13.00	
	EHD4X42A**	*9MPV100	TDR&TXV	40,500	0.77	11.70	14.00	
	EHD4X42A**	*9MPV125	TDR&TXV	40,000	0.77	11.70	14.00	
	EHD4X42A**	*9MVX060	TDR&TXV	40,000	0.77	11.20	13.20	
	EHD4X42A**	*9MVX080	TDR&TXV	40,000	0.77	11.50	13.50	
	EHD4X42A**	*9MVX100	TDR&TXV	40,000	0.77	12.00	14.00	
	EHD4X42A**	MV12F19**B*	TDR&TXV	40,000	0.77	12.00	14.00	
	EHD4X42A**	MV16J22**B*	TDR&TXV	40,500	0.77	12.20	14.50	
	EHD4X42A**	MV20L24**B*	TDR&TXV	41,000	0.77	12.20	14.50	
	EHD4X42A**	†	TXV	41,000	0.77	11.00		13.20
	EHD4X48A**	*8MPV075	TDR&TXV	41,500	0.77	11.20	13.50	
	EHD4X48A**	*8MPV100	TDR&TXV	41,000	0.77	11.70	14.00	
	EHD4X48A**	*9MPV075	TDR&TXV	41,000	0.77	11.20	13.20	
	EHD4X48A**	*9MPV100	TDR&TXV	41,500	0.77	11.00	13.20	
	EHD4X48A**	*9MPV125	TDR&TXV	41,000	0.77	12.00	14.00	
	EHD4X48A**	*9MVX060	TDR&TXV	41,000	0.77	11.20	13.50	
	EHD4X48A**	*9MVX080	TDR&TXV	41,000	0.77	11.70	13.50	
	EHD4X48A**	*9MVX100	TDR&TXV	41,000	0.77	12.00	14.00	
	EHD4X48A**	MV12F19**B*	TDR&TXV	41,000	0.77	12.20	14.50	
	EHD4X48A**	MV16J22**B*	TDR&TXV	41,000	0.77	12.20	14.50	
	EHD4X48A**	MV20L24**B*	TDR&TXV	41,000	0.77	12.20	14.50	
	EHD4X48A**	†	TXV	41,000	0.77	11.20		13.20
	EMA4X48D**	†	TXV	41,000	0.77	11.00		13.20
	FEM4X42****	†	TDR&TXV	41,000	0.77	11.70	14.00	
FEM4X48****	†	TDR&TXV	41,000	0.77	12.00	14.00		
FS(M,U)4X42****	†	TDR&TXV	41,000	0.77	11.00	13.00		
FS(M,U)4X48****	†	TDR&TXV	41,000	0.77	11.20	13.20		
FSM4X36****	†	TDR&TXV	41,000	0.77	11.00	13.00		
FVM4X48****	†	TDR&TXV	41,000	0.77	12.20	14.50		
FVM4X60****	†	TDR&TXV	41,000	0.77	12.20	14.50		
T4A348GKD	‡ED*4X48J**	†	TXV	46,000	0.71	11.00		13.20
	ED*4X48F**	†	TXV	45,000	0.71	11.00		13.20
	ED*4X48J**	*8MPV100	TDR&TXV	45,000	0.71	11.50	13.50	

2009 ENERGY STAR compliance for combinations with both: SEER 14.50 or higher and EER 12.00 or higher.

† For coils not listed with a matching furnace or blower, coil rating applies with any indoor blower device

- continued on next page -

COOLING PERFORMANCE FOR COMBINATION RATINGS (continued)								
Indoor Models								
Outdoor Model	Current Indoor Model († tested combo)	Furnace Model	Factory Installed	Cooling 95° F (35 ° F)			SEER	
				BTU/hr	S/T	EER	factory	w/ field TDR
T4A348GKD (continued)	ED*4X48J**	*8MPV125	TDR&TXV	45,000	0.71	11.70	13.50	
	ED*4X48J**	*9MPV100	TDR&TXV	45,000	0.71	11.20	13.20	
	ED*4X48J**	*9MVX080	TDR&TXV	45,500	0.71	11.20	13.20	
	ED*4X48J**	MV16J22**B*	TDR&TXV	45,000	0.71	12.00	14.00	
	ED*4X48L**	*9MPV125	TDR&TXV	45,500	0.71	11.50	13.50	
	ED*4X48L**	*9MVX100	TDR&TXV	45,000	0.71	11.50	13.50	
	ED*4X48L**	MV20L24**B*	TDR&TXV	45,500	0.71	12.00	14.00	
	ED*4X48L**	†	TXV	46,000	0.71	11.00		13.20
	ED*4X60J**	*8MPV100	TDR&TXV	46,000	0.71	11.70	14.00	
	ED*4X60J**	*8MPV125	TDR&TXV	46,000	0.71	12.00	14.00	
	ED*4X60J**	*9MPV100	TDR&TXV	46,000	0.71	11.70	13.50	
	ED*4X60J**	*9MVX080	TDR&TXV	46,500	0.71	11.70	13.50	
	ED*4X60J**	MV16J22**B*	TDR&TXV	46,000	0.71	12.20	14.50	
	ED*4X60J**	†	TXV	46,000	0.71	11.20		13.20
	ED*4X60L**	*9MPV125	TDR&TXV	46,500	0.71	11.70	13.50	
	ED*4X60L**	*9MVX100	TDR&TXV	46,000	0.71	11.70	13.50	
	ED*4X60L**	MV20L24**B*	TDR&TXV	46,500	0.71	12.20	14.50	
	ED*4X60L**	†	TXV	46,500	0.71	11.20		13.20
	EHD4X48A**	*8MPV100	TDR&TXV	46,000	0.71	11.50	13.50	
	EHD4X48A**	*8MPV125	TDR&TXV	46,000	0.71	11.70	13.50	
	EHD4X48A**	*9MPV100	TDR&TXV	45,500	0.71	11.20	13.20	
	EHD4X48A**	*9MPV125	TDR&TXV	45,500	0.71	11.50	13.50	
	EHD4X48A**	*9MVX080	TDR&TXV	45,500	0.71	11.20	13.20	
	EHD4X48A**	*9MVX100	TDR&TXV	45,000	0.71	11.50	13.50	
	EHD4X48A**	MV16J22**B*	TDR&TXV	46,000	0.71	12.00	14.00	
	EHD4X48A**	MV20L24**B*	TDR&TXV	46,000	0.71	12.00	14.00	
	EHD4X48A**	†	TXV	46,000	0.71	11.00		13.20
	EHD4X60A**	*8MPV100	TDR&TXV	46,500	0.71	11.70	14.00	
	EHD4X60A**	*8MPV125	TDR&TXV	46,500	0.71	12.00	14.00	
	EHD4X60A**	*9MPV100	TDR&TXV	46,500	0.71	11.70	13.50	
	EHD4X60A**	*9MPV125	TDR&TXV	46,500	0.71	11.70	13.50	
	EHD4X60A**	*9MVX080	TDR&TXV	46,500	0.71	11.70	13.50	
	EHD4X60A**	*9MVX100	TDR&TXV	46,000	0.71	11.70	13.50	
	EHD4X60A**	MV16J22**B*	TDR&TXV	46,500	0.71	12.20	14.50	
	EHD4X60A**	MV20L24**B*	TDR&TXV	46,500	0.71	12.20	14.50	
	EHD4X60A**	†	TXV	46,500	0.71	11.20		13.20
	EMA4X48D**	†	TXV	45,000	0.71	11.00		13.20
	FEM4X48****	†	TDR&TXV	46,500	0.71	11.70	13.50	
	FEM4X60****	†	TDR&TXV	47,500	0.71	12.00	14.00	
	FS(M,U)4X48****	†	TDR&TXV	45,500	0.71	11.20	13.20	
FS(M,U)4X60****	†	TDR&TXV	46,500	0.71	11.20	13.20		
FVM4X48****	†	TDR&TXV	46,000	0.71	12.00	14.00		
FVM4X60****	†	TDR&TXV	46,500	0.71	12.20	14.50		

2009 ENERGY STAR compliance for combinations with both: SEER 14.50 or higher and EER 12.00 or higher.

† For coils not listed with a matching furnace or blower, coil rating applies with any indoor blower device

- continued on next page -

COOLING PERFORMANCE FOR COMBINATION RATINGS (continued)								
Indoor Models								
Outdoor Model	Current Indoor Model (‡ tested combo)	Furnace Model	Factory Installed	Cooling 95° F (35 ° F)			SEER	
				BTU/hr	S/T	EER	factory	w/ field TDR
T4A360GKD	‡ED*4X60L**	†	TXV	57,500	0.74	11.00		13.00
	ED*4X60J**	MV16J22**B*	TDR&TXV	57,000	0.74	11.20	13.50	
	ED*4X60J**	†	TXV	57,500	0.74	11.00		13.00
	ED*4X60L**	MV20L24**B*	TDR&TXV	57,000	0.74	11.20	13.20	
	EHD4X60A**	MV16J22**B*	TDR&TXV	57,500	0.74	11.50	13.50	
	EHD4X60A**	MV20L24**B*	TDR&TXV	57,000	0.74	11.20	13.20	
	EHD4X60A**	†	TXV	57,500	0.74	11.00		13.00
	FEM4X60****	†	TDR&TXV	57,500	0.74	11.20	13.20	
	FVM4X60****	†	TDR&TXV	57,500	0.74	11.50	13.50	

2009 ENERGY STAR compliance for combinations with both: SEER 14.50 or higher and EER 12.00 or higher.
 † For coils not listed with a matching furnace or blower, coil rating applies with any indoor blower device



This product has been designed and manufactured to meet ENERGY STAR criteria for energy efficiency when matched with appropriate coil components. However, proper refrigerant charge and proper air flow are critical to achieve rated capacity and efficiency. Installation of this product should follow the manufacturer's refrigerant charging and air flow instructions. Failure to confirm proper charge and airflow may reduce energy efficiency and shorten equipment life.

OUTDOOR UNIT MODEL NUMBER IDENTIFICATION GUIDE (single phase)											
Digit Position:	1	2	3	4	5, 6	7	8	9	10	11	12
Example Part Number:	T	4	A	3	18	G	K	D	1	0	0
T = Tempstar Mainline N = Tempstar Entry BRANDING											
2 = R-22 4 = R-410A REFRIGERANT											
A = Air Conditioner H = Heat Pump TYPE											
3 = 13 SEER 4 = 14 SEER 5 = 15 SEER 6 = 16 SEER 7 = 17 SEER 8 = 18 SEER NOMINAL EFFICIENCY											
18 = 18,000 BTUH = 1½ tons 24 = 24,000 BTUH = 2 tons 30 = 30,000 BTUH = 2½ tons 36 = 36,000 BTUH = 3 tons 42 = 42,000 BTUH = 3½ tons 48 = 48,000 BTUH = 4 tons 60 = 60,000 BTUH = 5 tons NOMINAL CAPACITY											
A = Standard Grille G = Coil Guard Grille C = Coastal FEATURES											
K = 208/230-1-60 VOLTAGE											
Sales Code											
Engineering Revision											
Extra Digit											
Extra Digit											

ACCESSORIES PART NUMBER IDENTIFICATION GUIDE									
Digit Position:	1	2	3	4	5	6, 7	8, 9	10, 11	
Example Part Number:	N	A	S	A	0	01	01	CH	
N = Non-Branded BRANDING									
A = Accessory PRODUCT GROUP									
S = Split System (AC & HP) KIT USAGE									
A = Original B = 2nd Generation MAJOR SERIES									
0 = Generic or Not Applicable 2 = R-22 4 = R-410A REFRIGERANT									
Product Identifier Number									
Package Quantity									
Type of Kit (Example: CH = Crankcase Heater)									

International Comfort Products, LLC
 Lewisburg, Tennessee 37091 USA
www.GoTempstar.com