



# N9MP2

## Performance 90 Single Stage

### Flexibility

- Direct Vent ONLY (2 pipe only).
- 40" high with narrower cabinets, for more flexibility in tight locations.
- Factory shipped as natural gas, with LP Gas conversion kits available.
- Four position - upflow/downflow/horizontal installation.
- Vent pipe can be run horizontally or vertically.
- Internal condensate drain system.

### Service

- Self diagnostics.
- Entire blower assembly mounted on rails.

### Quality

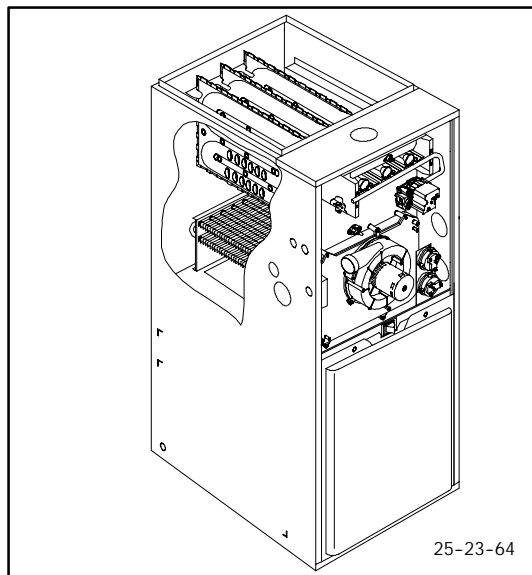
- RPJ III Aluminized steel heat exchanger.
- Stainless steel secondary heat exchanger.
- 20 year limited warranty on heat exchangers and 5 years on parts.
- High temperature limit control prevents overheating.
- Hot surface pilot ignition device.
- Flame roll-out sensors standard.
- Solid doors.

### Comfort

- Adjustable timed blower Off delay.
- Humidifier terminal
- Electronic air cleaner terminal.

### Efficiency

- 90% AFUE efficiency range.
- Single stage gas valve operation.
- Single stage fan timer.
- Multispeed, prelubricated PSC blower motors.
- Induced draft blower.
- In-shot burners.



Representative drawing only, some models may vary in appearance.

### WARNING

This furnace is not designed for use inside mobile homes, trailers, or recreational vehicles. Such use could result in property damage, bodily injury, and/or death.

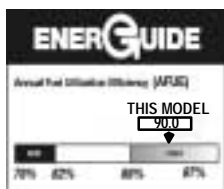
### UPFLOW/DOWNFLOW/HORIZONTAL (NATURAL GAS)

Model Number	Heat Exchangers *	Dimensions H x W x D (In.)	Price
N9MP2050B12B	20	40 x 15 <sup>1</sup> / <sub>2</sub> x 29	
N9MP2075B12B	20	40 x 15 <sup>1</sup> / <sub>2</sub> x 29	
N9MP2080F16B	20	40 x 19 <sup>1</sup> / <sub>8</sub> x 29	
N9MP2100F14B	20	40 x 19 <sup>1</sup> / <sub>8</sub> x 29	
N9MP2100J20B	20	40 x 22 <sup>3</sup> / <sub>4</sub> x 29	
N9MP2125J20B	20	40 x 22 <sup>3</sup> / <sub>4</sub> x 29	

\* 20 YEAR WARRANTY

### PERFORMANCE DATA HEATING

Model Number	Input (MBTUH)	Efficiency AFUE	Cooling Cap. @ .5 In. W.C.
N9MP2050B12B	50	90.0	1.5 - 3.0 TON
N9MP2075B12B	75	90.0	1.5 - 3.0 TON
N9MP2080F16B	80	90.0	2.5 - 4.0 TON
N9MP2100F14B	100	90.0	2 - 3.5 TON
N9MP2100J20B	100	90.0	3.5 - 5.0 TON
N9MP2125J20B	125	90.0	3.5 - 5.0 TON



## FURNACE SPECIFICATIONS

Model Number	NATURAL GAS	N9MP2050B12	N9MP2075B12	N9MP2080F16	N9MP2100F14	N9MP2100J20	N9MP2125J20
INPUT (btuh)		50,000	75,000	80,000	100,000	100,000	125,000
HTG. CAP. (btuh)		45,500	67,500	72,000	90,000	90,000	113,125
AFUE % (ICS)		90.0	90.0	90.0	90.0	90.0	90.0
ALTERNATE INPUT BTUH		40,000	60,000	NA	80,000	80,000	100,000
ALTERNATE OUTPUT BTUH		36,000	54,000	NA	72,000	72,000	90,500
CSE %		84.9	85.1	85.1	85.5	85.5	85.2
TEMP. RISE (deg. F)		35-65	40-70	35-65	40-70	40-70	40-70
VOLTS/PH/Hz		115/60/1	115/60/1	115/60/1	115/60/1	115/60/1	115/60/1
MIN./MAX. VOLTAGE		97/132	97/132	97/132	97/132	97/132	97/132
F.L.A.		9.8	8.9	9.0	9.0	10.5	11.2
TRANSFORMER (V.A.)		40	40	40	40	40	40
GAS PIPE SIZE (IN.)		1/2	1/2	1/2	1/2	1/2	1/2
VENT SIZE^		2" or 3" OD	2" or 3" OD	2" or 3" OD	3" OD	3" OD	3" OD
COOLING CAP.		3.0	3.0	4.0	3.5	5.0	5.0
HIGH ALTITUDE PRESSURE SWITCH		1013803	1013803	1013812	1013803	1013803	1013157
FILTER SIZE (IN.) (1 required)		16X25X1	16X25X1	16X25X1	16X25X1	16X25X1(2)	16X25X1(2)
DIMENSIONS (in.) HEIGHT X WIDTH X DEPTH		40 X 15 <sup>1</sup> / <sub>2</sub> x 29	40 X 15 <sup>1</sup> / <sub>2</sub> x 29	40 X 19 <sup>1</sup> / <sub>8</sub> x 29	40 X 19 <sup>1</sup> / <sub>8</sub> x 29	40 X 22 <sup>3</sup> / <sub>4</sub> x 29	40 X 22 <sup>3</sup> / <sub>4</sub> x 29
WEIGHT (Lbs.)		139	140	140	160	180	185

^ Vent size may vary depending on length, number of elbows, standard vent or direct vent. See Installation Instructions.

## BLOWER PERFORMANCE

Model Number	NATURAL GAS	N9MP2050B12	N9MP2075B12	N9MP2080F16	N9MP2100F14	N9MP2100J20	N9MP2125J20
BLOWER TYPE AND SIZE		11 x 8	11 x 8	11 x 10	11 x 10	11 x 10	11 x 10
MOTOR H.P. (TYPE)		1/2 PSC	1/2 PSC	1/2 PSC	1/2 PSC	3/4 PSC	3/4 PSC
MOTOR SPEEDS		4	4	4	4	4	4

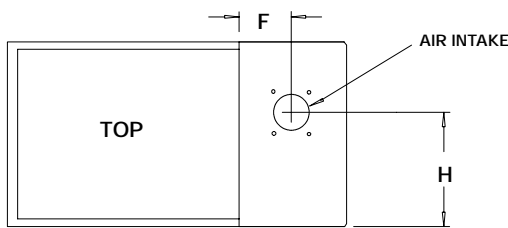
## AIRFLOW DATA

.10 ESP IN. W.C.	LOW	826	706	823	700	1682	1720
	MEDIUM LOW	1083	917	1109	912	1870	1910
	MEDIUM HIGH	1301	1163	1527	1209	2081	2127
	HIGH	1408	1368	1850	1550	2263	2315
.20 ESP IN. W.C.	LOW	804	677	795	660	1654	1686
	MEDIUM LOW	1050	875	1087	884	1826	1881
	MEDIUM HIGH	1242	1120	1482	1171	2031	2087
	HIGH	1347	1319	1791	1492	2193	2268
.30 ESP IN. W.C.	LOW	770	636	747	616	1597	1644
	MEDIUM LOW	1028	840	1056	843	1775	1833
	MEDIUM HIGH	1195	1076	1426	1139	1963	2024
	HIGH	1295	1283	1720	1434	2165	2201
.40 ESP IN. W.C.	LOW	735	595	677	575	1547	1600
	MEDIUM LOW	985	812	1016	790	1719	1777
	MEDIUM HIGH	1153	1031	1382	1088	1899	1961
	HIGH	1237	1202	1648	1378	2056	2131
.50 ESP IN. W.C.	LOW	698	546	617	528	1498	1533
	MEDIUM LOW	952	766	970	735	1653	1720
	MEDIUM HIGH	1093	987	1317	1040	1825	1891
	HIGH	1183	1148	1575	1317	1978	2029
.60 ESP IN. W.C.	LOW	657	490	544	472	1428	1494
	MEDIUM LOW	909	702	854	677	1583	1647
	MEDIUM HIGH	1040	889	1245	979	1737	1804
	HIGH	1118	1077	1485	1247	1854	1948
.70 ESP IN. W.C.	LOW	---	---	---	---	1355	1413
	MEDIUM LOW	863	630	763	608	1503	1571
	MEDIUM HIGH	935	821	1154	909	1650	1708
	HIGH	1053	989	1401	1161	1757	1820

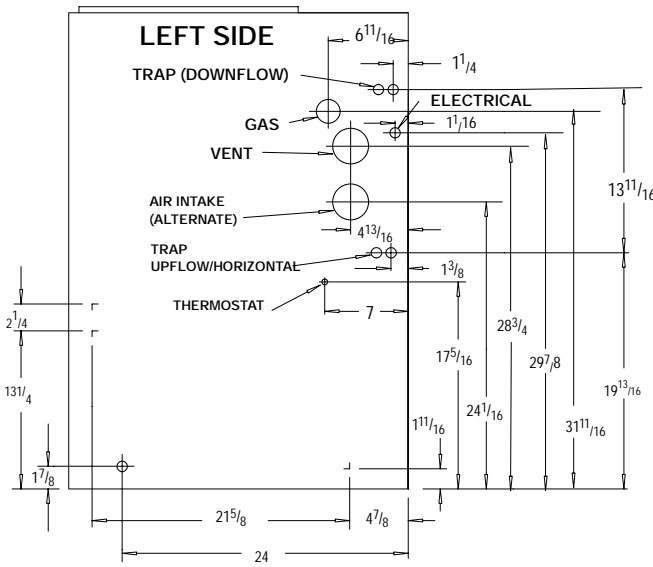
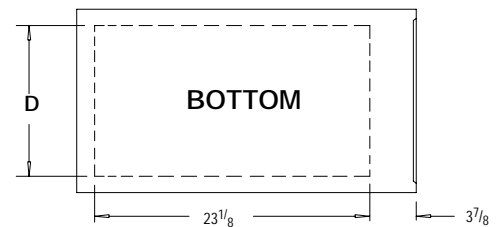

# MODEL NUMBER IDENTIFICATION GUIDE

<b>Brand Identifier</b> N = Non-Brand Specific (Generic)	N	9	MP	2	075	F	12	A	#
<b>Model Efficiency</b> 8 = Non-Condensing, 80+% Gas Furnace 9 = Condensing, 90+% Gas Furnace									<b>Engineering Rev.</b> Denotes minor changes
<b>Installation Configuration</b> UP = Upflow    DN = Downflow    UH = Upflow/Horizontal HZ = Horizontal    DH = Downflow/Horizontal MP = Multiposition, Up/Down/Horizontal									<b>Marketing Digit</b> Denotes minor change
<b>Major Design Feature</b> 1 = One (Single) Pipe    N = Single Stage 2 = Two Pipe    P = PVC Vent D = 1 or 2 Pipe    T = Two Stage L = Low NOx    V = Variable Speed									<b>Cooling Airflow</b> 08 = 800 CFM 12 = 1200 CFM 14 = 1400 CFM 16 = 1600 CFM 20 = 2000 CFM
								<b>Cabinet Width</b> B = 15.5" Wide    J = 22.8" Wide F = 19.1" Wide    L = 24.5" Wide	
<b>Input (Nominal MBTUH)</b>									

## DIMENSIONS

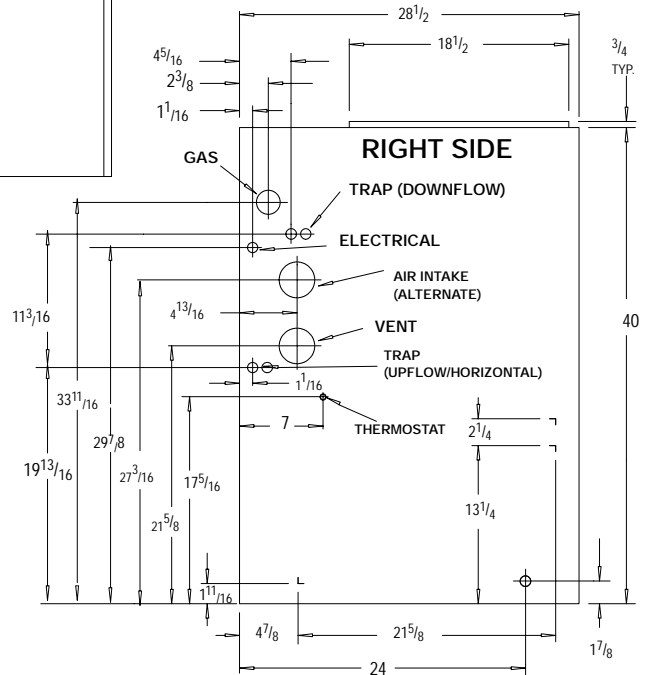


TOP	BOT.	RH	LH	BACK	FRNT	FLUE
1"	0"	0"	0"	0"	3"	0"



ALL DIMENSIONS IN INCHES

Unit Capacity	Cabinet		Bottom	Top	
	A	B	D	F	H
N9MP2050B12A	15 1/2	14	12 5/8	4 1/2	7 3/4
N9MP2075B12A	15 1/2	14	12 5/8	4 1/2	7 3/4
N9MP2080F16A	19 1/8	17 5/8	14 3/4	4 1/2	9 1/2
N9MP2100F14A	19 1/8	17 5/8	14 3/4	4 1/2	9 1/2
N9MP2100J20A	22 3/4	21 1/4	18 3/4	4 1/2	11 3/8
N9MP2125J20A	22 3/4	21 1/4	18 3/4	4 1/2	11 3/8



25-23-36A

## ACCESSORIES

Model Number	Description	Used With Models
NAHA003WK	Twining Kit - Allows operation of two identical-size model furnaces.	All N9MP2 Furnaces
NAHF002NG 1009510 *	Gas Conversion Kits - LP (Propane) to natural gas conversion kit. Allows field conversion to natural gas.	All N9MP2 Models
NAHF002LP 1009509 *	Gas Conversion Kits - Natural gas to LP (Propane) conversion kit. Allows field conversion to LP (Propane) gas. Includes LP Pressure Switch.	All N9MP2 Models
NAHF003NG 1013816 *	Gas Conversion Kits - LP (Propane) to natural gas conversion kit. Allows field conversion to natural gas.	N9MP2080
NAHF003LP 1013815 *	Gas Conversion Kits - Natural gas to LP (Propane) conversion kit. Allows field conversion to LP (Propane) gas. Includes LP Pressure Switch.	N9MP2080
NAHK001LF 1009910 *	Alternate Input Kit (Nat Gas). Derates input by 20%	All N9MP2 Models
NAHK002LF 1009911 *	Alternate Input Kit (LP Gas). Derates input by 20%	All N9MP2 Models
NAHA001FF	Filter Kits - External filter frame. 16" x 25"	Side Return (All Furnaces) Bottom Return (All "F" 19 <sup>1</sup> / <sub>8</sub> " Furnaces under 1650 CFM)
NAHA001FP	External filter frame. 16" x 25" (Bulk Pack Kit - Qty 10)	
NAHA002FF	Filter Kits - Bottom return filter frame kit 20" x 25"	(All "J" 22 <sup>3</sup> / <sub>4</sub> " Furnaces)
NAHA002FP	Bottom return filter frame kit 20" x 25" (Bulk Pack Kit - Qty 10)	
NAHA003FF	Filter Kits - Bottom or side return filter frame kit 14" x 25".	(All "B" 15 <sup>1</sup> / <sub>2</sub> " Furnaces)
NAHA003FP	Bottom or side return filter frame kit 14" x 25" (Bulk Pack Kit - Qty 10)	
NAHA001TK	Duct Standoff Filter Kit. To adapt 20" x 25" filter for single side return.	Side Return (All single return applications with 1650 CFM or greater) Bottom Return (All "F" 19 <sup>1</sup> / <sub>8</sub> " Furnaces under 1650 CFM)
NAHA001NK 612833 *	Condensate neutralizer kit for condensing gas furnaces	ALL 90+ FURNACES IF REQUIRED
NAHH001SB	Combustible Floor Subbase - Subbase Furnace ONLY: All 15 <sup>1</sup> / <sub>2</sub> " wide furnace models	N9MP2050/075
NAHH002SB	Combustible Floor Subbase - Subbase Furnace ONLY: All 19 <sup>1</sup> / <sub>4</sub> " wide furnace models	N9MP2080/100F
NAHH003SB	Combustible Floor Subbase - Subbase Furnace ONLY: All 22 <sup>3</sup> / <sub>4</sub> " wide furnace models	N9MP2100J, N9MP2125
NAHH004SB	Subbase Furnace w/15 <sup>1</sup> / <sub>2</sub> " cased coil	N9MP2050/075 Counterflow furnace w/15 <sup>1</sup> / <sub>2</sub> " cased coil
NAHH005SB	Subbase Furnace w/19 <sup>1</sup> / <sub>4</sub> " cased coil	N9MP2080/100F Counterflow furnace w/19 <sup>1</sup> / <sub>4</sub> " cased coil
NAHH006SB	Subbase Furnace w/22 <sup>3</sup> / <sub>4</sub> " cased coil	N9MP2100J, N9MP2125 Counterflow furnace w/22 <sup>3</sup> / <sub>4</sub> " cased coil
NAHA001CV 1011129*	3" Concentric vent kit - allows single wall penetration for 2 pipe direct vent applications (90+).	N9MP2100/125 N9MP2080 (35' & (4) 90°elbows)
NAHA002CV	2" Concentric vent kit allows - single wall penetration for 2 pipe direct vent applications (90+).	N9MP2050/075 N9MP2080 (65' & (4) 90°elbows)
NAHA001CA	Coil Adapter for Downflow Furnaces	All Downflow Models
1013801*	Standard Pressure Switch Kit (1 Pressure Switch)	N9MP2075 & 100F
1013802*	Standard Pressure Switch Kit (1 Pressure Switch)	N9MP2050 & 100J
1013811*	Standard Pressure Switch Kit (1 Pressure Switch)	N9MP2080
1013166*	Standard Pressure Switch Kit (2 Pressure Switches)	N9MP2125
1013803*	High Altitude Pressure Switch Kit (1 Pressure Switch)	N9MP2050, 075 & 100
1013812*	High Altitude Pressure Switch Kit (1 Pressure Switch)	N9MP2080
1013157*	High Altitude Pressure Switch Kit (2 Pressure Switches)	N9MP2125
NAHA001LV	Long Vent Kit	N9MP2075/100
NAHA003LV	High Altitude Long Vent Kit	N9MP2075/100
NAHL001WL	To replace Warning Labels, Operating Instructions & Wiring Labels on Blower Door when needed	N9MP2

\* Must be ordered from Service Parts