



C8MPT

SoftSound™ IIS80

Product Specifications

80+ PSC Motor Two-Stage Heating Furnace

FLEXIBILITY

- 40" (1016mm) high for ease of installation
- Factory shipped for natural gas, with Propane Gas conversion kits available
- Four position – upflow/downflow/horizontal installation
- Category I venting
- Three position inducer capability
- Common venting with water heater

SERVICE

- Self diagnostics
- Entire blower assembly mounted on rails

COMFORT

- Adjustable timed blower Off delay
- 24 and 115 VAC humidifier terminal
- Electronic air cleaner terminal

EFFICIENCY

- 80% AFUE efficiency range
- Two-stage gas valve operation
- Two-stage integrated control
- Multispeed, prelubricated PSC motors
- Induced draft blower
- In-shot burners
- California NOx approved

QUALITY

- RPJ III Aluminized steel heat exchanger
- High temperature limit control prevents overheating
- Direct ignition with Silicon Nitride ignitor
- Flame roll-out sensors standard
- Louvered doors
- One piece prepainted steel cabinet
- Masonry chimney adapter available (Some models)

WARRANTY *

- 5 year No Hassle Replacement™ limited warranty
- 25 year heat exchanger limited warranty with timely registration
- 5 year parts limited warranty
 - With timely registration, an additional 5 year parts limited warranty

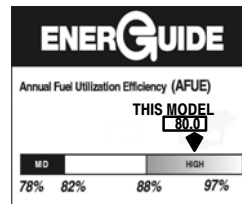
* Applies to original purchaser/homeowner, some limitations may apply. See warranty certificate for complete details.



Illustrations and photographs are only representative. Some product models may vary.

⚠ WARNING

This furnace is not designed for use in mobile homes, trailers, or recreational vehicles. Such use could result in property damage and/or death.



UPFLOW/DOWNFLOW/HORIZONTAL (NATURAL GAS)							
Model Number	Input (MBTUH)	Efficiency AFUE	Cooling Capacity @ .5 in wc (125 Pa)	Dimensions H x W x D		Weight	
				Inches	Millimeters	Lbs	Kg
C8MPT050B12B	50,000	80%	1.5 – 3.0 TON	40 x 15 ¹ / ₂ x 29	1016 x 394 x 737	133	60
C8MPT075F14B	75,000	80%	2.0 – 3.5 TON	40 x 19 ¹ / ₈ x 29	1016 x 486 x 737	150	68
C8MPT100F14B	100,000	80%	2.0 – 3.5 TON	40 x 19 ¹ / ₈ x 29	1016 x 486 x 737	176	80
C8MPT100J20B	100,000	80%	3.5 – 5.0 TON	40 x 22 ³ / ₄ x 29	1016 x 578 x 737	174	79
C8MPT125J20B	125,000	80%	3.5 – 5.0 TON	40 x 22 ³ / ₄ x 29	1016 x 578 x 737	178	81

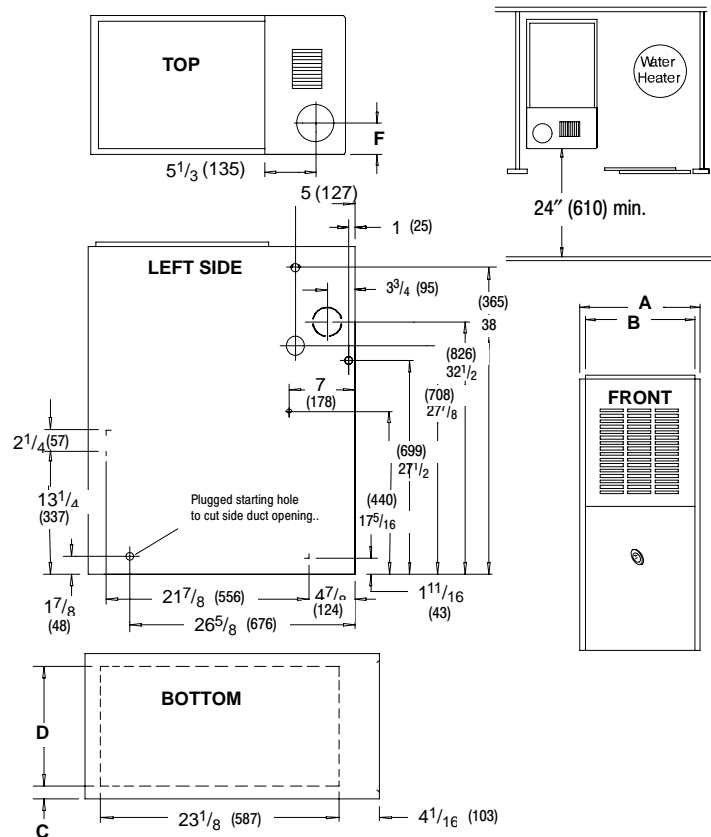
FURNACE SPECIFICATIONS MULTI-POSITION

Model Number	NATURAL GAS	*8MPT050B12	*8MPT075F14	*8MPT100F14	*8MPT100J20	*8MPT125J20
INPUT (btuh)	HI Fire	50,000	75,000	100,000	100,000	125,000
	LO Fire	35,000	52,500	70,000	70,000	87,500
HTG. CAP. (btuh)	HI Fire	40,000	60,000	81,000	81,000	101,000
	LO Fire	28,000	42,000	57,000	61,000	71,000
AFUE % (ICS)		80.0%	80.0%	80.0%	80.0%	80.0%
NOx (Ng/J)		<40				
TEMP. RISE (DEGREES)	HI Fire (°F/°C)	30 - 60/17-33	30 - 60/17-33	35 - 65/19-36	35 - 65/19-36	30 - 60/17-33
	LO Fire (°F/°C)	25 - 55/14-30	25 - 55/14-30	35 - 65/19-36	35 - 65/19-36	25 - 55/14-30
VOLTS/PH/HZ		115/60/1				
MIN./MAX. VOLTAGE		104/127				
RATING PLATE AMPS		9.8	9.8	9.3	12.1	12.1
TRANSFORMER (V.A.)		40				
GAS PIPE SIZE - in(mm)		1/2 (12.7)				
FLUE COLLAR SIZE - in(mm)		4 (101.6)				
COOLING CAP.		3.0 TON	3.5 TON	3.5 TON	5.0 TON	5.0 TON
FILTER SIZE required - in(mm) (qty)		14 x 25 x 1 (356 x 635 x 25)			16 x 25 x 1 (406 x 635 x 25) (2)	
DIMENSIONS H x W x D - in(mm)		40 x 15 1/2 x 29 (1016 x 394 x 737)				40 x 22 3/4 x 29 (1016 x 578 x 737)
SHIPPING WEIGHT - Lbs(Kg)		133 (60)	150 (68)	176 (80)	174 (79)	178 (81)

* Denotes Brand (C, H, T)

(ICS) = Isolated Combustion System

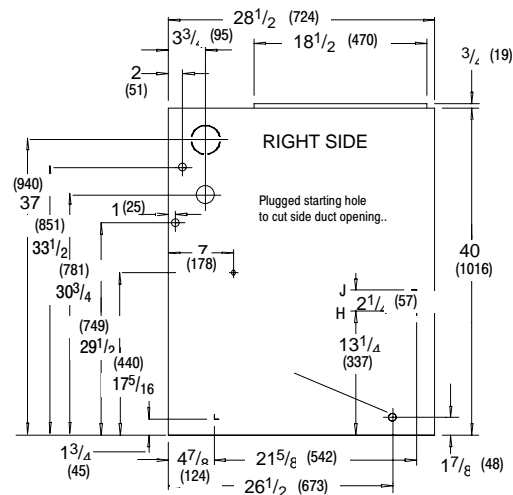
UNIT DIMENSIONS - in(mm)



MINIMUM CLEARANCES TO COMBUSTIBLE MATERIALS FOR ALL UNITS	
REAR	0
FRONT (combustion air openings in furnace and in structure)	3" (76 mm)
Required For Service	*24" (610 mm)
ALL SIDES OF SUPPLY PLENUM	1" (25 mm)
SIDES	0
VENT	
Single Wall Vent	6" (152 mm)
Type B-1 Double Wall Vent	1" (25 mm)
TOP OF FURNACE	1" (25 mm)

*30" (762 mm) clearance recommended for furnace removal.

Horizontal position: Line contact is permissible only between lines formed by intersections of top and two sides of furnace jacket, and building joists, studs or framing.



NOTE: Evaporator "A" coil drain pan dimensions may vary from furnace duct opening size. Always consult evaporator specifications for duct size requirements.

Furnace is designed for bottom return or side return. Return air through back of furnace is NOT allowed.

Furnace Capacity	A	B	F	C	D	Return Air Opening
*8MPT050B12	15 1/2 (394)	14 (356)	6 (152)	13 3/8 (35)	12 5/8 (321)	H
*8MPT075F14	19 1/8 (486)	17 1/2 (445)	7 3/4 (197)	2 1/8 (54)	14 3/4 (375)	J
*8MPT100F14	19 1/8 (486)	17 1/2 (445)	7 3/4 (197)	2 1/8 (54)	14 3/4 (375)	J
*8MPT100J20	22 3/4 (578)	21 1/4 (540)	9 1/2 (241)	1 15/16 (49)	18 3/4 (476)	J
*8MPT125J20	22 3/4 (578)	21 1/4 (540)	9 1/2 (241)	1 15/16 (49)	18 3/4 (476)	J

* Denotes Brand (C, H, T)

Drawing is representative, but some models may vary

BLOWER PERFORMANCE MULTI-POSITION (*8MPT)

Model Number	050B12 (1)	075F14 (1)	100F14 (1)	100J20 (2)	125J20 (2)(3)
BLOWER D x W - in(mm)	11 x 8 (279 x 203)	11 x 8 (279 x 203)	11 x 10 (279 x 254)	11 x 10 (279 x 254)	11 x 10 (279 x 254)
MOTOR H.P. (TYPE)	1/2/PSC	1/2/PSC	1/2/PSC	3/4/PSC	3/4/PSC
MOTOR SPEEDS	3	4	4	4	4

AIRFLOW DATA

*8MPT050B12 (1) * Denotes Brand

External Static Pressure	Air Delivery – Furnace Rated @0.5 in wc (125 Pa) ESP									
	TAP		LOW		MED L		MED H		HIGH	
	in wc	Pa	CFM	L/s	CFM	L/s	CFM	L/s	CFM	L/s
	0.10	25	472	223	704	332	1167	551	1387	655
0.20	50	418	198	671	317	1134	536	1337	631	
0.30	75	365	172	638	301	1102	520	1288	608	
0.40	100	328	155	605	286	1069	504	1241	586	
0.50	125	290	137	572	270	1035	488	1194	563	
0.60	150	250	118	547	258	987	466	1132	534	
0.70	174	209	99	522	246	939	443	1070	505	
0.80	199	---	---	483	228	879	415	1004	474	
0.90	224	---	---	443	209	820	387	937	442	
1.00	249	---	---	370	175	753	355	858	405	

*8MPT100J20 (2) * Denotes Brand

External Static Pressure	Air Delivery – Furnace Rated @0.5 in wc (125 Pa) ESP									
	TAP		LOW		MED L		MED H		HIGH	
	in wc	Pa	CFM	L/s	CFM	L/s	CFM	L/s	CFM	L/s
	0.10	25	773	365	1045	493	1453	686	2147	1013
0.20	50	764	361	1041	486	1461	689	2142	1011	
0.30	75	755	356	1037	489	1469	693	2128	1004	
0.40	100	734	348	1029	489	1464	693	2113	997	
0.50	125	712	336	1020	481	1459	689	2078	981	
0.60	150	680	322	1013	478	1441	682	2029	958	
0.70	174	647	305	979	462	1424	672	1963	926	
0.80	199	601	285	942	445	1400	661	1892	893	
0.90	224	554	261	894	422	1347	636	1795	847	
1.00	249	497	235	828	391	1262	596	1705	805	

*8MPT075F14 (1) * Denotes Brand

External Static Pressure	Air Delivery – Furnace Rated @0.5 in wc (125 Pa) ESP									
	TAP		LOW		MED L		MED H		HIGH	
	in wc	Pa	CFM	L/s	CFM	L/s	CFM	L/s	CFM	L/s
	0.10	25	595	281	767	362	1310	618	1683	794
0.20	50	567	268	720	340	1289	608	1647	777	
0.30	75	538	254	673	318	1267	598	1611	760	
0.40	100	469	221	632	298	1246	588	1561	737	
0.50	125	400	189	590	278	1224	578	1510	713	
0.60	150	369	174	540	255	1184	559	1441	680	
0.70	174	338	160	489	231	1144	540	1372	647	
0.80	199	309	146	436	206	1065	503	1282	605	
0.90	224	280	132	382	180	986	465	1191	562	
1.00	249	242	114	338	160	890	420	1073	506	

*8MPT125J20 (2)(3) * Denotes Brand

External Static Pressure	Air Delivery – Furnace Rated @0.5 in wc (125 Pa) ESP									
	TAP		LOW		MED L		MED H		HIGH	
	in wc	Pa	CFM	L/s	CFM	L/s	CFM	L/s	CFM	L/s
	0.10	25	860	406	1149	542	1666	786	2147	1013
0.20	50	848	400	1154	545	1622	765	2137	1008	
0.30	75	836	395	1158	546	1577	744	2126	1003	
0.40	100	821	387	1149	542	1569	740	2137	1014	
0.50	125	805	380	1140	538	1561	737	2148	1014	
0.60	150	782	369	1111	524	1539	726	2035	960	
0.70	174	758	358	1081	510	1516	715	1922	907	
0.80	199	710	335	1045	493	1472	695	1845	871	
0.90	224	661	312	1009	476	1428	674	1767	834	
1.00	249	614	290	925	437	1357	640	1663	785	

*8MPT100F14 (1) * Denotes Brand

External Static Pressure	Air Delivery – Furnace Rated @0.5 in wc (125 Pa) ESP									
	TAP		LOW		MED L		MED H		HIGH	
	in wc	Pa	CFM	L/s	CFM	L/s	CFM	L/s	CFM	L/s
	0.10	25	770	363	985	465	1328	627	1760	831
0.20	50	709	335	929	438	1282	605	1718	811	
0.30	75	648	306	873	412	1235	583	1675	790	
0.40	100	596	281	823	388	1175	555	1613	761	
0.50	125	544	257	772	364	1115	526	1551	732	
0.60	150	501	236	728	344	1076	508	1478	697	
0.70	174	457	216	684	323	1036	489	1404	663	
0.80	199	409	193	628	296	966	456	1310	618	
0.90	224	361	170	572	270	895	422	1215	573	
1.00	249	308	145	508	240	811	383	1093	516	

MAX CFM (L/s) for Factory Washable Filters			
Filter Size	in/mm	CFM	L/s
14" X 25"	356 x 635	1400	661
16" X 25"	406 x 635	1600	755
20" X 25"	508 x 635	2000	944
24" X 25"	610 x 635	2500	1180
Max CFM (L/s) based on 600 FPM (3.0 M/s)			

Filter required for each return-air inlet. Airflow performance includes 1" (25.4mm) washable – 600 FPM (3.0 M/s) max filter media.

- NOTE: (1) Data based on Bottom Only or One Side return.
 (2) Data based on Both Sides or Bottom plus One Side
 (3) 125J20 Reduce airflow by 5% if Bottom Only return.

NOTE: Disposable filters are typically rated at 300 FPM (1.5 M/s). These filters only allow half the airflow when compared to 600 FPM (3.0 M/s) filters.

MODEL NUMBER IDENTIFICATION GUIDE

*	8	M P	T	0 7 5	B	1 2	B	#
Brand Identifier								Engineering Rev. Denotes minor change
Brand Efficiency 8 = Non-Condensing, 80+% Gas Furnace 9 = Condensing, 90+% Gas Furnace								Marketing Digit Denotes major change
Installation Configuration UP = Upflow DN = Downflow UH = Upflow/Horizontal HZ = Horizontal DH = Downflow/Horizontal MP = Multiposition, Upflow/Downflow/Horizontal								Cooling Airflow 08 = 800 CFM 16 = 1600 CFM 12 = 1200 CFM 20 = 2000 CFM 14 = 1400 CFM
Major Design Feature 1 = One (Single) Pipe N = Single Stage 2 = Two Pipe P = PVC Vent D = 1 or 2 Pipe T = Two Stage L = Low NOx V = Variable Speed								Cabinet Width B = 15.5" Wide J = 22.8" Wide F = 19.1" Wide L = 24.5" Wide
								Input (Nominal MBTUH)

* Denotes Brand (C, H, T)

ACCESSORIES

Model Number	Description	Used With Models
TWINNING KIT		
NAHA004WVK	Twining kit. Allows operation of two identical-size model furnaces.	ALL *8MPT FURNACES
GAS CONVERSION KITS		
NAHA002LP 1172959**	Natural gas to Propane conversion Kit. Allows field conversion to Propane gas.	ALL *8MPT FURNACES
NAHA002NG 1172961**	Propane to natural gas conversion kit. Allows field conversion to natural gas. (Single Stage)	ALL *8MPT FURNACES
BLOWER UPGRADE KITS		
NAHA050VBE	Blower Upgrade Kit for B Series furnace only – Variable speed blower upgrade conversion to a two stage cooling compatible variable speed motor (consists of blower motor and electronics for two stage furnaces ONLY)	*8MPT050
NAHA075VBE		*8MPT075
NAHA100VBE		*8MPT100
NAHA125VBE		*8MPT125
FILTER KITS		
NAHA001FF	Filter Kits – External filter frame. 16" x 25" (406mm x 635mm)	Side Return (All Furnaces) Bottom Return (All "F" 19 1/8" Furnaces under 1600 CFM)
NAHA001FP	External filter frame. 16" x 25" (406mm x 635mm) Bulk Pack Kit – Qty 10	
NAHA002FF	Filter Kits – Bottom return filter frame kit 20" x 25" (508mm x 635mm)	All "J" 22 3/4" Furnaces
NAHA002FP	Bottom return filter frame kit 20" x 25" (508mm x 635mm) Bulk Pack Kit – Qty 10	
NAHA003FF	Bottom or side return filter frame kit 14" x 25" (356mm x 635mm).	All "B" 15 1/2" Furnaces
NAHA003FP	Bottom return filter frame kit 14" x 25" (356mm x 635mm) Bulk Pack Kit – Qty 10	
NAHA001TK	Duct Standoff Filter Kit. To adapt 20" x 25" (508mm x 635mm) filter for single side return.	Side Return (All single return applications with 1600 CFM or greater) Bottom Return (All "F" 19 1/8" Furnaces under 1600 CFM)
COMBUSTIBLE FLOOR SUBBASES		
NAHH001SB	Subbase Furnace ONLY: All 15 1/2" wide furnace models	*8MPT050
NAHH002SB	Subbase Furnace ONLY: All 19 1/4" wide furnace models	*8MPT075F-100F
NAHH003SB	Subbase Furnace ONLY: All 22 3/4" wide furnace models	*8MPT100J-125J
NAHH004SB	Subbase Furnace w/ 15 1/2" cased coil	Counterflow furnace *8MPT050
NAHH005SB	Subbase Furnace w/ 19 1/4" cased coil	Counterflow furnace *8MPT075-100
NAHH006SB	Subbase Furnace w/ 22 3/4" cased coil	Counterflow furnace *8MPT100-125
MASONRY CHIMNEY ADAPTER		
NAHA001DH	Chimney adapter 6"(152mm)	*8MPT075, 100
NAHA002DH	Chimney adapter 7"(178mm)	*8MPT125
VENT GUARD		
NAHA002VC	Downflow vent guard	All Furnace in the Downflow application
COIL ADAPTER		
NAHA001CA	Coil Adapter for Downflow Furnaces	All Furnaces in the Downflow application
WARNING LABEL REPLACEMENT KIT		
NAHA002WL	To replace Warning Labels, Operating Instructions & Wiring Labels on Blower Door when needed	*8MPT

* Denotes Brand (C, H, T)

** Fast part number

International Comfort Products, LLC
Lewisburg, TN 37091 U.S.A.
www.GoKeepRite.com