

PGF / PGC SERIES



PGF = Standard Models
PGC = California Models with NOX baffles



CONVERTIBLE SINGLE PACKAGE GAS/ELECTRIC UNIT

1-1/2 THRU 5 TON, SINGLE PHASE

- Efficiency: PGF / PGC - **10 SEER**.
- Combination gas heating and electric cooling, self-contained for year-round comfort. Systems install on rooftop or at ground level. Units are shipped complete in one carton; with only the flue gas vent requiring mounting at time of installation.

CONSTRUCTION

- Triple-coated steel, consisting of a Polyester top coat, a urethane primer coat preceded by an oxide pretreatment. One piece weather resistant top. Access panels for easy service. Side by side supply and return. Heavy 16 gauge base with rails.
- Coil Guard to protect condenser coil.

ACCESS PANELS

- Located to provide easy serviceability. The gas and electrical controls are behind the same exterior panel.

CONVERTIBLE DISCHARGE

- Units have side-by-side supply and return air openings for either horizontal or downflow applications. Simply relocate duct cover panels.

COMPRESSOR

- The high efficiency compressor has external rubber mounts to help minimize system noise and features an automatic reset current / temperature sensing overload protection system. 1-1/2 to 4 ton uses hermetic compressors, 5 ton uses a scroll.

COILS

- Both the condenser and evaporator coils have aluminum fins and copper tubes to promote efficient heat transfer. The refrigerant circuit is sealed, tested, and fully charged at the factory.

EXTERNALLY-MOUNTED GAUGE PORTS

- Provides easier servicing and allows for more accurate reading of operating conditions.

INDUCED DRAFT COMBUSTION

- An induced draft combustion blower is used to provide air for combustion. A safety switch is used to prove that air for combustion is being delivered to the main burners before ignition takes place.

HOT SURFACE PILOT (HSP) ELECTRONIC INTERMITTENT IGNITION DEVICE

- The hot surface pilot ignition (HSP) is more energy efficient and provides added safety of operation.

ELECTRONIC FAN CONTROL

- Adjustable electronic fan control with optional low speed continuous fan feature responds quickly to circulate heated air and provide maximum comfort.

IN-SHOT BURNERS

- New design delivers more complete, efficient combustion and **include Nox baffles on PGC models**.

HEAT EXCHANGER

- Aluminized serpentine clamshell heat exchanger provides corrosion resistance for longer life and efficient heat transfer.

EVAPORATOR BLOWER

- All model sizes are equipped with multiple speed direct drive blower motors to provide proper air flow for both heating and cooling requirements.

AIR FILTERS

- Air filters are not supplied with these units. Air filters, provided by the installer, can be used in the return air duct system. Accessory filter kit available.

WARRANTY

- Standard five (5) year limited warranty on parts.
- Five (5) year limited warranty on the compressor.
- Ten (10) year limited warranty on the gas fired heat exchanger.



RESIDENTIAL AND COMMERCIAL SYSTEMS • SPLIT SYSTEMS • PACKAGED AIR CONDITIONERS
• COMBINATION GAS / ELECTRIC UNITS • HEAT PUMPS • AIR HANDLERS • MANUFACTURED
HOME AIR CONDITIONERS • GAS, OIL AND ELECTRIC FURNACES

International Comfort Products
650 Heil-Quaker Avenue, Lewisburg, TN 37091

462 11 1201 10

8/7/02

UNIT SPECIFICATIONS

MODEL * NUMBER	Electrical Data			Condenser Data									BELS
				Coil			Fan Motor			Fan			
	208 / 230 Voltage Phase - Hz	Maximum Overcurrent Protection	Ampacity	Total Face Area (Sq. Ft.)	Fins Per In. / Rows	Tube Diameter (In.)	HP	Full Load Amps	RPM (Max)	Size Diameter (In.)	No. Blades Pitch °	CFM (Max.)	
PG*018K040	1-60	20 amps.	13.60	8.0	20 / 1	3/8	1/8	.65	1140	20.3	3 -21	2250	7.6
PG*024K040	1-60	25 amps.	16.00	8.0	20 / 1	3/8	1/8	.65	1140	20.3	3 -21	2250	7.8
PG*024K060	1-60	25 amps.	16.00				1/8	.65	1140	20.3	3 -21	2250	7.8
PG*030K060	1-60	35 amps.	21.50	8.0	20 / 1	3/8	1/5	1.3	1140	20.3	3 -21	2250	7.8
PG*030K080	1-60	35 amps.	21.50				1/5	1.3	1140	20.3	3 -21	2250	7.8
PG*036K060	1-60	40 amps.	25.00	11.4	20 / 1	3/8	1/3	1.9	1140	20.3	3 -27	2900	7.8
PG*036K080	1-60	40 amps.	25.00				1/3	1.9	1140	20.3	3 -27	2900	7.8
PG*036K100	1-60	40 amps.	25.00				1/3	1.9	1140	20.3	3 -27	2900	7.8
PG*042K080	1-60	50 amps.	28.9	8.0	20 / 2	3/8	1/3	1.9	1140	20.3	3 -27	3000	7.8
PG*042K100	1-60	50 amps.	28.9				1/3	1.9	1140	20.3	3 -27	3000	7.8
PG*048K080	1-60	50 amps.	29.9	10.5	20 / 2	3/8	1/3	1.9	1140	20.3	3 -27	3000	7.8
PG*048K120	1-60	50 amps.	29.9				1/3	1.9	1140	20.3	3 -27	3000	7.8
PG*060K100	1-60	60 amps.	45.0	14.9	20 / 2		1/3	1.9	1140	20.3	3 -27	3000	8.0
PG*060K140	1-60	60 amps.	45.0				1/3	1.9	1140	20.3	3 -27	3000	8.0

* F = PGF Standard Models, C = PGC models with Nox baffles and meet California emission requirements.

MODEL * NUMBER	Evaporator Coil									Compressor			Factory Refrigerant Charge R-22 (Oz.)	Ship Weight (Lbs.)
	Coil			Blower H.P. / Type / Speeds	Motor		Blower			Type	Rated Load Amps	Locked Rotor Amps		
	Total Face Area (Sq. Ft.)	Fins Per In. / Rows	Tube Diam. (In.)		Full Load Amps	Locked Rotor Amps	Type & Size	RPM (Max)	CFM Rated					
PG*018K040	3.67	14 / 2	3/8	1/4 / PSC / 3	2.6	4.1	DD10-6A	1000	600	Recip	8.6	49	62	350
PG*024K040	3.67	14 / 2	3/8	1/4 / PSC / 3	2.6	4.1	DD10-6A	1000	800	Recip	10.5	56	58	350
PG*024K060	3.67	14 / 2	3/8	1/4 / PSC / 3	2.6	4.1	DD10-6A	1000	800	Recip	10.5	56	58	360
PG*030K060	3.67	14 / 2	3/8	1/3 / PSC / 3	3.1	5.6	DD10-6A	1000	1000	Recip	13.7	75	52	360
PG*030K080	3.67	14 / 2	3/8	1/2 / PSC / 3	4.0	6.8	DD10-8A	1000	1000	Recip	13.7	75	52	365
PG*036K060	3.67	14 / 3	3/8	1/2 / PSC / 3	3.6	7.5	DD11-9A	1000	1200	Recip	16.0	82	71	365
PG*036K080	3.67	14 / 3	3/8	1/2 / PSC / 3	3.6	7.5	DD11-9A	1000	1200	Recip	16.0	82	71	365
PG*036K100	3.67	14 / 3	3/8	1/2 / PSC / 3	3.6	7.5	DD11-9A	1000	1200	Recip	16.0	82	71	370
PG*042K080	3.67	14 / 3	3/8	1/2 / PSC / 3	3.6	7.5	DD11-9A	1000	1400	Recip	18.7	105	87	410
PG*042K100	3.67	14 / 3	3/8	1/2 / PSC / 3	3.6	7.5	DD11-9A	1000	1400	Recip	18.7	105	87	420
PG*048K080	5.33	14 / 3	3/8	1/2 / PSC / 4	3.6	7.5	DD11-9A	1000	1600	Recip	19.5	102	102	490
PG*048K120	5.33	14 / 3	3/8	1/2 / PSC / 3	3.6	7.5	DD11-11A	1000	1600	Recip	19.5	102	102	500
PG*060K100	5.33	14 / 4	3/8	1 / PSC / 4	6.0	15.1	DD12-12A	1000	1900	Scroll	24.7	170	136	510
PG*060K140	5.33	14 / 4	3/8	1 / PSC / 1	6.0	15.1	DD12-12A	1000	1900	Scroll	24.7	170	136	520

* F = PGF Standard Models, C = PGC models with Nox baffles and meet California emission requirements.

CONVERSION KITS

MODEL	Natural to L.P.		L.P. to Natural		MODEL	Natural to L.P.		L.P. to Natural	
	KIT 1097389 ORIFICE #56	KIT 1160991 ORIFICE #54	KIT 1098574 ORIFICE #45	KIT 1098575 ORIFICE #41,42		KIT 1097389 ORIFICE #56	KIT 1160991 ORIFICE #54	KIT 1098574 ORIFICE #45	KIT 1098575 ORIFICE #41,42
PG*018K040	X		X		PG*036K100		X		X
PG*024K040	X		X		PG*042K080		X		X
PG*024K060	X		X		PG*042K100		X		X
PG*030K060	X		X		PG*048K080	X		X	
PG*030K080		X		X	PG*048K120		X		X
PG*036K060	X		X		PG*060K100		X		X
PG*036K080		X		X	PG*060K140		X		X

* F = PGF Standard Models, C = PGC models with Nox baffles and meet California emission requirements.

PERFORMANCE DATA: HEATING

MODEL * NUMBER	Input (MBTUH)	Output (MBTUH)	Efficiency **		Temperature Rise ° F	Gas Piping Size (In.)	Transformer Size Va.
	Standard	Standard	DOE (AFUE)	Calif. (CSE)			
			Std.	Std.			
PG*018K040	40	32	80.0	76.0	30-60	1/2	40
PG*024K040	40	32	80.0	76.0	30-60	1/2	40
PG*024K060	60	48	80.0	76.0	30-60	1/2	40
PG*030K060	60	48	80.0	76.0	30-60	1/2	40
PG*030K080	80	64	80.0	76.0	30-60	1/2	40
PG*036K060	60	48	80.0	76.0	30-60	1/2	40
PG*036K080	80	64	80.0	76.0	30-60	1/2	40
PG*036K100	100	80	80.0	76.0	40-70	1/2	40
PG*042K080	80	64	80.0	76.0	35-65	1/2	40
PG*042K100	100	80	80.0	76.0	35-65	1/2	40
PG*048K080	80	64	80.0	76.0	35-65	1/2	40
PG*048K120	120	96	80.0	76.0	40-70	1/2	40
PG*060K100	100	80	80.0	76.0	25-55	1/2	40
PG*060K140	140	112	80.0	76.0	35-65	1/2	40

* F = PGF Standard Models, C = PGC models with Nox baffles and meet California emission requirements.

** As determined by D.O.E. Annual Fuel Utilization Efficiency (A.F.U.E.) Rating Test. Heating capacity valid for elevations up to 2,000 feet above sea level. For elevations above 2,000 feet, rated capacity should be reduced by 4% for each 1,000 feet above sea level. All models meet California C.S.E. and NOx standards.

PERFORMANCE DATA: COOLING

MODEL * NUMBER	Rated Capacity ¹ BTUH	S / T Ratio	S.E.E.R.	E.E.R. ³	Power Input Watts	Evaporator Rated Airflow (SCFM)	Ext. Static Pressure Drop ² Wet
PG*018K040	18,000	.75	10.0	9.3	1950	600	.2
PG*024K040	23,800	.75	10.0	9.1	2700	800	.2
PG*024K060							
PG*030K060	28,800	.75	10.0	8.95	3275	1000	.2
PG*030K080							
PG*036K060	34,200	.75	10.0	8.50	3890	1200	.2
PG*036K080							
PG*036K100							
PG*042K080	39,500	.75	10.0	8.95	4545	1400	.15
PG*042K100							
PG*048K080	45,500	.75	10.00	9.10	5115	1600	.15
PG*048K120							
PG*060K100	58,000	.75	10.0	8.75	6480	1900	.15
PG*060K140							

* F = PGF Standard Models, C = PGC models with Nox baffles and meet California emission requirements.

¹ Rated Capacity @ ARI standard conditions, 95° Amb, 80° DB/67° WB, 230 Volts. For applications at 208 volts deduct 1000 BTU.

² Includes a .08 drop for a filter

³ For reference only

Blower Performance Data In Horizontal Configuration						ARI Minimum Static Without Filter inches of water	Actual Capacity Rating BTU/hr	ARI Minimum Allowable Airflow - 350 CFM/ton** CFM	
Model Number	Motor Speed	Air Delivery in CFM at ESP *							
		0.20	0.30	0.40	0.50				
Short Chassis	PG*018K040	HI	975	940	911	870	0.18	18000	525
		MD	n/a	n/a	n/a	n/a	0.18	18000	525
		LO	n/a	n/a	n/a	n/a	0.18	18000	525
	PG*024K040	HI	975	940	911	870	0.18	23800	694
		MD	n/a	n/a	n/a	n/a	0.18	23800	694
		LO	n/a	n/a	n/a	n/a	0.18	23800	694
	PG*030K060	HI	1169	1094	1036	971	0.23	28800	840
		MD	1092	1022	958	906	0.23	28800	840
		LO	903	866	n/a	n/a	0.23	28800	840
	PG*030K080	HI	1406	1341	1269	1190	0.23	28800	840
		MD	1261	1217	1155	1091	0.23	28800	840
		LO	953	959	944	911	0.23	28800	840
PG*036K060	HI	1520	1415	1335	1226	0.23	34200	998	
	MD	1209	1152	1095	1018	0.23	34200	998	
	LO	1038	1004	n/a	n/a	0.23	34200	998	
PG*042K080	HI	1712	1640	1556	1459	0.23	39500	1152	
	MD HI	1687	1609	1522	1443	0.23	39500	1152	
	MD LO	1619	1545	1476	1390	0.23	39500	1152	
PG*042K100	LO	1583	1507	1444	1363	0.23	39500	1152	
	PG*036H080	HI	1733	1695	1655	1587	0.23	38000	1108
		MD	1221	1241	1240	1220	0.23	38000	1108
LO		n/a	n/a	n/a	n/a	0.23	38000	1108	
Tall Chassis	PG*048K080	HI	1695	1657	1616	1563	0.28	45500	1327
		MD	n/a	n/a	n/a	n/a	0.28	45500	1327
		LO	n/a	n/a	n/a	n/a	0.28	45500	1327
	PG*048K120	HI	1734	1710	1673	1635	0.28	45500	1327
		MD	n/a	n/a	n/a	n/a	0.28	45500	1327
		LO	n/a	n/a	n/a	n/a	0.28	45500	1327
	PG*060K100	HI	2446	2369	2290	2205	0.28	58000	1692
		MD HI	2328	2258	2178	1962	0.28	58000	1692
		MD LO	2031	1975	1749	1749	0.28	58000	1692
	PG*060K140	LO	1869	1812	n/a	n/a	0.28	58000	1692

*Air delivery against shown external static pressures taken with 230V to unit and dry coil. For wet coil subtract approximately 25 CFM. Add .08 static for internal filters.

** Applied to the ACTUAL capacity rating.

EXPANDED PERFORMANCE DATA (COOLING) - 1-1/2 TON

Airflow IDB* CFM		Outdoor Ambient Temperature - Degrees F. Dry Bulb																													
		65					75					85					95					105					115				
		Entering Indoor Temperature - Degrees F. Wet Bulb																													
		59	63	67	71	59	63	67	71	59	63	67	71	59	63	67	71	59	63	67	71	59	63	67	71						
70	672	MBh	17.6	18.3	20.0	-	17.2	17.9	19.6	-	16.8	17.4	19.1	-	16.4	17.0	18.6	-	15.6	16.2	17.7	-	14.4	15.0	16.4	-					
		S/T	0.74	0.62	0.43	-	0.77	0.64	0.45	-	0.79	0.66	0.46	-	0.82	0.68	0.47	-	0.85	0.71	0.49	-	0.85	0.71	0.49	-					
	KW	1.58	1.61	1.66	-	1.69	1.73	1.78	-	1.79	1.83	1.89	-	1.88	1.92	1.98	-	1.96	2.00	2.06	-	2.02	2.07	2.13	-						
	600	MBh	17.1	17.7	19.4	-	16.7	17.3	19.0	-	16.3	16.9	18.5	-	15.9	16.5	18.1	-	15.1	15.7	17.2	-	14.0	14.5	15.9	-					
		S/T	0.71	0.59	0.41	-	0.73	0.61	0.43	-	0.75	0.63	0.44	-	0.78	0.65	0.45	-	0.81	0.67	0.47	-	0.81	0.68	0.47	-					
	KW	1.57	1.60	1.65	-	1.68	1.72	1.77	-	1.78	1.82	1.87	-	1.87	1.91	1.97	-	1.94	1.99	2.05	-	2.01	2.05	2.12	-						
528	MBh	16.3	16.9	18.5	-	15.9	16.5	18.0	-	15.5	16.1	17.6	-	15.1	15.7	17.2	-	14.4	14.9	16.3	-	13.3	13.8	15.1	-						
	S/T	0.68	0.57	0.39	-	0.70	0.59	0.41	-	0.72	0.60	0.42	-	0.74	0.62	0.43	-	0.77	0.65	0.45	-	0.78	0.65	0.45	-						
KW	1.54	1.58	1.62	-	1.66	1.69	1.74	-	1.75	1.79	1.84	-	1.84	1.88	1.94	-	1.91	1.95	2.02	-	1.98	2.02	2.08	-							
75	672	MBh	17.9	18.5	20.0	21.5	17.5	18.0	19.5	21.0	17.1	17.6	19.1	20.5	16.7	17.2	18.6	20.0	15.9	16.3	17.7	19.0	14.7	15.1	16.4	17.6					
		S/T	0.84	0.76	0.57	0.37	0.88	0.78	0.59	0.38	0.90	0.80	0.61	0.39	0.93	0.83	0.63	0.40	0.96	0.86	0.65	0.42	0.97	0.87	0.66	0.42					
	KW	1.59	1.62	1.67	1.72	1.71	1.74	1.80	1.85	1.81	1.85	1.90	1.96	1.90	1.94	2.00	2.06	1.98	2.02	2.08	2.15	2.04	2.09	2.15	2.22						
	600	MBh	17.4	17.9	19.4	20.8	17.0	17.5	19.0	20.3	16.6	17.1	18.5	19.9	16.2	16.7	18.1	19.4	15.4	15.8	17.2	18.4	14.3	14.7	15.9	17.1					
		S/T	0.81	0.72	0.55	0.35	0.84	0.75	0.57	0.36	0.86	0.77	0.58	0.37	0.88	0.79	0.60	0.38	0.92	0.82	0.62	0.40	0.93	0.83	0.63	0.40					
	KW	1.58	1.61	1.66	1.71	1.69	1.73	1.78	1.84	1.80	1.83	1.89	1.95	1.88	1.92	1.98	2.05	1.96	2.00	2.06	2.13	2.03	2.07	2.13	2.20						
528	MBh	16.5	17.0	18.4	19.8	16.2	16.6	18.0	19.3	15.8	16.2	17.6	18.9	15.4	15.8	17.2	18.4	14.6	15.1	16.3	17.5	13.5	13.9	15.1	16.2						
	S/T	0.77	0.69	0.52	0.34	0.80	0.72	0.54	0.35	0.82	0.73	0.56	0.36	0.85	0.76	0.57	0.37	0.88	0.79	0.59	0.38	0.89	0.79	0.60	0.39						
KW	1.56	1.59	1.63	1.68	1.67	1.70	1.75	1.81	1.77	1.80	1.86	1.92	1.85	1.89	1.95	2.01	1.93	1.97	2.03	2.10	1.99	2.04	2.10	2.17							
80	672	MBh	18.3	18.7	19.9	21.3	17.8	18.2	19.5	20.8	17.4	17.8	19.0	20.3	17.0	17.4	18.5	19.8	16.1	16.5	17.6	18.8	14.9	15.3	16.3	17.4					
		S/T	0.93	0.87	0.71	0.53	0.96	0.90	0.73	0.55	1.00	0.92	0.75	0.56	1.00	0.95	0.78	0.58	1.00	1.00	0.81	0.60	1.00	1.00	0.81	0.61					
	KW	1.60	1.64	1.68	1.74	1.72	1.76	1.81	1.87	1.82	1.86	1.92	1.98	1.91	1.95	2.02	2.08	1.99	2.03	2.10	2.17	2.06	2.10	2.17	2.24						
	600	MBh	17.7	18.1	19.4	20.7	17.3	17.7	18.9	20.2	16.9	17.3	18.5	19.7	16.5	16.8	18.0	19.2	15.7	16.0	17.1	18.3	14.5	14.8	15.8	16.9					
		S/T	0.88	0.83	0.67	0.50	0.92	0.86	0.70	0.52	0.94	0.88	0.72	0.54	0.97	0.91	0.74	0.55	1.00	0.94	0.77	0.57	1.00	0.95	0.77	0.58					
	KW	1.59	1.62	1.67	1.72	1.71	1.74	1.80	1.85	1.81	1.85	1.90	1.96	1.90	1.94	2.00	2.06	1.98	2.02	2.08	2.15	2.04	2.09	2.15	2.22						
528	MBh	16.8	17.2	18.4	19.7	16.4	16.8	18.0	19.2	16.1	16.4	17.5	18.7	15.7	16.0	17.1	18.3	14.9	15.2	16.2	17.4	13.8	14.1	15.0	16.1						
	S/T	0.85	0.79	0.65	0.48	0.88	0.82	0.67	0.50	0.90	0.84	0.69	0.51	0.93	0.87	0.71	0.53	0.96	0.90	0.74	0.55	0.97	0.91	0.74	0.55						
KW	1.57	1.60	1.65	1.70	1.68	1.72	1.77	1.82	1.78	1.82	1.87	1.93	1.87	1.91	1.97	2.03	1.94	1.99	2.05	2.11	2.01	2.05	2.12	2.19							
85	672	MBh	18.6	18.9	19.8	21.2	18.1	18.5	19.4	20.7	17.7	18.1	18.9	20.2	17.3	17.6	18.4	19.7	16.4	16.7	17.5	18.7	15.2	15.5	16.2	17.3					
		S/T	0.97	0.94	0.85	0.69	1.00	0.97	0.88	0.71	1.00	1.00	0.90	0.73	1.00	1.00	0.93	0.75	1.00	1.00	0.96	0.78	1.00	1.00	0.97	0.79					
	KW	1.62	1.65	1.70	1.75	1.73	1.77	1.82	1.88	1.84	1.88	1.93	2.00	1.93	1.97	2.03	2.10	2.01	2.05	2.12	2.18	2.07	2.12	2.19	2.26						
	600	MBh	18.0	18.4	19.3	20.5	17.6	18.0	18.8	20.1	17.2	17.5	18.4	19.6	16.8	17.1	17.9	19.1	15.9	16.2	17.0	18.2	14.8	15.0	15.8	16.8					
		S/T	0.93	0.89	0.81	0.65	0.96	0.93	0.84	0.68	0.98	0.95	0.86	0.70	1.00	0.98	0.89	0.72	1.00	1.00	0.92	0.75	1.00	1.00	0.93	0.75					
	KW	1.60	1.64	1.68	1.74	1.72	1.76	1.81	1.87	1.82	1.86	1.92	1.98	1.91	1.95	2.02	2.08	1.99	2.03	2.10	2.17	2.06	2.10	2.17	2.24						
528	MBh	17.1	17.5	18.3	19.5	16.7	17.1	17.9	19.1	16.3	16.7	17.4	18.6	15.9	16.2	17.0	18.2	15.1	15.4	16.2	17.2	14.0	14.3	15.0	16.0						
	S/T	0.89	0.86	0.77	0.63	0.92	0.89	0.80	0.65	0.94	0.91	0.82	0.67	0.97	0.94	0.85	0.69	1.00	0.97	0.88	0.71	1.00	0.98	0.89	0.72						
KW	1.58	1.61	1.66	1.71	1.69	1.73	1.78	1.84	1.79	1.83	1.89	1.95	1.88	1.92	1.98	2.05	1.96	2.00	2.06	2.13	2.02	2.07	2.13	2.20							

* Entering Indoor Temperature - Degrees F. Dry Bulb 18.0 Standard Rating

EXPANDED PERFORMANCE DATA (COOLING) - 2 TON

Airflow IDB* CFM			Outdoor Ambient Temperature - Degrees F. Dry Bulb																							
			65				75				85				95				105				115			
			Entering Indoor Temperature - Degrees F. Wet Bulb																							
			59	63	67	71	59	63	67	71	59	63	67	71	59	63	67	71	59	63	67	71	59	63	67	71
70	896	MBh	23.3	24.2	26.5	-	22.8	23.6	25.9	-	22.2	23.0	25.3	-	21.7	22.5	24.6	-	20.6	21.4	23.4	-	19.1	19.8	21.7	-
		S/T	0.76	0.64	0.44	-	0.79	0.66	0.46	-	0.81	0.68	0.47	-	0.84	0.70	0.48	-	0.87	0.73	0.50	-	0.88	0.73	0.51	-
		KW	1.94	1.99	2.07	-	2.12	2.18	2.26	-	2.28	2.34	2.43	-	2.42	2.48	2.57	-	2.54	2.60	2.70	-	2.64	2.71	2.81	-
	800	MBh	22.6	23.5	25.7	-	22.1	22.9	25.1	-	21.6	22.4	24.5	-	21.1	21.8	23.9	-	20.0	20.7	22.7	-	18.5	19.2	21.0	-
		S/T	0.73	0.61	0.42	-	0.75	0.63	0.44	-	0.77	0.65	0.45	-	0.80	0.67	0.46	-	0.83	0.69	0.48	-	0.84	0.70	0.48	-
		KW	1.93	1.97	2.05	-	2.10	2.16	2.24	-	2.26	2.32	2.40	-	2.40	2.46	2.55	-	2.51	2.58	2.67	-	2.61	2.68	2.78	-
704	MBh	21.5	22.3	24.4	-	21.0	21.8	23.9	-	20.5	21.3	23.3	-	20.0	20.7	22.7	-	19.0	19.7	21.6	-	17.6	18.3	20.0	-	
	S/T	0.70	0.58	0.40	-	0.72	0.60	0.42	-	0.74	0.62	0.43	-	0.77	0.64	0.44	-	0.79	0.66	0.46	-	0.80	0.67	0.46	-	
	KW	1.89	1.94	2.01	-	2.06	2.11	2.19	-	2.21	2.27	2.36	-	2.35	2.41	2.50	-	2.46	2.53	2.62	-	2.56	2.63	2.73	-	
75	896	MBh	23.7	24.4	26.4	28.4	23.2	23.9	25.8	27.7	22.6	23.3	25.2	27.0	22.1	22.7	24.6	26.4	21.0	21.6	23.4	25.1	19.4	20.0	21.6	23.2
		S/T	0.87	0.78	0.59	0.38	0.90	0.80	0.61	0.39	0.92	0.82	0.62	0.40	0.95	0.85	0.64	0.41	0.99	0.88	0.67	0.43	1.00	0.89	0.67	0.43
		KW	1.96	2.01	2.09	2.17	2.14	2.20	2.28	2.37	2.30	2.36	2.45	2.54	2.44	2.50	2.60	2.70	2.56	2.63	2.73	2.83	2.66	2.73	2.84	2.95
	800	MBh	23.0	23.7	25.7	27.5	22.5	23.2	25.1	26.9	22.0	22.6	24.5	26.3	21.4	22.1	23.9	25.6	20.3	21.0	22.7	24.3	18.8	19.4	21.0	22.5
		S/T	0.83	0.74	0.56	0.36	0.86	0.77	0.58	0.37	0.88	0.79	0.60	0.38	0.91	0.81	0.61	0.40	0.94	0.84	0.64	0.41	0.95	0.85	0.64	0.41
		KW	1.94	1.99	2.07	2.15	2.12	2.18	2.26	2.34	2.28	2.34	2.43	2.52	2.42	2.48	2.58	2.67	2.54	2.60	2.70	2.81	2.64	2.71	2.81	2.92
704	MBh	21.9	22.5	24.4	26.2	21.4	22.0	23.8	25.6	20.9	21.5	23.2	24.9	20.3	21.0	22.7	24.3	19.3	19.9	21.5	23.1	17.9	18.4	20.0	21.4	
	S/T	0.79	0.71	0.54	0.35	0.82	0.73	0.56	0.36	0.84	0.75	0.57	0.37	0.87	0.78	0.59	0.38	0.90	0.81	0.61	0.39	0.91	0.81	0.62	0.40	
	KW	1.91	1.95	2.03	2.11	2.08	2.13	2.22	2.30	2.24	2.29	2.38	2.47	2.37	2.43	2.53	2.62	2.49	2.55	2.65	2.75	2.59	2.65	2.76	2.86	
80	896	MBh	24.1	24.7	26.4	28.2	23.6	24.1	25.7	27.5	23.0	23.5	25.1	26.9	22.5	22.9	24.5	26.2	21.3	21.8	23.3	24.9	19.8	20.2	21.6	23.1
		S/T	0.95	0.89	0.73	0.54	1.00	0.93	0.75	0.56	1.00	0.95	0.77	0.58	1.00	1.00	0.80	0.60	1.00	1.00	0.83	0.62	1.00	1.00	0.83	0.62
		KW	1.98	2.03	2.11	2.19	2.16	2.22	2.30	2.39	2.32	2.38	2.47	2.57	2.47	2.53	2.63	2.73	2.59	2.65	2.75	2.86	2.69	2.76	2.86	2.98
	800	MBh	23.4	23.9	25.6	27.4	22.9	23.4	25.0	26.7	22.3	22.8	24.4	26.1	21.8	22.3	23.8	25.4	20.7	21.2	22.6	24.2	19.2	19.6	20.9	22.4
		S/T	0.91	0.85	0.69	0.52	0.94	0.88	0.72	0.54	0.96	0.90	0.74	0.55	1.00	0.93	0.76	0.57	1.00	0.97	0.79	0.59	1.00	0.98	0.80	0.59
		KW	1.96	2.01	2.09	2.17	2.14	2.20	2.28	2.37	2.30	2.36	2.45	2.54	2.44	2.51	2.60	2.70	2.56	2.63	2.73	2.83	2.67	2.73	2.84	2.95
704	MBh	22.3	22.8	24.3	26.0	21.7	22.2	23.7	25.4	21.2	21.7	23.2	24.8	20.7	21.2	22.6	24.2	19.7	20.1	21.5	23.0	18.2	18.6	19.9	21.3	
	S/T	0.87	0.82	0.66	0.50	0.90	0.85	0.69	0.51	0.92	0.87	0.71	0.53	0.95	0.89	0.73	0.54	0.99	0.93	0.76	0.56	1.00	0.94	0.76	0.57	
	KW	1.93	1.97	2.05	2.13	2.10	2.16	2.24	2.32	2.26	2.32	2.40	2.50	2.40	2.46	2.55	2.65	2.51	2.58	2.67	2.78	2.61	2.68	2.78	2.89	
85	896	MBh	24.6	25.0	26.2	28.0	24.0	24.5	25.6	27.3	23.4	23.9	25.0	26.7	22.8	23.3	24.4	26.0	21.7	22.1	23.2	24.7	20.1	20.5	21.5	22.9
		S/T	1.00	0.96	0.87	0.70	1.00	1.00	0.90	0.73	1.00	1.00	0.92	0.75	1.00	1.00	0.95	0.77	1.00	1.00	0.99	0.80	1.00	1.00	1.00	0.81
		KW	2.00	2.05	2.13	2.21	2.18	2.24	2.32	2.41	2.35	2.41	2.50	2.59	2.49	2.55	2.65	2.75	2.61	2.68	2.78	2.89	2.72	2.79	2.89	3.00
	800	MBh	23.8	24.3	25.5	27.2	23.3	23.7	24.9	26.5	22.7	23.2	24.3	25.9	22.2	22.6	23.7	25.3	21.1	21.5	22.5	24.0	19.5	19.9	20.8	22.2
		S/T	0.95	0.92	0.83	0.67	0.99	0.95	0.86	0.70	1.00	0.98	0.88	0.71	1.00	1.00	0.91	0.74	1.00	1.00	0.94	0.77	1.00	1.00	0.95	0.77
		KW	1.98	2.03	2.11	2.19	2.16	2.22	2.30	2.39	2.32	2.38	2.47	2.57	2.47	2.53	2.63	2.73	2.59	2.65	2.75	2.86	2.69	2.76	2.86	2.98
704	MBh	22.7	23.1	24.2	25.8	22.1	22.6	23.6	25.2	21.6	22.0	23.1	24.6	21.1	21.5	22.5	24.0	20.0	20.4	21.4	22.8	18.5	18.9	19.8	21.1	
	S/T	0.91	0.88	0.79	0.64	0.94	0.91	0.82	0.67	0.97	0.93	0.84	0.68	1.00	0.96	0.87	0.71	1.00	1.00	0.90	0.73	1.00	1.00	0.91	0.74	
	KW	1.94	1.99	2.07	2.15	2.12	2.18	2.26	2.34	2.28	2.34	2.43	2.52	2.42	2.48	2.57	2.67	2.54	2.60	2.70	2.80	2.64	2.71	2.81	2.92	

EXPANDED PERFORMANCE DATA (COOLING) - 2-1/2 TON

Airflow IDB* CFM			Outdoor Ambient Temperature - Degrees F. Dry Bulb																							
			65				75				85				95				105				115			
			Entering Indoor Temperature - Degrees F. Wet Bulb																							
			59	63	67	71	59	63	67	71	59	63	67	71	59	63	67	71	59	63	67	71	59	63	67	71
70	1120	MBh	28.2	29.3	32.0	-	27.6	28.6	31.3	-	26.9	27.9	30.6	-	26.3	27.2	29.8	-	24.9	25.8	28.3	-	23.1	23.9	26.2	-
		S/T	0.76	0.64	0.44	-	0.79	0.66	0.46	-	0.81	0.68	0.47	-	0.84	0.70	0.48	-	0.87	0.73	0.50	-	0.88	0.73	0.51	-
		KW	2.46	2.52	2.60	-	2.66	2.72	2.82	-	2.84	2.91	3.01	-	3.00	3.07	3.17	-	3.13	3.20	3.31	-	3.24	3.32	3.43	-
	1000	MBh	27.4	28.4	31.1	-	26.8	27.7	30.4	-	26.1	27.1	29.7	-	25.5	26.4	28.9	-	24.2	25.1	27.5	-	22.4	23.2	25.5	-
		S/T	0.73	0.61	0.42	-	0.75	0.63	0.44	-	0.77	0.65	0.45	-	0.80	0.67	0.46	-	0.83	0.69	0.48	-	0.84	0.70	0.48	-
		KW	2.44	2.50	2.58	-	2.64	2.70	2.79	-	2.82	2.88	2.98	-	2.97	3.04	3.14	-	3.10	3.17	3.28	-	3.22	3.29	3.40	-
880	MBh	26.0	27.0	29.6	-	25.4	26.4	28.9	-	24.8	25.7	28.2	-	24.2	25.1	27.5	-	23.0	23.8	26.1	-	21.3	22.1	24.2	-	
	S/T	0.70	0.58	0.40	-	0.72	0.60	0.42	-	0.74	0.62	0.43	-	0.77	0.64	0.44	-	0.79	0.66	0.46	-	0.80	0.67	0.46	-	
	KW	2.40	2.46	2.54	-	2.60	2.66	2.74	-	2.77	2.83	2.93	-	2.92	2.99	3.09	-	3.05	3.12	3.23	-	3.16	3.23	3.34	-	
75	1120	MBh	28.7	29.5	32.0	34.3	28.0	28.9	31.2	33.5	27.4	28.2	30.5	32.7	26.7	27.5	29.8	31.9	25.4	26.1	28.3	30.3	23.5	24.2	26.2	28.1
		S/T	0.87	0.78	0.59	0.38	0.90	0.80	0.61	0.39	0.92	0.82	0.62	0.40	0.95	0.85	0.64	0.41	0.99	0.88	0.67	0.43	1.00	0.89	0.67	0.43
		KW	2.49	2.54	2.63	2.71	2.69	2.75	2.84	2.94	2.87	2.93	3.03	3.14	3.02	3.09	3.20	3.31	3.16	3.23	3.34	3.46	3.27	3.35	3.47	3.59
	1000	MBh	27.9	28.7	31.1	33.3	27.2	28.0	30.3	32.6	26.6	27.4	29.6	31.8	25.9	26.7	28.9	31.0	24.6	25.4	27.4	29.5	22.8	23.5	25.4	27.3
		S/T	0.83	0.74	0.56	0.36	0.86	0.77	0.58	0.37	0.88	0.79	0.60	0.38	0.91	0.81	0.61	0.40	0.94	0.84	0.64	0.41	0.95	0.85	0.64	0.41
		KW	2.46	2.52	2.60	2.69	2.66	2.73	2.82	2.91	2.84	2.91	3.01	3.11	3.00	3.										

EXPANDED PERFORMANCE DATA (COOLING) - 3 TON

Airflow IDB* CFM			Outdoor Ambient Temperature - Degrees F. Dry Bulb																							
			65				75				85				95				105				115			
			Entering Indoor Temperature - Degrees F. Wet Bulb																							
			59	63	67	71	59	63	67	71	59	63	67	71	59	63	67	71	59	63	67	71	59	63	67	71
70	1344	MBh	33.5	34.7	38.1	-	32.7	33.9	37.2	-	32.0	33.1	36.3	-	31.2	32.3	35.4	-	29.6	30.7	33.6	-	27.4	28.4	31.2	-
		S/T	0.76	0.64	0.44	-	0.79	0.66	0.46	-	0.81	0.68	0.47	-	0.84	0.70	0.48	-	0.87	0.73	0.50	-	0.88	0.73	0.51	-
		KW	3.16	3.22	3.32	-	3.39	3.46	3.56	-	3.59	3.66	3.78	-	3.77	3.85	3.97	-	3.92	4.00	4.13	-	4.05	4.14	4.27	-
	1200	MBh	32.5	33.7	36.9	-	31.8	32.9	36.1	-	31.0	32.2	35.2	-	30.3	31.4	34.4	-	28.8	29.8	32.7	-	26.6	27.6	30.2	-
		S/T	0.73	0.61	0.42	-	0.75	0.63	0.44	-	0.77	0.65	0.45	-	0.80	0.67	0.46	-	0.83	0.69	0.48	-	0.84	0.70	0.48	-
		KW	3.14	3.20	3.29	-	3.36	3.43	3.53	-	3.56	3.64	3.75	-	3.74	3.82	3.94	-	3.89	3.97	4.10	-	4.02	4.10	4.23	-
1056	MBh	30.9	32.0	35.1	-	30.2	31.3	34.3	-	29.5	30.5	33.5	-	28.8	29.8	32.7	-	27.3	28.3	31.0	-	25.3	26.2	28.7	-	
	S/T	0.70	0.58	0.40	-	0.72	0.60	0.42	-	0.74	0.62	0.43	-	0.77	0.64	0.44	-	0.79	0.66	0.46	-	0.80	0.67	0.46	-	
	KW	3.09	3.15	3.24	-	3.31	3.38	3.48	-	3.51	3.58	3.69	-	3.68	3.76	3.87	-	3.83	3.91	4.03	-	3.95	4.04	4.17	-	
75	1344	MBh	34.1	35.1	38.0	40.8	33.3	34.3	37.1	39.8	32.5	33.5	36.2	38.9	31.7	32.6	35.3	37.9	30.1	31.0	33.6	36.0	27.9	28.7	31.1	33.4
		S/T	0.87	0.78	0.59	0.38	0.90	0.80	0.61	0.39	0.92	0.82	0.62	0.40	0.95	0.85	0.64	0.41	0.99	0.88	0.67	0.43	1.00	0.89	0.67	0.43
		KW	3.18	3.25	3.34	3.48	3.41	3.48	3.59	3.70	3.62	3.69	3.81	3.93	3.80	3.88	4.00	4.13	3.95	4.04	4.16	4.30	4.08	4.17	4.30	4.44
	1200	MBh	33.1	34.1	36.9	39.6	32.3	33.3	36.0	38.7	31.5	32.5	35.2	37.7	30.8	31.7	34.3	36.8	29.2	30.1	32.6	35.0	27.1	27.9	30.2	32.4
		S/T	0.83	0.74	0.56	0.36	0.86	0.77	0.58	0.37	0.88	0.79	0.60	0.38	0.91	0.81	0.61	0.40	0.94	0.84	0.64	0.41	0.95	0.85	0.64	0.41
		KW	3.16	3.22	3.32	3.42	3.39	3.46	3.56	3.67	3.59	3.66	3.78	3.90	3.77	3.85	3.97	4.09	3.92	4.00	4.13	4.26	4.05	4.14	4.27	4.41
1056	MBh	31.4	32.4	35.0	37.6	30.7	31.6	34.2	36.7	30.0	30.9	33.4	35.8	29.2	30.1	32.6	35.0	27.8	28.6	31.0	33.2	25.7	26.5	28.7	30.8	
	S/T	0.79	0.71	0.54	0.35	0.82	0.73	0.56	0.36	0.84	0.75	0.57	0.37	0.87	0.78	0.59	0.38	0.90	0.81	0.61	0.39	0.91	0.81	0.62	0.40	
	KW	3.11	3.17	3.27	3.37	3.34	3.40	3.51	3.62	3.53	3.61	3.72	3.84	3.71	3.79	3.90	4.03	3.86	3.94	4.06	4.19	3.99	4.07	4.20	4.34	
80	1344	MBh	34.7	35.4	37.9	40.5	33.9	34.6	37.0	39.5	33.1	33.8	36.1	38.6	32.3	33.0	35.2	37.7	30.7	31.3	33.5	35.8	28.4	29.0	31.0	33.1
		S/T	0.95	0.89	0.73	0.54	1.00	0.93	0.75	0.56	1.00	0.95	0.77	0.58	1.00	1.00	0.80	0.60	1.00	1.00	0.83	0.62	1.00	1.00	0.83	0.62
		KW	3.21	3.27	3.37	3.47	3.44	3.51	3.62	3.73	3.65	3.72	3.84	3.96	3.83	3.91	4.03	4.16	3.98	4.07	4.20	4.33	4.12	4.20	4.34	4.48
	1200	MBh	33.7	34.4	36.8	39.3	32.9	33.6	35.9	38.4	32.1	32.8	35.1	37.5	31.3	32.0	34.2	36.6	29.8	30.4	32.5	34.7	27.6	28.2	30.1	32.2
		S/T	0.91	0.85	0.69	0.52	0.94	0.88	0.72	0.54	0.96	0.90	0.74	0.55	1.00	0.93	0.76	0.57	1.00	0.97	0.79	0.59	1.00	0.98	0.80	0.59
		KW	3.18	3.25	3.34	3.45	3.41	3.48	3.59	3.70	3.62	3.69	3.81	3.93	3.80	3.88	4.00	4.13	3.95	4.04	4.16	4.30	4.08	4.17	4.30	4.44
1056	MBh	32.0	32.7	34.9	37.3	31.2	31.9	34.1	36.5	30.5	31.2	33.3	35.6	29.8	30.4	32.5	34.7	28.3	28.9	30.9	33.0	26.2	26.8	28.6	30.6	
	S/T	0.87	0.82	0.66	0.50	0.90	0.85	0.69	0.51	0.92	0.87	0.71	0.53	0.95	0.89	0.73	0.54	0.99	0.93	0.76	0.56	1.00	0.94	0.76	0.57	
	KW	3.14	3.20	3.29	3.39	3.36	3.43	3.53	3.64	3.56	3.64	3.75	3.87	3.74	3.82	3.94	4.06	3.89	3.97	4.10	4.23	4.02	4.10	4.23	4.37	
85	1344	MBh	35.3	36.0	37.7	40.2	34.5	35.1	36.8	39.3	33.7	34.3	35.9	38.3	32.8	33.5	35.0	37.4	31.2	31.8	33.3	35.5	28.9	29.5	30.8	32.9
		S/T	1.00	0.96	0.87	0.70	1.00	1.00	0.90	0.73	1.00	1.00	0.92	0.75	1.00	1.00	0.95	0.77	1.00	1.00	0.99	0.80	1.00	1.00	1.00	0.81
		KW	3.23	3.30	3.40	3.50	3.47	3.54	3.65	3.76	3.68	3.75	3.87	3.99	3.86	3.94	4.06	4.19	4.01	4.10	4.23	4.37	4.15	4.24	4.37	4.52
	1200	MBh	34.3	34.9	36.6	39.0	33.5	34.1	35.7	38.1	32.7	33.3	34.9	37.2	31.9	32.5	34.0	36.3	30.3	30.9	32.3	34.5	28.0	28.6	29.9	31.9
		S/T	0.95	0.92	0.83	0.67	0.99	0.95	0.86	0.70	1.00	0.98	0.88	0.71	1.00	1.00	0.91	0.74	1.00	1.00	0.94	0.77	1.00	1.00	0.95	0.77
		KW	3.21	3.27	3.37	3.47	3.44	3.51	3.62	3.73	3.65	3.72	3.84	3.96	3.83	3.91	4.03	4.16	3.98	4.07	4.20	4.33	4.12	4.20	4.34	4.48
1056	MBh	32.6	33.2	34.8	37.1	31.8	32.4	33.9	36.2	31.0	31.6	33.1	35.4	30.3	30.9	32.3	34.5	28.8	29.3	30.7	32.8	26.6	27.2	28.4	30.4	
	S/T	0.91	0.88	0.79	0.64	0.94	0.91	0.82	0.67	0.97	0.93	0.84	0.68	1.00	0.96	0.87	0.71	1.00	1.00	0.90	0.73	1.00	1.00	0.91	0.74	
	KW	3.16	3.22	3.32	3.42	3.39	3.46	3.56	3.67	3.59	3.66	3.78	3.90	3.77	3.85	3.97	4.09	3.92	4.00	4.13	4.26	4.05	4.14	4.27	4.41	

EXPANDED PERFORMANCE DATA (COOLING) - 3-1/2 TON

Airflow IDB* CFM			Outdoor Ambient Temperature - Degrees F. Dry Bulb																							
			65				75				85				95				105				115			
			Entering Indoor Temperature - Degrees F. Wet Bulb																							
			59	63	67	71	59	63	67	71	59	63	67	71	59	63	67	71	59	63	67	71	59	63	67	71
70	1568	MBh	38.8	40.2	44.1	-	37.9	39.3	43.0	-	37.0	38.3	42.0	-	36.1	37.4	41.0	-	34.3	35.5	38.9	-	31.8	32.9	36.1	-
		S/T	0.75	0.63	0.44	-	0.78	0.65	0.45	-	0.80	0.67	0.46	-	0.83	0.69	0.48	-	0.86	0.72	0.50	-	0.86	0.72	0.50	-
		KW	3.48	3.55	3.65	-	3.73	3.81	3.92	-	3.95	4.03	4.16	-	4.15	4.23	4.36	-	4.31	4.40	4.54	-	4.45	4.55	4.69	-
	1400	MBh	37.7	39.0	42.8	-	36.8	38.1	41.8	-	35.9	37.2	40.8	-	35.0	36.3	39.8	-	33.3	34.5	37.8	-	30.8	32.0	35.0	-
		S/T	0.72	0.60	0.42	-	0.74	0.62	0.43	-	0.76	0.64	0.44	-	0.79	0.66	0.46	-	0.82	0.68	0.47	-	0.82	0.69	0.48	-
		KW	3.46	3.52	3.63	-	3.70	3.78	3.89	-	3.92	4.00	4.12	-	4.11	4.20	4.33	-	4.28	4.37	4.50	-	4.42	4.51	4.66	-
1232	MBh	35.8	37.1	40.6	-	35.0	36.2	39.7	-	34.1	35.4	38.8	-	33.3	34.5	37.8	-	31.6	32.8	35.9	-	29.3	30.4	33.3	-	
	S/T	0.69	0.57	0.40	-	0.71	0.60	0.41	-	0.73	0.61	0.42	-	0.75	0.63	0.44	-	0.78	0.65	0.45	-	0.79	0.66	0.46	-	
	KW	3.40	3.47	3.57	-	3.65	3.72	3.83	-	3.86	3.94	4.06	-	4.05	4.13	4.26	-	4.21	4.30	4.43	-	4.35	4.44	4.58	-	
75	1568	MBh	39.5	40.6	44.0	47.2	38.5	39.7	43.0	46.1	37.6	38.7	41.9	45.0	36.7	37.8	40.9	43.9	34.9	35.9	38.9	41.7	32.3	33.3	36.0	38.6
		S/T	0.86	0.77	0.58	0.37	0.89	0.79	0.60	0.39	0.91	0.81	0.62	0.40	0.94	0.84	0.64	0.41	0.97	0.87	0.66	0.42	0.98	0.88	0.67	0.43
		KW	3.51	3.58	3.68	3.79	3.76	3.84	3.95	4.07	3.98	4.06	4.19	4.32	4.18	4.27	4.40	4.54	4.35	4.44	4.58	4.73	4.49	4.59	4.73	4.89
	1400	MBh	38.3	39.4	42.7	45.8	37.4	38.5	41.7	44.8	36.5	37.6	40.7	43.7	35.6	36.7	39.7	42.6	33.9	34.9	37.7	40.5	31.4	32.3	35.0	37.5
		S/T	0.82	0.73	0.55	0.36	0.85	0.76	0.57	0.37	0.87	0.78	0.59	0.38	0.90	0.80	0.61	0.39	0.93	0.83	0.63	0.40	0.94	0.84	0.63	0.41
		KW	3.48	3.55	3.65	3.76	3.73																			

EXPANDED PERFORMANCE DATA (COOLING) - 4 TON

Airflow IDB* CFM			Outdoor Ambient Temperature - Degrees F. Dry Bulb																							
			65				75				85				95				105				115			
			Entering Indoor Temperature - Degrees F. Wet Bulb																							
			59	63	67	71	59	63	67	71	59	63	67	71	59	63	67	71	59	63	67	71	59	63	67	71
70	1792	MBh	44.6	46.2	50.6	-	43.5	45.1	49.5	-	42.5	44.1	48.3	-	41.5	43.0	47.1	-	39.4	40.8	44.7	-	36.5	37.8	41.4	-
		S/T	0.79	0.66	0.46	-	0.82	0.69	0.48	-	0.84	0.70	0.49	-	0.87	0.73	0.50	-	0.90	0.75	0.52	-	0.91	0.76	0.53	-
		KW	3.98	4.05	4.17	-	4.25	4.34	4.47	-	4.50	4.59	4.73	-	4.72	4.81	4.96	-	4.90	5.00	5.16	-	5.06	5.17	5.33	-
	1600	MBh	43.3	44.9	49.2	-	42.3	43.8	48.0	-	41.3	42.8	46.9	-	40.3	41.7	45.7	-	38.3	39.6	43.4	-	35.4	36.7	40.2	-
		S/T	0.76	0.63	0.44	-	0.78	0.66	0.45	-	0.80	0.67	0.47	-	0.83	0.69	0.48	-	0.86	0.72	0.50	-	0.87	0.73	0.50	-
		KW	3.95	4.02	4.14	-	4.22	4.31	4.43	-	4.47	4.56	4.69	-	4.68	4.78	4.92	-	4.86	4.96	5.12	-	5.02	5.13	5.29	-
1408	MBh	41.1	42.6	46.7	-	40.2	41.6	45.6	-	39.2	40.6	44.5	-	38.3	39.6	43.4	-	36.3	37.7	41.3	-	33.7	34.9	38.2	-	
	S/T	0.72	0.61	0.42	-	0.75	0.63	0.43	-	0.77	0.64	0.45	-	0.80	0.66	0.46	-	0.83	0.69	0.48	-	0.83	0.70	0.48	-	
	KW	3.89	3.96	4.08	-	4.16	4.24	4.37	-	4.40	4.49	4.62	-	4.61	4.70	4.85	-	4.79	4.89	5.04	-	4.94	5.05	5.20	-	
75	1792	MBh	45.3	46.7	50.5	54.2	44.3	45.6	49.4	53.0	43.2	44.5	48.2	51.7	42.2	43.4	47.0	50.4	40.1	41.3	44.7	47.9	37.1	38.2	41.4	44.4
		S/T	0.90	0.81	0.61	0.39	0.93	0.84	0.63	0.41	0.96	0.86	0.65	0.42	0.99	0.88	0.67	0.43	1.00	0.92	0.70	0.45	1.00	0.93	0.70	0.45
		KW	4.00	4.08	4.20	4.32	4.29	4.37	4.50	4.64	4.53	4.63	4.77	4.91	4.75	4.85	5.00	5.16	4.94	5.04	5.20	5.36	5.10	5.21	5.37	5.54
	1600	MBh	44.0	45.3	49.1	52.7	43.0	44.3	47.9	51.4	42.0	43.2	46.8	50.2	41.0	42.2	45.6	49.0	38.9	40.1	43.4	46.5	36.0	37.1	40.2	43.1
		S/T	0.86	0.77	0.58	0.37	0.89	0.80	0.60	0.39	0.91	0.82	0.62	0.40	0.94	0.84	0.64	0.41	0.98	0.88	0.66	0.43	0.99	0.88	0.67	0.43
		KW	3.98	4.05	4.17	4.29	4.25	4.34	4.47	4.60	4.50	4.59	4.73	4.87	4.72	4.81	4.96	5.12	4.90	5.00	5.16	5.32	5.06	5.17	5.33	5.50
1408	MBh	41.8	43.1	46.6	50.0	40.8	42.1	45.5	48.9	39.9	41.1	44.4	47.7	38.9	40.1	43.4	46.5	37.0	38.1	41.2	44.2	34.2	35.2	38.2	40.9	
	S/T	0.82	0.74	0.56	0.36	0.85	0.76	0.58	0.37	0.88	0.78	0.59	0.38	0.90	0.81	0.61	0.39	0.94	0.84	0.64	0.41	0.95	0.85	0.64	0.41	
	KW	3.92	3.99	4.11	4.23	4.19	4.27	4.40	4.53	4.43	4.52	4.66	4.80	4.65	4.74	4.88	5.04	4.83	4.93	5.08	5.24	4.98	5.09	5.24	5.41	
80	1792	MBh	46.1	47.2	50.4	53.9	45.1	46.1	49.2	52.6	44.0	45.0	48.0	51.4	42.9	43.9	46.9	50.1	40.8	41.7	44.5	47.6	37.8	38.6	41.2	44.1
		S/T	1.00	0.93	0.76	0.56	1.00	0.96	0.78	0.58	1.00	1.00	0.80	0.60	1.00	1.00	0.83	0.62	1.00	1.00	0.86	0.64	1.00	1.00	0.87	0.65
		KW	4.03	4.11	4.23	4.36	4.32	4.40	4.53	4.67	4.57	4.66	4.80	4.95	4.79	4.89	5.04	5.20	4.98	5.08	5.24	5.41	5.14	5.25	5.41	5.59
	1600	MBh	44.8	45.8	48.9	52.3	43.8	44.7	47.8	51.1	42.7	43.7	46.6	49.9	41.7	42.6	45.5	48.6	39.6	40.5	43.2	46.2	36.7	37.5	40.0	42.8
		S/T	0.94	0.88	0.72	0.54	0.98	0.92	0.75	0.56	1.00	0.94	0.77	0.57	1.00	0.97	0.79	0.59	1.00	1.00	0.82	0.61	1.00	1.00	0.83	0.62
		KW	4.01	4.08	4.20	4.32	4.29	4.37	4.50	4.64	4.54	4.63	4.77	4.91	4.75	4.85	5.00	5.16	4.94	5.04	5.20	5.36	5.10	5.21	5.37	5.54
1408	MBh	42.6	43.5	46.5	49.7	41.6	42.5	45.4	48.5	40.6	41.5	44.3	47.4	39.6	40.5	43.2	46.2	37.6	38.4	41.1	43.9	34.8	35.6	38.0	40.7	
	S/T	0.90	0.85	0.69	0.52	0.94	0.88	0.71	0.53	0.96	0.90	0.73	0.55	0.99	0.93	0.76	0.57	1.03	0.96	0.79	0.59	1.04	0.97	0.79	0.59	
	KW	3.95	4.02	4.14	4.26	4.22	4.31	4.43	4.57	4.47	4.56	4.69	4.84	4.68	4.78	4.92	5.07	4.86	4.96	5.12	5.28	5.02	5.13	5.29	5.45	
85	1792	MBh	47.0	47.9	51.1	53.5	45.9	46.7	49.0	52.2	44.8	45.6	47.8	51.0	43.7	44.5	46.6	49.7	41.5	42.3	44.3	47.3	38.4	39.2	41.0	43.8
		S/T	1.00	1.00	0.90	0.73	1.00	1.00	0.94	0.76	1.00	1.00	0.96	0.78	1.00	1.00	0.99	0.80	1.00	1.00	1.00	0.83	1.00	1.00	1.00	0.84
		KW	4.06	4.14	4.26	4.39	4.35	4.44	4.57	4.71	4.60	4.70	4.84	4.99	4.83	4.93	5.08	5.24	5.02	5.12	5.28	5.45	5.18	5.29	5.46	5.63
	1600	MBh	45.6	46.5	48.7	51.9	44.5	45.4	47.5	50.7	43.5	44.3	46.4	49.5	42.4	43.2	45.3	48.3	40.3	41.1	43.0	45.9	37.3	38.0	39.8	42.5
		S/T	0.99	0.95	0.86	0.70	1.00	0.99	0.89	0.72	1.00	1.00	0.92	0.74	1.00	1.00	0.94	0.77	1.00	1.00	0.98	0.80	1.00	1.00	0.99	0.80
		KW	4.03	4.11	4.23	4.36	4.32	4.40	4.53	4.67	4.57	4.66	4.80	4.95	4.79	4.89	5.04	5.20	4.98	5.08	5.24	5.41	5.14	5.25	5.41	5.59
1408	MBh	43.3	44.1	46.2	49.3	42.3	43.1	45.2	48.2	41.3	42.1	44.1	47.0	40.3	41.1	43.0	45.9	38.3	39.0	40.9	43.6	35.5	36.1	37.8	40.4	
	S/T	0.95	0.91	0.83	0.67	0.98	0.95	0.86	0.69	1.00	0.97	0.88	0.71	1.00	1.00	0.91	0.73	1.00	1.00	0.94	0.76	1.00	1.00	0.95	0.77	
	KW	3.98	4.05	4.17	4.29	4.25	4.34	4.47	4.60	4.50	4.59	4.73	4.87	4.72	4.81	4.96	5.11	4.90	5.00	5.16	5.32	5.06	5.17	5.33	5.50	

EXPANDED PERFORMANCE DATA (COOLING) - 5 TON

Airflow IDB* CFM			Outdoor Ambient Temperature - Degrees F. Dry Bulb																							
			65				75				85				95				105				115			
			Entering Indoor Temperature - Degrees F. Wet Bulb																							
			59	63	67	71	59	63	67	71	59	63	67	71	59	63	67	71	59	63	67	71	59	63	67	71
70	2240	MBh	56.8	58.9	64.5	-	55.5	57.5	63.0	-	54.2	56.2	61.5	-	52.9	54.8	60.0	-	50.2	52.1	57.0	-	46.5	48.2	52.8	-
		S/T	0.75	0.63	0.44	-	0.78	0.65	0.45	-	0.80	0.67	0.46	-	0.83	0.69	0.48	-	0.86	0.72	0.50	-	0.86	0.72	0.50	-
		KW	5.23	5.34	5.49	-	5.61	5.72	5.89	-	5.93	6.05	6.24	-	6.22	6.35	6.55	-	6.47	6.60	6.81	-	6.68	6.82	7.04	-
	2000	MBh	55.2	57.2	62.7	-	53.9	55.9	61.2	-	52.6	54.5	59.7	-	51.3	53.2	58.3	-	48.8	50.5	55.4	-	45.2	46.8	51.3	-
		S/T	0.72	0.60	0.42	-	0.74	0.62	0.43	-	0.76	0.64	0.44	-	0.79	0.66	0.46	-	0.82	0.68	0.47	-	0.82	0.69	0.48	-
		KW	5.20	5.30	5.45	-	5.56	5.67	5.84	-	5.89	6.01	6.19	-	6.17	6.30	6.50	-	6.42	6.55	6.76	-	6.63	6.77	6.98	-
1760	MBh	52.4	54.3	59.5	-	51.2	53.1	58.1	-	50.0	51.8	56.8	-	48.8	50.5	55.4	-	46.3	48.0	52.6	-	42.9	44.5	48.7	-	
	S/T	0.69	0.57	0.40	-	0.71	0.60	0.41	-	0.73	0.61	0.42	-	0.75	0.63	0.44	-	0.78	0.65	0.45	-	0.79	0.66	0.46	-	
	KW	5.12	5.22	5.37	-	5.48	5.59	5.75	-	5.80	5.92	6.09	-	6.08	6.20	6.39	-	6.32	6.45	6.65	-	6.52	6.66	6.87	-	
75	2240	MBh	57.8	59.5	64.4	69.1	56.5	58.1	62.9	67.5	55.1	56.7	61.4	65.9	53.8	55.4	59.9	64.3	51.1	52.6	56.9	61.1	47.3	48.7	52.7	56.6
		S/T	0.86	0.77	0.58	0.37	0.89	0.79	0.60	0.39	0.91	0.81	0.62	0.40	0.94	0.84	0.64	0.41	0.97	0.87	0.66	0.42	0.98	0.88	0.67	0.43
		KW	5.27	5.38	5.53	5.70	5.65	5.76	5.93	6.12	5.98	6.10	6.29	6.48	6.27	6.40	6.60	6.81	6.52	6.66	6.86	7.08	6.73	6.88	7.09	7.32
	2000	MBh	56.1	57.8	62.5	67.1	54.8	56.4	61.1	65.6	53.5	55.1	59.6	64.0	52.2	53.7	58.2	62.4	49.6	51.1	55.3	59.3	45.9	47.3	51.2	54.9
		S/T	0.82	0.73	0.55	0.36	0.85																			

ACCESSORIES

ROOF CURBS, TRANSITION AND DUCT KITS

Used on (Unit Size)	8" Curb	14" Curb	24" Curb	Square to Round Transition Kit	Round Duct Size (Inches)	Concentric Grill Flush Mount	Concentric Grill Step Down
1 1/2 - 3 1/2 Ton	ACL01FB0A *	ACM01FB0A *	ACH01FB0A *	ACT01FB0A	16	AXB020CFA	AXB020CSA
	AXB020CLA **	AXB020CMA **	AXB020CHA **	AXB020CTA	16	AXB020CFA	AXB020CSA
4 - 5 Ton	ACL02FB0A *	ACM02FB0A *	ACH02FB0A *	ACT02FB0A	18	AXB030CFA	AXB030CSA
	AXB020CLA **	AXB020CMA **	AXB020CHA **	ACT22FB0A	18	AXB030CFA	AXB030CSA

ROOF CURB DIMENSIONS (AC SERIES)

Model No.	A	B	C	D	E	F	G	H	K (ACL)	K (ACM)	K (ACH)
AC(L,M,H)01FB0A	42-1/2	39-1/2	16	21-1/2	2	45-3/4	42-3/4	20	8	14	24
AC(L,M,H)02FB0A	44-3/4	41-3/4	18-7/8	20-7/8	2	45-3/4	42-3/4	22	8	14	24

ROOF CURB DIMENSIONS (AX SERIES)

Model No.	A	B	C	D	E	F	G	H	K (CLA)	K (CMA)	K (CHA)
AXB020C(L,M,H)A**	42-3/4	39-3/4	18	18	3-3/4	42-3/4	39-3/4	18	8	14	24

* Full Perimeter Curbs

** AXB curbs are not full perimeter curbs. 1-1/2 to 3-1/2 ton units have a 3 inch overhang on the control access panel end of the unit. The 4 & 5 ton units have a 3 to 4 inch overhang on the back and sides. There will be some supply air blockage, but this does not affect the performance of the unit.

ECONOMIZERS

Description	Mainline Model Number	Used on
Fully Modulating Horizontal	AHE01FB0A	1-1/2 to 3-1/2 Ton
Fully Modulating Horizontal	AHE02FB0A	4 to 5 Ton
Fully Modulating Downflow	AEM01FB0A	1-1/2 to 3-1/2 Ton
3 Position Horizontal	AHP01FB0A	1-1/2 to 3-1/2 Ton
3 Position Horizontal	AHP02FB0A	4 to 5 Ton
3 Position Downflow	AEP01FB0A	1-1/2 to 3-1/2 Ton

FRESH AIR DAMPERS

Description	Mainline Model Number	Used on
35% Manual Fresh Air Damper	AFA01FB0A	1-1/2 to 3-1/2 Ton
35% Manual Fresh Air Damper	AFA02FB0A	4 to 5 Ton
35% Motorized Fresh Air Damper	AFM01FB0A	1-1/2 to 3-1/2 Ton
35% Motorized Fresh Air Damper	AFM02FB0A	4 to 5 Ton

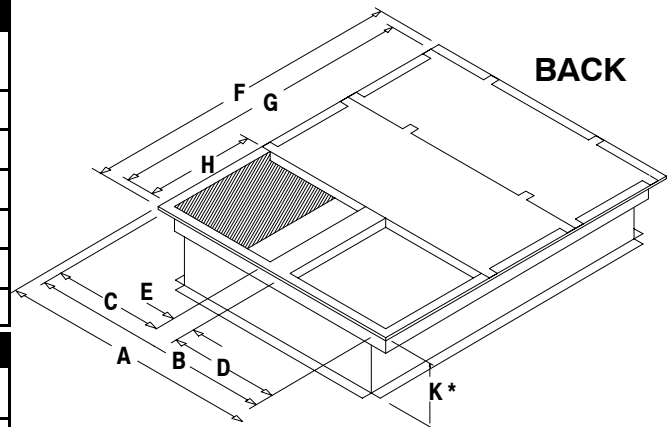
RETURN AIR FILTER KIT

Description	Mainline Model Number	Used on
Return Air Filter Kit	AKF12FB0A	ALL

Filters not included in kit, small chassis uses 12 x 25 x 1 (2 ea), large chassis uses 14 x 25 x 1 (2 ea)

HAIL GUARD

Description	Mainline Model Number	Used on
Hail Guard	AGH01FB0A	1-1/2 to 3-1/2 Ton
	AGH02FB0A	4 to 5 Ton

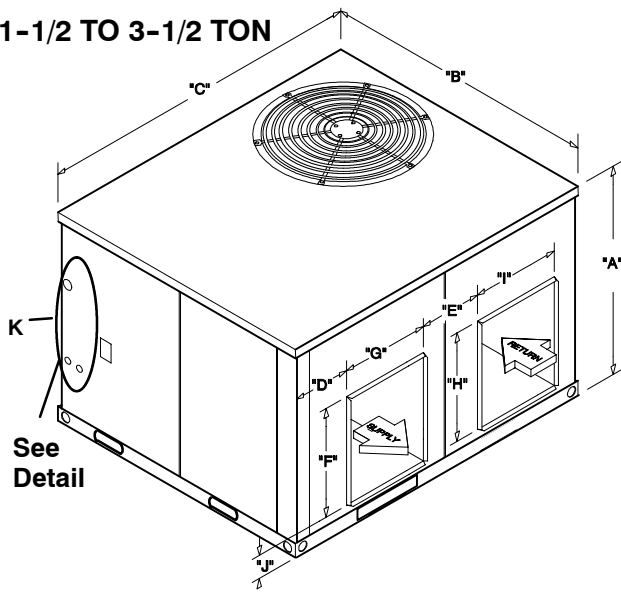


Curb Dimensions

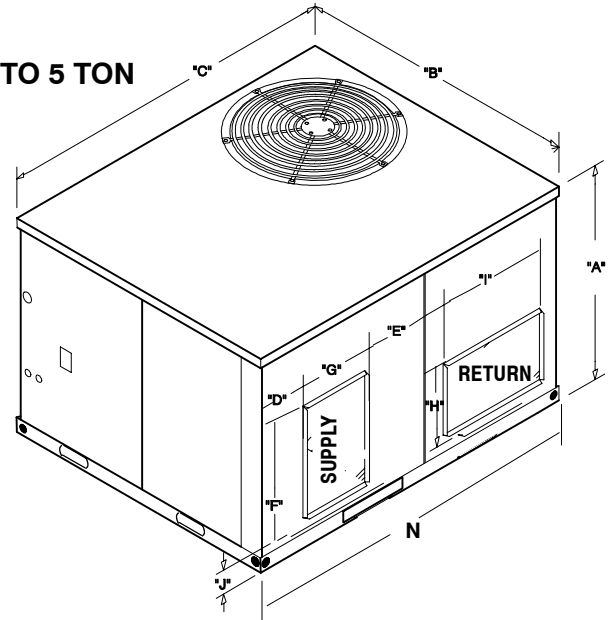
Roof Curbs available in 8", 14" and 24" Heights (K Dimensions)

UNIT DIMENSIONS

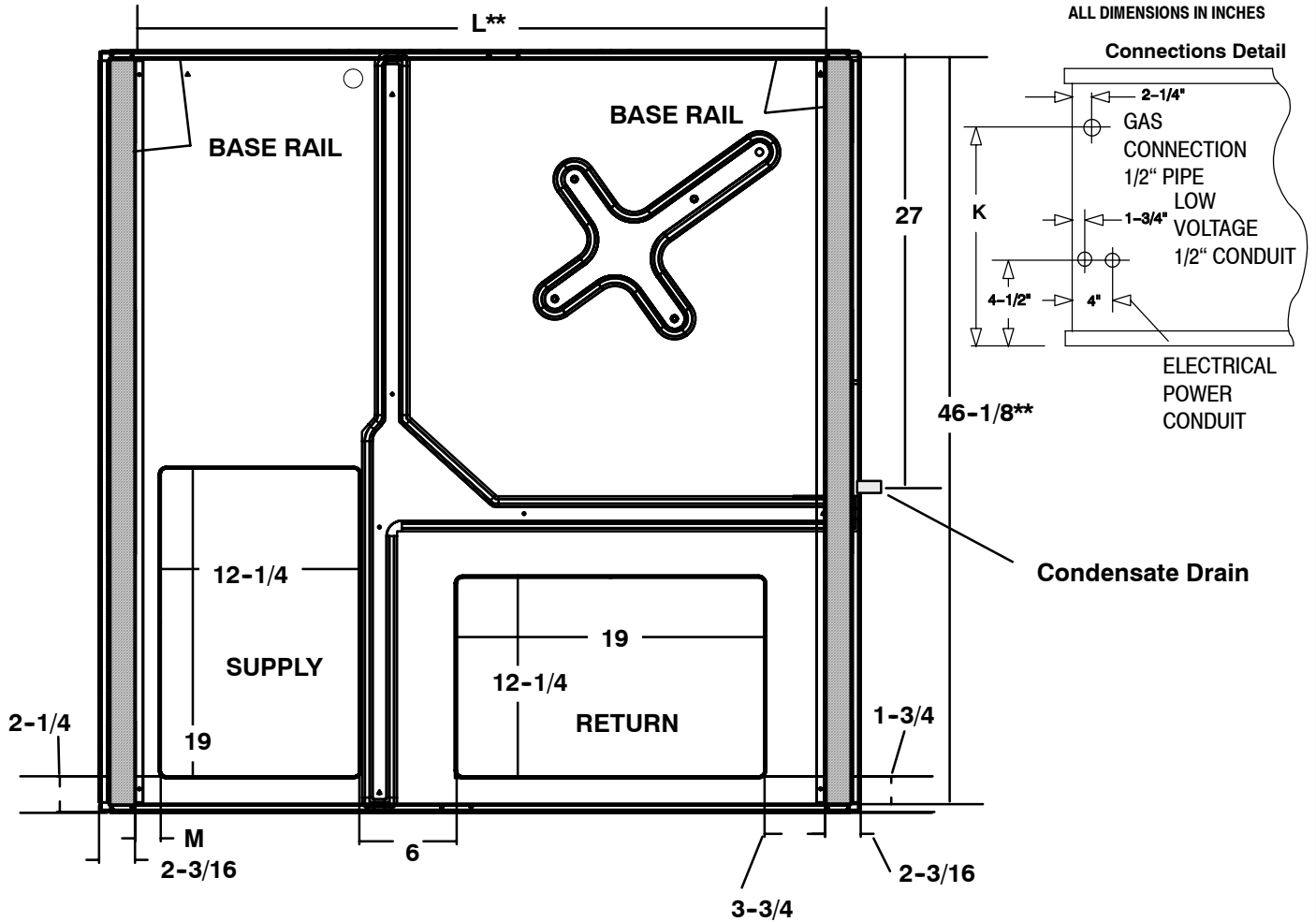
1-1/2 TO 3-1/2 TON



4 TO 5 TON



BASE PAN - CHASSIS



UNIT SIZE	A	B	C	D	E	F	G	H	I	J	K	L	M	N
1-1/2 TO 3-1/2 Ton	29-1/2	47-1/2	47-1/2	3	9-1/2	12	14	12	14	4-1/2	16	42-3/4	1-9/16	46-1/2
4 TO 5 Ton	37-1/2	47-1/2	51-1/2	7-1/2	6-1/2	19	12	12	19	4-1/2	22	46-1/4	5-3/16	49-3/4

** Measured from inside to inside on base rails.

MODEL NUMBER IDENTIFICATION GUIDE

MODEL NUMBER	P	G	F	024	K	060
P = Single Package						
GAS ELECTRIC						GAS HEAT INPUT 040 = 40,000 100 = 100,000 060 = 60,000 120 = 120,000 080 = 80,000 140 = 140,000
						ELECTRICAL CHARACTERISTICS K = 208 / 230-1-60
F = STANDARD SERIES						COOLING CAPACITY (NOMINAL BTUH) 18 = 1-1/2 Ton 24 = 2 Ton 30 = 2-1/2 Ton, 36 = 3 ton 42 = 3-1/2 Ton 48 = 4 Ton 60 = 5 Ton
C = CALIFORNIA NOx EQUIPPED MODELS						

GUIDE SPECIFICATION

CABINET

The cabinet is made of triple-coated steel, consisting of a Polyester top coat, a urethane primer coat preceded by an oxide pretreatment. One piece weather resistant top. The base rails are 16 gauge steel with fork lift slots and holes provided for lifting shackles. The unit is designed with convertible airflow for either horizontal or downflow applications with conversion accomplished by re-locating two panels. Indoor blower compartment interior cabinet surfaces are insulated with a minimum 1/2" thick, flexible glass insulation, coated on the air side. Aluminum foil faced glass fiber insulation is used in the furnace compartment.

COOLING SECTION

The unit is factory charged and operationally ready upon delivery. The unit refrigerant circuit has a high efficiency fully hermetic compressor (5 ton has scroll compressor) with internal overload protection, and copper tube / aluminum fin evaporator and condenser coils. The unit is designed for cooling operation to 40° F and will be capable of being wired for field installed economizer type accessories.

COILS

The evaporator and condenser coils are fabricated with aluminum fins mechanically bonded to copper tubing. Both coils are pressure tested prior to assembly into the unit and electronically leak tested after assembly into the unit.

CONDENSER FAN

The unit has a single direct-drive propeller-fan / motor assembly. The assembly is mounted directly to a vertical-discharge grille that is easily removed for service. Motors are 1100 RPM with sleeve or ball bearings and internal overload protection.

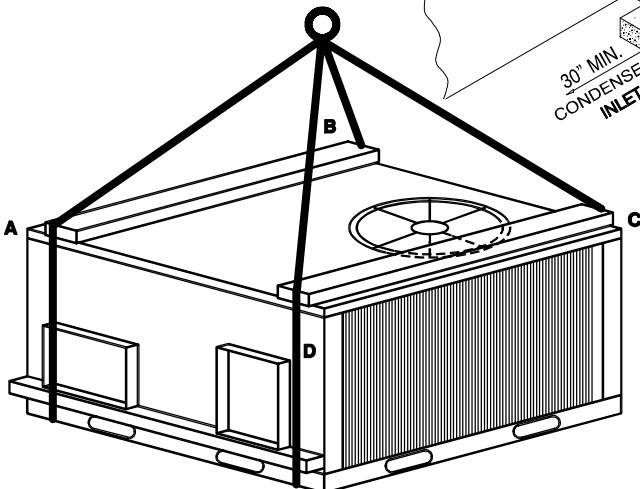
EVAPORATOR BLOWER

All units have a direct-drive evaporator blower motor as a standard. The direct-drive evaporator blower motor has sleeve bearings and internal overload protection.

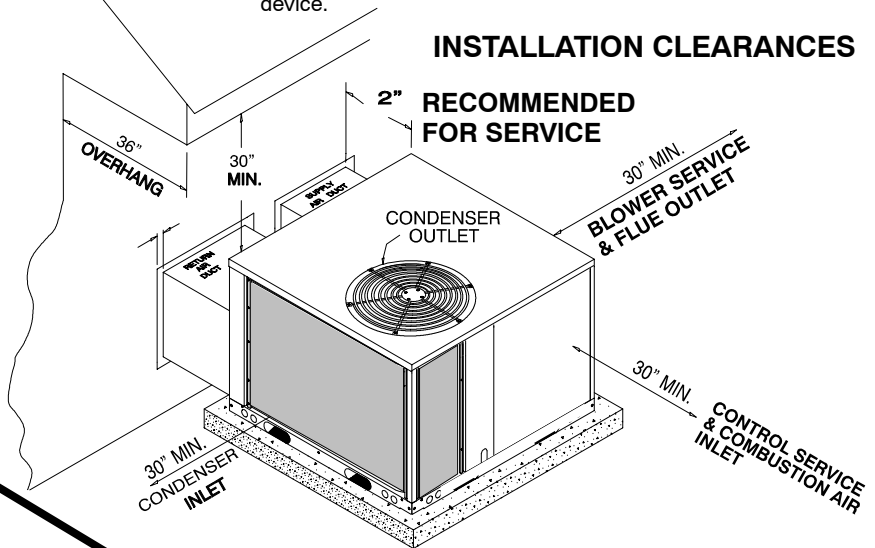
HEATING SECTION

The gas-fired heating section features an induced draft blower for combustion air. The unit has an aluminized steel serpentine clamshell heat exchanger located on the discharge air side of the blower. The system uses in-shot burners ignited by a hot surface pilot ignition system, protected by both a high heat limit switch and flame roll-out switch. The induced draft blower motor is interlocked with a proven air pressure safety device.

RIGGING DETAILS



INSTALLATION CLEARANCES



CORNER WEIGHTS (LBS)

UNIT SIZE	A	B	C	D	OPERATING WEIGHT TOTAL
1-1/2 TON	68	85	119	68	340
2 TON	68	85	119	68	340
2-1/2 TON	70	88	122	70	350
3 TON	72	90	126	72	360
3-1/2 TON	77	98	131	77	380
4 TON	98	123	171	98	490
5 TON	100	125	175	100	500