

FOR MODELS PRODUCED ON OR AFTER JUNE 1, 2015 ONLY!

NOTE: Read the entire instruction manual before starting the installation

This supplement only applies to RGS/RAS210-336 units manufactured on or after June 1, 2015. To confirm the date of manufacture of a RGS/RAS unit, locate the unit nameplate and check the second thru fifth digits of the Serial Number. If the number listed in the 2nd thru 5th digits of the Serial Number is 1523 or higher KEEP THIS DOCUMENT and use it along with the furnished Installation Instructions. The Serial Number is located directly below the unit's Model Number.

SERIAL NUMBER NOMENCLATURE

1	2	3	4	5	6	7	8	9	10
U	1	5	2	3	1	2	3	4	5


Manufacture Location		Week of Manufacture (fiscal calendar)	Sequence Number	
Year of Manufacture (15 = 2015)				

C150230

SAFETY CONSIDERATIONS


Improper installation, adjustment, alteration, service, maintenance, or use can cause explosion, fire, electrical shock or other conditions which may cause personal injury or property damage. Consult a qualified installer, service agency, or your distributor or branch for information or assistance. The qualified installer or agency must use factory-authorized kits or accessories when modifying this product. Refer to the individual instructions packaged with the kits or accessories when installing.

Follow all safety codes. Wear safety glasses and work gloves. Use quenching cloths for brazing operations and have a fire extinguisher available. Read these instructions thoroughly and follow all warnings or cautions attached to the unit. Consult local building codes and appropriate national electrical codes (in USA, ANSI/NFPA70, National Electrical Code (NEC); in Canada, CSA C22.1) for special requirements.

It is important to recognize safety information. This is the safety-alert symbol . When you see this symbol on the unit and in instructions or manuals, be alert to the potential for personal injury.

Understand the signal words DANGER, WARNING, CAUTION, and NOTE. These words are used with the safety-alert symbol. DANGER identifies the most serious hazards which **will** result in severe personal injury or death. WARNING signifies hazards which **could** result in personal injury or death. CAUTION is used to identify unsafe practices, which **may** result in minor personal injury or product and property damage. NOTE is used to highlight suggestions


which **will** result in enhanced installation, reliability, or operation.

 **CAUTION**

ELECTRICAL HAZARD

Failure to follow this caution may result in personal injury or product and property damage.

The electrical data contained in this document is only for use with RGS/RAS 210-336 units manufactured on or after June 1, 2015. Check the second thru fifth digits of the Serial Number. If the number listed in the 2nd thru 5th digits of the Serial Number is 1523 or higher keep this document.

 **WARNING**

ELECTRICAL SHOCK HAZARD

Failure to follow this warning could cause personal injury or death.

Before performing service or maintenance operations on unit, always turn off main power switch to unit and install lockout tag. Unit may have more than one power switch.

Table 1 – RGS180 – 336 Unit Wire/Fuse or HACR Breaker Sizing Data – Single Speed Indoor Fan Motor

UNIT	NOM. V-Ph-Hz	IFM TYPE	NO C.O. or UNPWR C.O.							
			NO P.E.				w/ P.E. (pwrd fr/ unit)			
			MCA	MAX FUSE or HACR BRKR	DISC. SIZE		MCA	MAX FUSE or HACR BRKR	DISC. SIZE	
					FLA	LRA			FLA	LRA
RGS180	208/230-3-60	STD	80.0/79.9	100/100	83/83	501	91.8/91.7	100/100	97/97	521
		MED	82.2	100	86	515	94.0	110	99	535
		HIGH	85.2/84.3	100/100	89/88	517	97.0/96.1	125/125	103/102	537
	460-3-60	STD	42.5	50	44	251	48.7	60	51	263
		MED	43.6	60	45	258	49.8	60	52	270
		HIGH	44.7	60	47	259	50.9	60	54	271
	575-3-60	STD	32.1	40	33	188	36.9	45	39	196
		MED	32.1	40	33	188	36.9	45	39	196
		HIGH	34.9	45	37	202	39.7	50	42	210
RGS210	208/230-3-60	STD	82.2	100	86	515	94.0	110	99	535
		MED	88.7	100	93	513	100.5	125	107	533
		HIGH-High Efficiency	88.7	100	93	513	100.5	125	107	533
	460-3-60	STD	43.6	60	45	258	49.8	60	52	270
		MED	46.9	60	49	257	53.1	60	56	269
		HIGH-High Efficiency	46.9	60	49	257	53.1	60	56	269
	575-3-60	STD	32.1	40	33	188	36.9	45	39	196
		MED	34.9	45	37	202	39.7	50	42	210
		HIGH-High Efficiency	36.9	45	39	200	41.7	50	44	208
RGS240	208/230-3-60	STD	109.2/108.3	150/150	112/111	540	121.0/120.1	150/150	125/124	560
		MED-High Efficiency	112.7	150	116	536	124.5	150	129	556
		HIGH-High Efficiency	124.1	150	129	615	135.9	175	142	635
	460-3-60	STD	48.0	60	50	272	54.2	60	57	284
		MED-High Efficiency	50.2	60	52	270	56.4	70	59	282
		HIGH-High Efficiency	55.9	70	59	310	62.1	80	66	322
	575-3-60	STD	38.6	50	40	224	43.4	50	46	232
		MED-High Efficiency	40.6	50	42	222	45.4	60	48	230
		HIGH-High Efficiency	42.5	50	45	249	47.3	60	50	257
RGS300	208/230-3-60	STD	127.8/126.9	175/175	133/132	590	139.6/138.7	175/175	147/146	610
		MED-High Efficiency	131.3	175	137	586	143.1	175	151	606
		HIGH-High Efficiency	142.7	175	150	665	154.5	200	164	685
	460-3-60	STD	51.9	60	54	302	58.1	70	61	314
		MED-High Efficiency	54.1	60	57	300	60.3	70	64	312
		HIGH-High Efficiency	59.8	70	63	340	66.0	80	70	352
	575-3-60	STD	41.1	50	43	244	45.9	60	49	252
		MED-High Efficiency	43.1	50	45	242	47.9	60	51	250
		HIGH-High Efficiency	45.0	50	47	269	49.8	60	53	277
RGS336	208/230-3-60	STD	141.5	175	148	702	153.3	200	162	722
		MED-High Efficiency	152.9	200	161	781	164.7	200	175	801
		HIGH-High Efficiency	154.8	200	163	812	166.6	200	177	832
	460-3-60	STD	66.0	80	69	354	72.2	90	76	366
		MED-High Efficiency	71.7	90	76	394	77.9	100	83	406
		HIGH-High Efficiency	72.6	90	77	409	78.8	100	84	421
	575-3-60	STD	56.0	70	59	264	60.8	80	64	272
		MED-High Efficiency	57.9	70	61	291	62.7	80	66	299
		HIGH-High Efficiency	60.8	80	64	302	65.6	80	70	310

See: Legend and Notes for Tables 1 – 4 on page 14.

Table 2 – RGS180 – 336 Unit Wire/Fuse or HACR Breaker Sizing Data – 2-Speed Indoor Fan Motor

UNIT	NOM. V-Ph-Hz	IFM TYPE	NO C.O. or UNPWR C.O.							
			NO P.E.				w/ P.E. (pwrd fr/ unit)			
			MCA	MAX FUSE or HACR BRKR	DISC. SIZE		MCA	MAX FUSE or HACR BRKR	DISC. SIZE	
					FLA	LRA			FLA	LRA
RGS180	208/230-3-60	STD	80.2/79.4	100/100	84/83	482	92.0/91.2	100/100	97/96	502
		MED	82.4/81.4	100/100	86/85	506	94.2/93.2	110/110	100/99	526
		HIGH	85.2/84.3	100/100	89/88	517	97.0/96.1	125/125	103/102	537
	460-3-60	STD	42.1	50	44	242	48.3	60	51	254
		MED	43.2	50	45	254	49.4	60	52	266
		HIGH	44.7	60	47	259	50.9	60	54	271
	575-3-60	STD	33.8	45	35	188	38.6	50	41	196
		MED	33.8	45	35	188	38.6	50	41	196
		HIGH	35.5	45	37	202	40.3	50	43	210
RGS210	208/230-3-60	STD	82.4/81.4	100/100	86/85	506	94.2/93.2	110/110	100/99	526
		MED	85.2/84.3	100/100	89/88	517	97.0/96.1	125/125	103/102	537
		HIGH	88.7	100	93	513	100.5	125	107	533
	460-3-60	STD	43.2	50	45	254	49.4	60	52	266
		MED	44.7	60	47	259	50.9	60	54	271
		HIGH	46.9	60	49	257	53.1	60	56	269
	575-3-60	STD	33.8	45	35	188	38.6	50	41	196
		MED	35.5	45	37	202	40.3	50	43	210
		HIGH	36.9	45	39	200	41.7	50	44	208
RGS240	208/230-3-60	STD	109.2/108.3	150/150	112/111	540	121.0/120.1	150/150	125/124	560
		MED	112.7	150	116	536	124.5	150	129	556
		HIGH	124.1	150	129	615	135.9	175	142	635
	460-3-60	STD	48.0	60	50	272	54.2	60	57	284
		MED	50.2	60	52	270	56.4	70	59	282
		HIGH	55.9	70	59	310	62.1	80	66	322
	575-3-60	STD	39.2	50	41	224	44.0	50	46	232
		MED	40.6	50	42	222	45.4	60	48	230
		HIGH	42.5	50	45	249	47.3	60	50	257
RGS300	208/230-3-60	STD	127.8/126.9	175/175	133/132	590	139.6/138.7	175/175	147/146	610
		MED	131.3	175	137	586	143.1	175	151	606
		HIGH	142.7	175	150	665	154.5	200	164	685
	460-3-60	STD	51.9	60	54	302	58.1	70	61	314
		MED	54.1	60	57	300	60.3	70	64	312
		HIGH	59.8	70	63	340	66.0	80	70	352
	575-3-60	STD	41.7	50	44	244	46.5	60	49	252
		MED	43.1	50	45	242	47.9	60	51	250
		HIGH	45.0	50	47	269	49.8	60	53	277
RGS336	208/230-3-60	STD	141.5	175	148	702	153.3	200	162	722
		MED	152.9	200	161	781	164.7	200	175	801
		HIGH	154.8	200	163	812	166.6	200	177	832
	460-3-60	STD	66.0	80	69	354	72.2	90	76	366
		MED	71.7	90	76	394	77.9	100	83	406
		HIGH	72.6	90	77	409	78.8	100	84	421
	575-3-60	STD	56.0	70	59	264	60.8	80	64	272
		MED	57.9	70	61	291	62.7	80	66	299
		HIGH	60.8	80	64	302	65.6	80	70	310

See: Legend and Notes for Tables 1 – 4 on page 14.

Table 3 – RAS180 – 336 Unit Wire/Fuse or HACR Breaker Sizing Data – Single Speed Indoor Fan Motor

UNIT	NO M. V-Ph-HZ	IFM TYPE	ELEC. HTR			NO C.O. or UNPWR C.O.							
			CRHEATER ***A00	Nom (kW)	FLA	NO P.E.				w/ P.E. (pwrd fr/unit)			
						MCA	MAX FUSE or HACR BRKR	DISC. SIZE		MCA	MAX FUSE or HACR BRKR	DISC. SIZE	
								FLA	LRA			FLA	LRA
RAS180	208/230-3-60	STD	NONE	-	-	80.0/79.9	100/100	83/83	501	91.8/91.7	100/100	97/97	521
			279A00	18.8/25.0	52.1/60.1	80.0/85.5	100/100	83/83	501/501	91.8/100.3	100/110	97/97	521/521
			280A00	37.6/50.0	104.2/120.3	140.8/130.7	150/150	129/148	501/501	155.5/145.4	175/175	143/161	521/521
			281A00	56.3/75.0	156.4/180.4	166.9/190.8	200/200	190/217	501/501	181.7/205.5	200/225	203/231	521/521
		MED	NONE	-	-	82.2	100	86	515	94.0	110	99	535
			279A00	18.8/25.0	52.1/60.1	82.2/88.4	100/100	86/86	515/515	94.0/103.1	110/110	99/99	535/535
			280A00	37.6/50.0	104.2/120.3	143.5/133.6	150/150	132/151	515/515	158.3/148.3	175/175	146/164	535/535
			281A00	56.3/75.0	156.4/180.4	169.7/193.7	200/225	192/220	515/515	184.4/208.4	200/225	206/233	535/535
		HIGH	NONE	-	-	85.2/84.3	100/100	89/88	517	97.0/96.1	125/125	103/102	537
			279A00	18.8/25.0	52.1/60.1	85.2/91.0	100/100	89/88	517/517	97.0/105.8	125/125	103/102	537/537
			280A00	37.6/50.0	104.2/120.3	147.3/136.2	150/150	135/153	517/517	162.0/150.9	175/175	149/167	537/537
			281A00	56.3/75.0	156.4/180.4	173.4/196.3	200/225	196/222	517/517	188.2/211.0	200/225	209/236	537/537
RAS180	460-3-60	STD	NONE	-	-	42.5	50	44	251	48.7	60	51	263
			282A00	25.0	30.1	42.9	50	44	251	50.6	60	51	263
			283A00	50.0	60.1	65.4	70	74	251	73.1	80	81	263
			284A00	75.0	90.2	95.5	100	109	251	103.2	110	116	263
		MED	NONE	-	-	43.6	60	45	258	49.8	60	52	270
			282A00	25.0	30.1	44.3	60	45	258	52.0	60	52	270
			283A00	50.0	60.1	66.7	80	75	258	74.5	80	82	270
			284A00	75.0	90.2	96.8	100	110	258	104.6	110	117	270
		HIGH	NONE	-	-	44.7	60	47	259	50.9	60	54	271
			282A00	25.0	30.1	45.6	60	47	259	53.4	60	54	271
			283A00	50.0	60.1	68.1	80	76	259	75.9	80	84	271
			284A00	75.0	90.2	98.2	100	111	259	106.0	125	118	271
RAS180	575-3-60	STD	NONE	-	-	32.1	40	33	188	36.9	45	39	196
			285A00	24.8	23.9	33.4	40	33	188	39.4	45	39	196
			286A00	49.6	47.7	63.1	70	58	188	69.1	70	64	196
			287A00	74.4	71.6	75.1	80	86	188	81.1	90	91	196
		MED	NONE	-	-	32.1	40	33	188	36.9	45	39	196
			285A00	24.8	23.9	33.4	40	33	188	39.4	45	39	196
			286A00	49.6	47.7	63.1	70	58	188	69.1	70	64	196
			287A00	74.4	71.6	75.1	80	86	188	81.1	90	91	196
		HIGH	NONE	-	-	34.9	45	37	202	39.7	50	42	210
			285A00	24.8	23.9	36.9	45	37	202	42.9	50	42	210
			286A00	49.6	47.7	66.6	70	61	202	72.6	80	67	210
			287A00	74.4	71.6	78.6	90	89	202	84.6	90	94	210

See: Legend and Notes for Tables 1 – 4 on page 14.

Table 3 – RAS180 – 336 Unit Wire/Fuse or HACR Breaker Sizing Data – Single Speed Indoor Fan Motor (cont)

UNIT	NO M. V-Ph-HZ	IFM TYPE	ELEC. HTR			NO C.O. or UNPWR C.O.							
			CRHEAT ER **A00	Nom (kW)	FLA	NO P.E.				w/ P.E. (pwrd fr/unit)			
						MCA	MAX FUSE or HACR BRKR	DISC. SIZE		MCA	MAX FUSE or HACR BRKR	DISC. SIZE	
								FLA	LRA			FLA	LRA
RAS210	208/230-3-60	STD	NONE	-	-	82.2	100	86	515	94.0	110	99	535
			279A00	18.8/25.0	52.1/60.1	82.2/88.4	100/100	86/86	515/515	94.0/103.1	110/110	99/99	535/535
			280A00	37.6/50.0	104.2/120.3	143.5/133.6	150/150	132/151	515/515	158.3/148.3	175/175	146/164	535/535
		281A00	56.3/75.0	156.4/180.4	169.7/193.7	200/225	192/220	515/515	184.4/208.4	200/225	206/233	535/535	
		MED	NONE	-	-	88.7	100	93	513	100.5	125	107	533
			279A00	18.8/25.0	52.1/60.1	88.7/96.5	100/100	93/93	513/513	101.3/111.3	125/125	107/107	533/533
			280A00	37.6/50.0	104.2/120.3	151.6/141.7	175/175	139/158	513/513	166.4/156.4	175/175	153/172	533/533
		281A00	56.3/75.0	156.4/180.4	177.8/201.8	200/225	200/227	513/513	192.5/216.5	200/250	213/241	533/533	
		HIGH High Efficiency	NONE	-	-	88.7	100	93	513	100.5	125	107	533
	279A00		18.8/25.0	52.1/60.1	88.7/96.5	100/100	93/93	513/513	101.3/111.3	125/125	107/107	533/533	
	280A00		37.6/50.0	104.2/120.3	151.6/141.7	175/175	139/158	513/513	166.4/156.4	175/175	153/172	533/533	
	281A00	56.3/75.0	156.4/180.4	177.8/201.8	200/225	200/227	513/513	192.5/216.5	200/250	213/241	533/533		
RAS210	460-3-60	STD	NONE	-	-	43.6	60	45	258	49.8	60	52	270
			282A00	25.0	30.1	44.3	60	45	258	52.0	60	52	270
			283A00	50.0	60.1	66.7	80	75	258	74.5	80	82	270
			284A00	75.0	90.2	96.8	100	110	258	104.6	110	117	270
		MED	NONE	-	-	46.9	60	49	257	53.1	60	56	269
			282A00	25.0	30.1	48.4	60	49	257	56.1	60	56	269
			283A00	50.0	60.1	70.9	80	79	257	78.6	80	86	269
			284A00	75.0	90.2	101.0	110	114	257	108.7	125	121	269
		HIGH-High Efficiency	NONE	-	-	46.9	60	49	257	53.1	60	56	269
	282A00		25.0	30.1	48.4	60	49	257	56.1	60	56	269	
	283A00		50.0	60.1	70.9	80	79	257	78.6	80	86	269	
	284A00		75.0	90.2	101.0	110	114	257	108.7	125	121	269	
RAS210	575-3-60	STD	NONE	-	-	32.1	40	33	188	36.9	45	39	196
			285A00	24.8	23.9	33.4	40	33	188	39.4	45	39	196
			286A00	49.6	47.7	63.1	70	58	188	69.1	70	64	196
			287A00	74.4	71.6	75.1	80	86	188	81.1	90	91	196
		MED	NONE	-	-	34.9	45	37	202	39.7	50	42	210
			285A00	24.8	23.9	36.9	45	37	202	42.9	50	42	210
			286A00	49.6	47.7	66.6	70	61	202	72.6	80	67	210
			287A00	74.4	71.6	78.6	90	89	202	84.6	90	94	210
		HIGH-High Efficiency	NONE	-	-	36.9	45	39	200	41.7	50	44	208
	285A00		24.8	23.9	39.4	45	39	200	45.4	50	44	208	
	286A00		49.6	47.7	69.1	70	64	200	75.1	80	69	208	
	287A00		74.4	71.6	81.1	90	91	200	87.1	90	97	208	

See: Legend and Notes for Tables 1 – 4 on page 14.

Table 3 – RAS180 – 336 Unit Wire/Fuse or HACR Breaker Sizing Data – Single Speed Indoor Fan Motor (cont)

UNIT	NO M. V-Ph-HZ	IFM TYPE	ELEC. HTR			NO C.O. or UNPWR C.O.							
			CRHEATER ***A00	Nom (kW)	FLA	NO P.E.				w/ P.E. (pwrdr fr/unit)			
						MCA	MAX FUSE or HACR BRKR	DISC. SIZE		MCA	MAX FUSE or HACR BRKR	DISC. SIZE	
								FLA	LRA			FLA	LRA
RAS240	208/230-3-60	STD	NONE	-	-	109.2/108.3	150/150	112/111	540	121.0/120.1	150/150	125/124	560
			279A00	18.8/25.0	52.1/60.1	109.2/108.3	150/150	112/111	540/540	121.0/120.1	150/150	125/124	560/560
			280A00	37.6/50.0	104.2/120.3	147.3/136.2	150/150	135/153	540/540	162.0/150.9	175/175	149/167	560/560
			281A00	56.3/75.0	156.4/180.4	173.4/196.3	200/225	196/222	540/540	188.2/211.0	200/225	209/236	560/560
		MED-High Efficiency	NONE	-	-	112.7	150	116	536	124.5	150	129	556
			279A00	18.8/25.0	52.1/60.1	112.7/112.7	150/150	116/116	536/536	124.5/124.5	150/150	129/129	556/556
	280A00	37.6/50.0	104.2/120.3	151.6/141.7	175/175	139/158	536/536	166.4/156.4	175/175	153/172	556/556		
		281A00	56.3/75.0	156.4/180.4	177.8/201.8	200/225	200/227	536/536	192.5/216.5	200/250	213/241	556/556	
	HIGH-High Efficiency	NONE	-	-	124.1	150	129	615	135.9	175	142	635	
		279A00	18.8/25.0	52.1/60.1	124.1/124.1	150/150	129/129	615/615	135.9/135.9	175/175	142/142	635/635	
		280A00	37.6/50.0	104.2/120.3	165.9/155.9	175/175	153/171	615/615	180.6/170.7	200/175	166/185	635/635	
		281A00	56.3/75.0	156.4/180.4	192.0/216.0	200/250	213/240	615/615	206.8/230.8	225/250	226/254	635/635	
STD		NONE	-	-	48.0	60	50	272	54.2	60	57	284	
		282A00	25.0	30.1	48.0	60	50	272	54.2	60	57	284	
283A00	50.0	60.1	68.1	80	76	272	75.9	80	84	284			
	284A00	75.0	90.2	98.2	100	111	272	106.0	125	118	284		
MED-High Efficiency	NONE	-	-	50.2	60	52	270	56.4	70	59	282		
	282A00	25.0	30.1	50.2	60	52	270	56.4	70	59	282		
	283A00	50.0	60.1	70.9	80	79	270	78.6	80	86	282		
	284A00	75.0	90.2	101.0	110	114	270	108.7	125	121	282		
HIGH-High Efficiency	NONE	-	-	55.9	70	59	310	62.1	80	66	322		
	282A00	25.0	30.1	55.9	70	59	310	63.3	80	66	322		
	283A00	50.0	60.1	78.0	90	86	310	85.7	90	93	322		
	284A00	75.0	90.2	108.1	125	120	310	115.8	125	127	322		
575-3-60	STD	NONE	-	-	38.6	50	40	224	43.4	50	46	232	
		285A00	24.8	23.9	38.6	50	40	224	43.4	50	46	232	
		286A00	49.6	47.7	66.6	70	61	224	72.6	80	67	232	
		287A00	74.4	71.6	78.6	90	89	224	84.6	90	94	232	
	MED-High Efficiency	NONE	-	-	40.6	50	42	222	45.4	60	48	230	
		285A00	24.8	23.9	40.6	50	42	222	45.4	60	48	230	
		286A00	49.6	47.7	69.1	70	64	222	75.1	80	69	230	
		287A00	74.4	71.6	81.1	90	91	222	87.1	90	97	230	
	HIGH-High Efficiency	NONE	-	-	42.5	50	45	249	47.3	60	50	257	
		285A00	24.8	23.9	42.5	50	45	249	47.8	60	50	257	
		286A00	49.6	47.7	71.5	80	66	249	77.5	80	71	257	
		287A00	74.4	71.6	83.5	90	93	249	89.5	100	99	257	

See: Legend and Notes for Tables 1 – 4 on page 14.

Table 3 – RAS180 – 336 Unit Wire/Fuse or HACR Breaker Sizing Data – Single Speed Indoor Fan Motor (cont)

UNIT	NO M. V-Ph-HZ	IFM TYPE	ELEC. HTR			NO C.O. or UNPWR C.O.							
			CRHEAT ER **A00	Nom (kW)	FLA	NO P.E.				w/ P.E. (pwrd fr/unit)			
						MCA	MAX FUSE or HACR BRKR	DISC. SIZE		MCA	MAX FUSE or HACR BRKR	DISC. SIZE	
								FLA	LRA			FLA	LRA
RAS300	208/230-3-60	STD	NONE	-	-	127.8/126.9	175/175	133/132	590	139.6/138.7	175/175	147/146	610
			279A00	18.8/25.0	52.1/60.1	127.8/126.9	175/175	133/132	590/590	139.6/138.7	175/175	147/146	610/610
			280A00	37.6/50.0	104.2/120.3	147.3/136.2	175/175	135/153	590/590	162.0/150.9	175/175	149/167	610/610
			281A00	56.3/75.0	156.4/180.4	173.4/196.3	200/225	196/222	590/590	188.2/211.0	200/225	209/236	610/610
		MED-High Efficiency	NONE	-	-	131.3	175	137	586	143.1	175	151	606
			279A00	18.8/25.0	52.1/60.1	131.3/131.3	175/175	137/137	586/586	143.1/143.1	175/175	151/151	606/606
			280A00	37.6/50.0	104.2/120.3	151.6/141.7	175/175	139/158	586/586	166.4/156.4	175/175	153/172	606/606
			281A00	56.3/75.0	156.4/180.4	177.8/201.8	200/225	200/227	586/586	192.5/216.5	200/250	213/241	606/606
		HIGH-High Efficiency	NONE	-	-	142.7	175	150	665	154.5	200	164	685
			279A00	18.8/25.0	52.1/60.1	142.7/142.7	175/175	150/150	665/665	154.5/154.5	200/200	164/164	685/685
			280A00	37.6/50.0	104.2/120.3	165.9/155.9	175/175	153/171	665/665	180.6/170.7	200/200	166/185	685/685
			281A00	56.3/75.0	156.4/180.4	192.0/216.0	200/250	213/240	665/665	206.8/230.8	225/250	226/254	685/685
RAS300	460-3-60	STD	NONE	-	-	51.9	60	54	302	58.1	70	61	314
			282A00	25.0	30.1	51.9	60	54	302	58.1	70	61	314
			283A00	50.0	60.1	68.1	80	76	302	75.9	80	84	314
			284A00	75.0	90.2	98.2	100	111	302	106.0	125	118	314
		MED-High Efficiency	NONE	-	-	54.1	60	57	300	60.3	70	64	312
			282A00	25.0	30.1	54.1	60	57	300	60.3	70	64	312
			283A00	50.0	60.1	70.9	80	79	300	78.6	80	86	312
			284A00	75.0	90.2	101.0	110	114	300	108.7	125	121	312
		HIGH-High Efficiency	NONE	-	-	59.8	70	63	340	66.0	80	70	352
			282A00	25.0	30.1	59.8	70	63	340	66.0	80	70	352
			283A00	50.0	60.1	78.0	90	86	340	85.7	90	93	352
			284A00	75.0	90.2	108.1	125	120	340	115.8	125	127	352
RAS300	575-3-60	STD	NONE	-	-	41.1	50	43	244	45.9	60	49	252
			285A00	24.8	23.9	41.1	50	43	244	45.9	60	49	252
			286A00	49.6	47.7	66.6	70	61	244	72.6	80	67	252
			287A00	74.4	71.6	78.6	90	89	244	84.6	90	94	252
		MED-High Efficiency	NONE	-	-	43.1	50	45	242	47.9	60	51	250
			285A00	24.8	23.9	43.1	50	45	242	47.9	60	51	250
			286A00	49.6	47.7	69.1	70	64	242	75.1	80	69	250
			287A00	74.4	71.6	81.1	90	91	242	87.1	90	97	250
		HIGH-High Efficiency	NONE	-	-	45.0	50	47	269	49.8	60	53	277
			285A00	24.8	23.9	45.0	50	47	269	49.8	60	53	277
			286A00	49.6	47.7	71.5	80	66	269	77.5	80	71	277
			287A00	74.4	71.6	83.5	90	93	269	89.5	100	99	277

See: Legend and Notes for Tables 1 – 4 on page 14.

Table 3 – RAS180 – 336 Unit Wire/Fuse or HACR Breaker Sizing Data – Single Speed Indoor Fan Motor (cont)

UNIT	NO M. V-Ph-HZ	IFM TYPE	ELEC. HTR			NO C.O. or UNPWR C.O.							
			CRHEATER **A00	Nom (kW)	FLA	NO P.E.				w/ P.E. (pwrd fr/unit)			
						MCA	MAX FUSE or HACR BRKR	DISC. SIZE		MCA	MAX FUSE or HACR BRKR	DISC. SIZE	
								FLA	LRA			FLA	LRA
RAS336	208/230-3-60	STD	NONE	-	-	141.5	175	148	702	153.3	200	162	722
			279A00	18.8/25.0	52.1/60.1	141.5/141.5	175/175	148/148	702/702	153.3/153.3	200/200	162/162	722/722
			280A00	37.6/50.0	104.2/120.3	151.6/141.7	175/175	148/158	702/702	166.4/156.4	200/200	162/172	722/722
			281A00	56.3/75.0	156.4/180.4	177.8/201.8	200/225	200/227	702/702	192.5/216.5	200/250	213/241	722/722
		MED-High Efficiency	NONE	-	-	152.9	200	161	781	164.7	200	175	801
			279A00	18.8/25.0	52.1/60.1	152.9/152.9	200/200	161/161	781/781	164.7/164.7	200/200	175/175	801/801
			280A00	37.6/50.0	104.2/120.3	165.9/155.9	200/200	161/171	781/781	180.6/170.7	200/200	175/185	801/801
		281A00	56.3/75.0	156.4/180.4	192.0/216.0	200/250	213/240	781/781	206.8/230.8	225/250	226/254	801/801	
			HIGH-High Efficiency	NONE	-	-	154.8	200	163	812	166.6	200	177
	279A00			18.8/25.0	52.1/60.1	154.8/154.8	200/200	163/163	812/812	166.6/166.6	200/200	177/177	832/832
	280A00	37.6/50.0		104.2/120.3	168.3/158.3	200/200	163/173	812/812	183.0/173.1	200/200	177/187	832/832	
	281A00	56.3/75.0	156.4/180.4	194.4/218.4	225/250	215/242	812/812	209.2/233.2	225/250	228/256	832/832		
RAS336	460-3-60	STD	NONE	-	-	66.0	80	69	354	72.2	90	76	366
			282A00	25.0	30.1	66.0	80	69	354	72.2	90	76	366
			283A00	50.0	60.1	70.9	80	79	354	78.6	90	86	366
			284A00	75.0	90.2	101.0	110	114	354	108.7	125	121	366
		MED-High Efficiency	NONE	-	-	71.7	90	76	394	77.9	100	83	406
			282A00	25.0	30.1	71.7	90	76	394	77.9	100	83	406
			283A00	50.0	60.1	78.0	90	86	394	85.7	100	93	406
		284A00	75.0	90.2	108.1	125	120	394	115.8	125	127	406	
		HIGH-High Efficiency	NONE	-	-	72.6	90	77	409	78.8	100	84	421
	282A00		25.0	30.1	72.6	90	77	409	78.8	100	84	421	
	283A00		50.0	60.1	79.1	90	87	409	86.9	100	94	421	
	284A00	75.0	90.2	109.2	125	121	409	117.0	125	128	421		
RAS336	575-3-60	STD	NONE	-	-	56.0	70	59	264	60.8	80	64	272
			285A00	24.8	23.9	56.0	70	59	264	60.8	80	64	272
			286A00	49.6	47.7	69.1	70	64	264	75.1	80	69	272
			287A00	74.4	71.6	81.1	90	91	264	87.1	90	97	272
		MED-High Efficiency	NONE	-	-	57.9	70	61	291	62.7	80	66	299
			285A00	24.8	23.9	57.9	70	61	291	62.7	80	66	299
			286A00	49.6	47.7	71.5	80	66	291	77.5	80	71	299
		287A00	74.4	71.6	83.5	90	93	291	89.5	100	99	299	
		HIGH-High Efficiency	NONE	-	-	60.8	80	64	302	65.6	80	70	310
	285A00		24.8	23.9	60.8	80	64	302	65.6	80	70	310	
	286A00		49.6	47.7	75.1	80	69	302	81.1	90	75	310	
	287A00	74.4	71.6	87.1	100	97	302	93.1	100	102	310		

See: Legend and Notes for Tables 1 – 4 on page 14.

Table 4 – RAS180 – 336 Unit Wire/Fuse or HACR Breaker Sizing Data – 2-Speed Indoor Fan Motor

UNIT	NO M. V-Ph-HZ	IFM TYPE	ELEC. HTR			NO C.O. or UNPWR C.O.							
			CRHEAT ER **A00	Nom (kW)	FLA	NO P.E.				w/ P.E. (pwrd fr/unit)			
						MCA	MAX FUSE or HACR BRKR	DISC. SIZE		MCA	MAX FUSE or HACR BRKR	DISC. SIZE	
								FLA	LRA			FLA	LRA
RAS180	208/230-3-60	STD	NONE	-	-	80.2/79.4	100/100	84/83	482	92.0/91.2	100/100	97/96	502
			279A00	18.8/25.0	52.1/60.1	80.2/84.9	100/100	84/83	482/482	92.0/99.6	100/100	97/96	502/502
			280A00	37.6/50.0	104.2/120.3	141.0/130.1	150/150	130/147	482/482	155.8/144.8	175/150	143/161	502/502
			281A00	56.3/75.0	156.4/180.4	167.2/190.2	200/200	190/216	482/482	181.9/204.9	200/225	203/230	502/502
		MED	NONE	-	-	82.4/81.4	100/100	86/85	506	94.2/93.2	110/110	100/99	526
			279A00	18.8/25.0	52.1/60.1	82.4/87.4	100/100	86/85	506/506	94.2/102.1	110/110	100/99	526/526
			280A00	37.6/50.0	104.2/120.3	143.8/132.6	150/150	132/150	506/506	158.5/147.3	175/175	146/163	526/526
			281A00	56.3/75.0	156.4/180.4	169.9/192.7	200/225	192/219	506/506	184.7/207.4	200/225	206/232	526/526
		HIGH	NONE	-	-	85.2/84.3	100/100	89/88	517	97.0/96.1	125/125	103/102	537
			279A00	18.8/25.0	52.1/60.1	85.2/91.0	100/100	89/88	517/517	97.0/105.8	125/125	103/102	537/537
			280A00	37.6/50.0	104.2/120.3	147.3/136.2	150/150	135/153	517/517	162.0/150.9	175/175	149/167	537/537
			281A00	56.3/75.0	156.4/180.4	173.4/196.3	200/225	196/222	517/517	188.2/211.0	200/225	209/236	537/537
	460-3-60	STD	NONE	-	-	42.1	50	44	242	48.3	60	51	254
			282A00	25.0	30.1	42.4	50	44	242	50.1	60	51	254
			283A00	50.0	60.1	64.9	70	73	242	72.6	80	81	254
			284A00	75.0	90.2	95.0	100	108	242	102.7	110	115	254
		MED	NONE	-	-	43.2	50	45	254	49.4	60	52	266
			282A00	25.0	30.1	43.8	50	45	254	51.5	60	52	266
			283A00	50.0	60.1	66.2	80	75	254	74.0	80	82	266
			284A00	75.0	90.2	96.3	100	109	254	104.1	110	116	266
		HIGH	NONE	-	-	44.7	60	47	259	50.9	60	54	271
			282A00	25.0	30.1	45.6	60	47	259	53.4	60	54	271
			283A00	50.0	60.1	68.1	80	76	259	75.9	80	84	271
			284A00	75.0	90.2	98.2	100	111	259	106.0	125	118	271
575-3-60	STD	NONE	-	-	33.8	45	35	188	38.6	50	41	196	
		285A00	24.8	23.9	35.5	45	35	188	41.5	50	41	196	
		286A00	49.6	47.7	65.3	70	60	188	71.3	80	66	196	
		287A00	74.4	71.6	77.2	90	88	188	83.2	90	93	196	
	MED	NONE	-	-	33.8	45	35	188	38.6	50	41	196	
		285A00	24.8	23.9	35.5	45	35	188	41.5	50	41	196	
		286A00	49.6	47.7	65.3	70	60	188	71.3	80	66	196	
		287A00	74.4	71.6	77.2	90	88	188	83.2	90	93	196	
	HIGH	NONE	-	-	35.5	45	37	202	40.3	50	43	210	
		285A00	24.8	23.9	37.6	45	37	202	43.6	50	43	210	
		286A00	49.6	47.7	67.4	70	62	202	73.4	80	68	210	
		287A00	74.4	71.6	79.4	90	89	202	85.4	90	95	210	

See: Legend and Notes for Tables 1 – 4 on page 14.

Table 4 – RAS180 – 336 Unit Wire/Fuse or HACR Breaker Sizing Data – 2–Speed Indoor Fan Motor (cont)

UNIT	NO M. V–PH–HZ	IFM TYPE	ELEC. HTR			NO C.O. or UNPWR C.O.							
			CRHEAT ER **A00	Nom (kW)	FLA	NO P.E.				w/ P.E. (pwrd fr/unit)			
						MCA	MAX FUSE or HACR BRKR	DISC. SIZE		MCA	MAX FUSE or HACR BRKR	DISC. SIZE	
								FLA	LRA			FLA	LRA
RAS210	208/230–3–60	STD	NONE	–	–	82.4/81.4	100/100	86/85	506	94.2/93.2	110/110	100/99	526
			279A00	18.8/25.0	52.1/60.1	82.4/87.4	100/100	86/85	506/506	94.2/102.1	110/110	100/99	526/526
			280A00	37.6/50.0	104.2/120.3	143.8/132.6	150/150	132/150	506/506	158.5/147.3	175/175	146/163	526/526
			281A00	56.3/75.0	156.4/180.4	169.9/192.7	200/225	192/219	506/506	184.7/207.4	200/225	206/232	526/526
		MED	NONE	–	–	85.2/84.3	100/100	89/88	517	97.0/96.1	125/125	103/102	537
			279A00	18.8/25.0	52.1/60.1	85.2/91.0	100/100	89/88	517/517	97.0/105.8	125/125	103/102	537/537
			280A00	37.6/50.0	104.2/120.3	147.3/136.2	150/150	135/153	517/517	162.0/150.9	175/175	149/167	537/537
			281A00	56.3/75.0	156.4/180.4	173.4/196.3	200/225	196/222	517/517	188.2/211.0	200/225	209/236	537/537
		HIGH	NONE	–	–	88.7	100	93	513	100.5	125	107	533
			279A00	18.8/25.0	52.1/60.1	88.7/96.5	100/100	93/93	513/513	101.3/111.3	125/125	107/107	533/533
			280A00	37.6/50.0	104.2/120.3	151.6/141.7	175/175	139/158	513/513	166.4/156.4	175/175	153/172	533/533
			281A00	56.3/75.0	156.4/180.4	177.8/201.8	200/225	200/227	513/513	192.5/216.5	200/250	213/241	533/533
	460–3–60	STD	NONE	–	–	43.2	50	45	254	49.4	60	52	266
			282A00	25.0	30.1	43.8	50	45	254	51.5	60	52	266
			283A00	50.0	60.1	66.2	80	75	254	74.0	80	82	266
			284A00	75.0	90.2	96.3	100	109	254	104.1	110	116	266
		MED	NONE	–	–	44.7	60	47	259	50.9	60	54	271
			282A00	25.0	30.1	45.6	60	47	259	53.4	60	54	271
			283A00	50.0	60.1	68.1	80	76	259	75.9	80	84	271
			284A00	75.0	90.2	98.2	100	111	259	106.0	125	118	271
		HIGH	NONE	–	–	46.9	60	49	257	53.1	60	56	269
			282A00	25.0	30.1	48.4	60	49	257	56.1	60	56	269
			283A00	50.0	60.1	70.9	80	79	257	78.6	80	86	269
			284A00	75.0	90.2	101.0	110	114	257	108.7	125	121	269
575–3–60	STD	NONE	–	–	33.8	45	35	188	38.6	50	41	196	
		285A00	24.8	23.9	35.5	45	35	188	41.5	50	41	196	
		286A00	49.6	47.7	65.3	70	60	188	71.3	80	66	196	
		287A00	74.4	71.6	77.2	90	88	188	83.2	90	93	196	
	MED	NONE	–	–	35.5	45	37	202	40.3	50	43	210	
		285A00	24.8	23.9	37.6	45	37	202	43.6	50	43	210	
		286A00	49.6	47.7	67.4	70	62	202	73.4	80	68	210	
		287A00	74.4	71.6	79.4	90	89	202	85.4	90	95	210	
	HIGH	NONE	–	–	36.9	45	39	200	41.7	50	44	208	
		285A00	24.8	23.9	39.4	45	39	200	45.4	50	44	208	
		286A00	49.6	47.7	69.1	70	64	200	75.1	80	69	208	
		287A00	74.4	71.6	81.1	90	91	200	87.1	90	97	208	

See: Legend and Notes for Tables 1 – 4 on page 14.

Table 4 – RAS180 – 336 Unit Wire/Fuse or HACR Breaker Sizing Data – 2–Speed Indoor Fan Motor (cont)

UNIT	NO M. V–PH–HZ	IFM TYPE	ELEC. HTR			NO C.O. or UNPWR C.O.									
			CRHEAT ER **A00	Nom (kW)	FLA	NO P.E.				w/ P.E. (pwrd fr/unit)					
						MCA	MAX FUSE or HACR BRKR	DISC. SIZE		MCA	MAX FUSE or HACR BRKR	DISC. SIZE			
								FLA	LRA			FLA	LRA		
RAS240	208/230–3–60	STD	NONE	–	–	109.2/108.3	150/150	112/111	540	121.0/120.1	150/150	125/124	560		
			279A00	18.8/25.0	52.1/60.1	109.2/108.3	150/150	112/111	540/540	121.0/120.1	150/150	125/124	560/560		
			280A00	37.6/50.0	104.2/120.3	147.3/136.2	150/150	135/153	540/540	162.0/150.9	175/175	149/167	560/560		
			281A00	56.3/75.0	156.4/180.4	173.4/196.3	200/225	196/222	540/540	188.2/211.0	200/225	209/236	560/560		
		MED	NONE	–	–	112.7	150	116	536	124.5	150	129	556		
			279A00	18.8/25.0	52.1/60.1	112.7/112.7	150/150	116/116	536/536	124.5/124.5	150/150	129/129	556/556		
			280A00	37.6/50.0	104.2/120.3	151.6/141.7	175/175	139/158	536/536	166.4/156.4	175/175	153/172	556/556		
		HIGH	281A00	56.3/75.0	156.4/180.4	177.8/201.8	200/225	200/227	536/536	192.5/216.5	200/250	213/241	556/556		
			NONE	–	–	124.1	150	129	615	135.9	175	142	635		
	279A00		18.8/25.0	52.1/60.1	124.1/124.1	150/150	129/129	615/615	135.9/135.9	175/175	142/142	635/635			
	RAS240	460–3–60	STD	NONE	–	–	48.0	60	50	272	54.2	60	57	284	
				282A00	25.0	30.1	48.0	60	50	272	54.2	60	57	284	
				283A00	50.0	60.1	68.1	80	76	272	75.9	80	84	284	
				284A00	75.0	90.2	98.2	100	111	272	106.0	125	118	284	
			MED	NONE	–	–	50.2	60	52	270	56.4	70	59	282	
				282A00	25.0	30.1	50.2	60	52	270	56.4	70	59	282	
				283A00	50.0	60.1	70.9	80	79	270	78.6	80	86	282	
			HIGH	284A00	75.0	90.2	101.0	110	114	270	108.7	125	121	282	
				NONE	–	–	55.9	70	59	310	62.1	80	66	322	
		282A00		25.0	30.1	55.9	70	59	310	63.3	80	66	322		
		RAS240	575–3–60	STD	NONE	–	–	39.2	50	41	224	44.0	50	46	232
					285A00	24.8	23.9	39.2	50	41	224	44.0	50	46	232
					286A00	49.6	47.7	67.4	70	62	224	73.4	80	68	232
					287A00	74.4	71.6	79.4	90	89	224	85.4	90	95	232
MED				NONE	–	–	40.6	50	42	222	45.4	60	48	230	
				285A00	24.8	23.9	40.6	50	42	222	45.4	60	48	230	
				286A00	49.6	47.7	69.1	70	64	222	75.1	80	69	230	
HIGH				287A00	74.4	71.6	81.1	90	91	222	87.1	90	97	230	
				NONE	–	–	42.5	50	45	249	47.3	60	50	257	
			285A00	24.8	23.9	42.5	50	45	249	47.8	60	50	257		
HIGH			286A00	49.6	47.7	71.5	80	66	249	77.5	80	71	257		
			287A00	74.4	71.6	83.5	90	93	249	89.5	100	99	257		

See: Legend and Notes for Tables 1 – 4 on page 14.

Table 4 – RAS180 – 336 Unit Wire/Fuse or HACR Breaker Sizing Data – 2–Speed Indoor Fan Motor (cont)

UNIT	NO M. V–PH–HZ	IFM TYPE	ELEC. HTR			NO C.O. or UNPWR C.O.							
			CRHEAT ER **A00	Nom (kW)	FLA	NO P.E.				w/ P.E. (pwrd fr/unit)			
						MCA	MAX FUSE or HACR BRKR	DISC. SIZE		MCA	MAX FUSE or HACR BRKR	DISC. SIZE	
								FLA	LRA			FLA	LRA
RAS300	208/230–3–60	STD	NONE	–	–	127.8/126.9	175/175	133/132	590	139.6/138.7	175/175	147/146	610
			279A00	18.8/25.0	52.1/60.1	127.8/126.9	175/175	133/132	590/590	139.6/138.7	175/175	147/146	610/610
			280A00	37.6/50.0	104.2/120.3	147.3/136.2	175/175	135/153	590/590	162.0/150.9	175/175	149/167	610/610
			281A00	56.3/75.0	156.4/180.4	173.4/196.3	200/225	196/222	590/590	188.2/211.0	200/225	209/236	610/610
		MED	NONE	–	–	131.3	175	137	586	143.1	175	151	606
			279A00	18.8/25.0	52.1/60.1	131.3/131.3	175/175	137/137	586/586	143.1/143.1	175/175	151/151	606/606
			280A00	37.6/50.0	104.2/120.3	151.6/141.7	175/175	139/158	586/586	166.4/156.4	175/175	153/172	606/606
		281A00	56.3/75.0	156.4/180.4	177.8/201.8	200/225	200/227	586/586	192.5/216.5	200/250	213/241	606/606	
			HIGH	NONE	–	–	142.7	175	150	665	154.5	200	164
	279A00			18.8/25.0	52.1/60.1	142.7/142.7	175/175	150/150	665/665	154.5/154.5	200/200	164/164	685/685
	280A00	37.6/50.0		104.2/120.3	165.9/155.9	175/175	153/171	665/665	180.6/170.7	200/200	166/185	685/685	
	281A00	56.3/75.0	156.4/180.4	192.0/216.0	200/250	213/240	665/665	206.8/230.8	225/250	226/254	685/685		
	460–3–60	STD	NONE	–	–	51.9	60	54	302	58.1	70	61	314
			282A00	25.0	30.1	51.9	60	54	302	58.1	70	61	314
			283A00	50.0	60.1	68.1	80	76	302	75.9	80	84	314
			284A00	75.0	90.2	98.2	100	111	302	106.0	125	118	314
		MED	NONE	–	–	54.1	60	57	300	60.3	70	64	312
			282A00	25.0	30.1	54.1	60	57	300	60.3	70	64	312
			283A00	50.0	60.1	70.9	80	79	300	78.6	80	86	312
		284A00	75.0	90.2	101.0	110	114	300	108.7	125	121	312	
		HIGH	NONE	–	–	59.8	70	63	340	66.0	80	70	352
	282A00		25.0	30.1	59.8	70	63	340	66.0	80	70	352	
	283A00		50.0	60.1	78.0	90	86	340	85.7	90	93	352	
	284A00	75.0	90.2	108.1	125	120	340	115.8	125	127	352		
575–3–60	STD	NONE	–	–	41.7	50	44	244	46.5	60	49	252	
		285A00	24.8	23.9	41.7	50	44	244	46.5	60	49	252	
		286A00	49.6	47.7	67.4	70	62	244	73.4	80	68	252	
		287A00	74.4	71.6	79.4	90	89	244	85.4	90	95	252	
	MED	NONE	–	–	43.1	50	45	242	47.9	60	51	250	
		285A00	24.8	23.9	43.1	50	45	242	47.9	60	51	250	
		286A00	49.6	47.7	69.1	70	64	242	75.1	80	69	250	
	287A00	74.4	71.6	81.1	90	91	242	87.1	90	97	250		
	HIGH	NONE	–	–	45.0	50	47	269	49.8	60	53	277	
		285A00	24.8	23.9	45.0	50	47	269	49.8	60	53	277	
		286A00	49.6	47.7	71.5	80	66	269	77.5	80	71	277	
		287A00	74.4	71.6	83.5	90	93	269	89.5	100	99	277	

See: Legend and Notes for Tables 1 – 4 on page 14.

Table 4 – RAS180 – 336 Unit Wire/Fuse or HACR Breaker Sizing Data – 2-Speed Indoor Fan Motor (cont)

UNIT	NO M. V-Ph-HZ	IFM TYPE	ELEC. HTR			NO C.O. or UNPWR C.O.							
			CRHEAT ER **A00	Nom (kW)	FLA	NO P.E.				w/ P.E. (pwrd fr/unit)			
						MCA	MAX FUSE or HACR BRKR	DISC. SIZE		MCA	MAX FUSE or HACR BRKR	DISC. SIZE	
								FLA	LRA			FLA	LRA
RAS336	208/230-3-60	STD	NONE	-	-	141.5	175	148	702	153.3	200	162	722
			279A00	18.8/25.0	52.1/60.1	141.5/141.5	175/175	148/148	702/702	153.3/153.3	200/200	162/162	722/722
			280A00	37.6/50.0	104.2/120.3	151.6/141.7	175/175	148/158	702/702	166.4/156.4	200/200	162/172	722/722
			281A00	56.3/75.0	156.4/180.4	177.8/201.8	200/225	200/227	702/702	192.5/216.5	200/250	213/241	722/722
		MED	NONE	-	-	152.9	200	161	781	164.7	200	175	801
			279A00	18.8/25.0	52.1/60.1	152.9/152.9	200/200	161/161	781/781	164.7/164.7	200/200	175/175	801/801
			280A00	37.6/50.0	104.2/120.3	165.9/155.9	200/200	161/171	781/781	180.6/170.7	200/200	175/185	801/801
			281A00	56.3/75.0	156.4/180.4	192.0/216.0	200/250	213/240	781/781	206.8/230.8	225/250	226/254	801/801
		HIGH	NONE	-	-	154.8	200	163	812	166.6	200	177	832
	279A00		18.8/25.0	52.1/60.1	154.8/154.8	200/200	163/163	812/812	166.6/166.6	200/200	177/177	832/832	
	280A00		37.6/50.0	104.2/120.3	168.3/158.3	200/200	163/173	812/812	183.0/173.1	200/200	177/187	832/832	
	281A00		56.3/75.0	156.4/180.4	194.4/218.4	225/250	215/242	812/812	209.2/233.2	225/250	228/256	832/832	
	460-3-60	STD	NONE	-	-	66.0	80	69	354	72.2	90	76	366
			282A00	25.0	30.1	66.0	80	69	354	72.2	90	76	366
			283A00	50.0	60.1	70.9	80	79	354	78.6	90	86	366
			284A00	75.0	90.2	101.0	110	114	354	108.7	125	121	366
		MED	NONE	-	-	71.7	90	76	394	77.9	100	83	406
			282A00	25.0	30.1	71.7	90	76	394	77.9	100	83	406
			283A00	50.0	60.1	78.0	90	86	394	85.7	100	93	406
			284A00	75.0	90.2	108.1	125	120	394	115.8	125	127	406
		HIGH	NONE	-	-	72.6	90	77	409	78.8	100	84	421
			282A00	25.0	30.1	72.6	90	77	409	78.8	100	84	421
			283A00	50.0	60.1	79.1	90	87	409	86.9	100	94	421
			284A00	75.0	90.2	109.2	125	121	409	117.0	125	128	421
575-3-60	STD	NONE	-	-	56.0	70	59	264	60.8	80	64	272	
		285A00	24.8	23.9	56.0	70	59	264	60.8	80	64	272	
		286A00	49.6	47.7	69.1	70	64	264	75.1	80	69	272	
		287A00	74.4	71.6	81.1	90	91	264	87.1	90	97	272	
	MED	NONE	-	-	57.9	70	61	291	62.7	80	66	299	
		285A00	24.8	23.9	57.9	70	61	291	62.7	80	66	299	
		286A00	49.6	47.7	71.5	80	66	291	77.5	80	71	299	
		287A00	74.4	71.6	83.5	90	93	291	89.5	100	99	299	
	HIGH	NONE	-	-	60.8	80	64	302	65.6	80	70	310	
		285A00	24.8	23.9	60.8	80	64	302	65.6	80	70	310	
		286A00	49.6	47.7	75.1	80	69	302	81.1	90	75	310	
		287A00	74.4	71.6	87.1	100	97	302	93.1	100	102	310	

See: Legend and Notes for Tables 1 – 4 on page 14.

Legend and Notes for Tables 1 – 4

LEGEND:

BRKR	-	Circuit breaker
CO	-	Convenience outlet
DISC	-	Disconnect
FLA	-	Full load amps
IFM	-	Indoor fan motor
LRA	-	Locked rotor amps
MCA	-	Minimum circuit amps
MOCP	-	MAX FUSE or HACR Breaker
PE	-	Power exhaust
UNPWR CO	-	Unpowered convenient outlet

NOTES:

1. In compliance with NEC requirements for multimotor and combination load equipment (refer to NEC Articles 430 and 440), the overcurrent protective device for the unit shall be fuse or HACR breaker. Canadian units may be fuse or circuit breaker.

2. Unbalanced 3-Phase Supply Voltage

Never operate a motor where a phase imbalance in supply voltage is greater than 2%. Use the following formula to determine the percentage of voltage imbalance.

$$\% \text{ Voltage Imbalance} = 100 \times \frac{\text{max voltage deviation from average voltage}}{\text{average voltage}}$$

Example: Supply voltage is 230-3-60



AB = 224 v
BC = 231 v
AC = 226 v

$$\begin{aligned} \text{Average Voltage} &= \frac{(224 + 231 + 226)}{3} = \frac{681}{3} \\ &= 227 \end{aligned}$$

Determine maximum deviation from average voltage.

(AB) 227 – 224 = 3 v

(BC) 231 – 227 = 4 v

(AC) 227 – 226 = 1 v

Maximum deviation is 4 v.

Determine percent of voltage imbalance.

$$\begin{aligned} \% \text{ Voltage Imbalance} &= 100 \times \frac{4}{227} \\ &= 1.76\% \end{aligned}$$

This amount of phase imbalance is satisfactory as it is below the maximum allowable 2%.

IMPORTANT: If the supply voltage phase imbalance is more than 2%, contact your local electric utility company immediately.