



# Container Refrigeration



## PARTS LIST MANUAL

For

**PrimeLINE with ML5 Controller**

69NT40-571-200 to 299

69NT40-571-500 to 599

R1234yf-ready Container Units

T-380PL





# PARTS LIST MANUAL

## **PrimeLINE with ML5 Controller**

69NT40-571-200 to 299

69NT40-571-500 to 599

R1234yf-ready Container Units





# TABLE OF CONTENTS

PARAGRAPH NUMBER		PAGE
1.1	Introduction	1
1.2	Configuration Identification	1
1.3	Ordering Instructions	1
1.4	Letter Designations	1
1.5	Quick Parts Reference	2
1.6	Refrigeration Unit Component Sections	4
2	Panel Assembly, Upper Air Exchange Panel	6
3	Panel Assembly, Standard Evaporator Panel	8
4	Controlled Atmosphere, EverFRESH	10
5	Controlled Atmosphere, Nitrogen Feed	12
6	Compressor Assembly	13
7	Compressor Tubing, Standard Units	14
7	Compressor Tubing, EDGE Units 571-5xx	16
8	Condenser Fan and Motor	20
9	Condenser Assembly	22
10	Evaporator Fan and Motor	25
11	Evaporator Tubing and Coil	26
12	Heaters	28
13	Humidity Kit	29
14	Frame Kit	30
15	Frame Assembly	32
16	Controller Module, Electronics, Tools	36
17	Controller Kit	38
18	Control Box Door Kit	40
19	Control Box Prep Kit	42
20	Control Box Assembly	43
21	Panel Kit for Start/Stop (ST) Switch	44
22	Remote Monitoring Unit (RMU) Kit	46
23	USDA	48
24	Interrogator Connector Front	49
25	Auto Transformer Module with Circuit Breaker	50
26	Controller Battery Kit	52
27	Wiring Kit	53
28	Wire Harness, Low Voltage	56
29	Wire Harness, High Voltage	58
30	Cable Assembly - Power Cable and Plug	60
31	Cable Kit	62
32	Cable Restraint Components	63
33	Handle Kit	64
34	Labels and Decals	66
35	Back Panel Assembly	70
36	Vacuum Relief Valve	72
37	R1234yf Conversion Components	74



# Section 1

## Introduction

### 1.1 Introduction

The Carrier Transicold PrimeLINE units are of lightweight aluminum frame construction, designed to be bolted onto the container front to serve as the container's front wall. Forklift pockets are provided for installation and removal.

PrimeLINE units are self-contained, all electric units, which include cooling and heating systems to provide precise temperature control. The units are supplied with a complete charge of refrigerant and compressor lubricating oil, and are ready for operation upon installation.

The base unit operates on nominal 380/460 volt, 3-phase, 50/60 hertz (Hz) power. An optional autotransformer may be fitted to allow operation on nominal 190/230, 3-phase, 50/60 Hz power. Control system power is provided by a transformer which steps the supply power down to 18 and 24 volts, single phase.

PrimeLINE unit models covered in this manual are:

- PrimeLINE standard units, models 69NT40-571-2xx
- PrimeLINE EDGE units, models 69NT40-571-5xx

### 1.2 Configuration Identification

Unit identification information is provided on a plate located on the back wall of the condenser section. The plate provides the unit model number, the unit serial number and the unit parts identification number (PID). The model number identifies the overall unit configuration, while the PID number provides information on specific optional equipment, factory provisioned to allow for field installation of optional equipment and differences in detailed parts.

### 1.3 Ordering Instructions

All orders and inquiries for parts must include: Parts Identification Number (PID), Model Number, Unit Serial Number, Part Number, Description of part as shown on list and quantity required.

For parts ordering and inquiries, go to the Contact Us page on the Carrier Container website:

<https://www.carrier.com/container-refrigeration/en/worldwide/locator/contact-us/>

### 1.4 Letter Designations

The following letter designations are used to classify parts throughout this list:

A/R = As Required

N/A = Not Available

NS = Not Shown in illustration

NSS = Not Sold Separately - order next higher assembly or kit

PID = Parts Identification Number - essential to identify unit configuration.

PL = Purchase Locally

SST = Stainless Steel - 300 Series unless otherwise specified.

SV = Suffix SV - added to part number designates service replacement part.

## 1.5 Quick Parts Reference

Part Number	Description
12-00495-02SV	Ambient Temperature Sensor (AMBS)
66-U---1--7842-12	Circuit Breaker (CB1)
18-10178-22	Compressor
18-10179-24	Compressor; EDGE Units 571-5xx
12-00653-00	Compressor Discharge Temperature Sensor (CPDS)
81-04237-20	Condenser Coil Assembly, MCHE
81-66659-20	Condenser Coil Assembly, MCHE; EDGE Units 571-5xx
54-00655-22	Condenser Fan Motor, Single Speed
54-00739-20	Condenser Fan Motor, Dual Speed; EDGE units 571-5xx
38-00620-01	Condenser Fan Assembly
12-55016	Controller, ML5
79-66081-21	Controller Battery, Battery Pack and Bracket Standard
07-00614-00	Controller Battery, Smart Battery Charger
12-00495-02SV	Defrost Temperature Sensor (DTS)
14-00361-16	Digital Loader Valve (DLV) Body; EDGE Units 571-5xx
14-00361-01	Digital Loader Valve (DLV) Coil; EDGE Units 571-5xx
14-00361-16	Digital Unloader Valve (DUV) Body
14-00361-01	Digital Unloader Valve (DUV) Coil
14-00361-02	Digital Unloader Valve (DUV) Coil; EDGE Units 571-5xx
40-00583-16	Discharge / High Side Service Valve
12-00352-00	Discharge Pressure Transducer (DPT)
12-00433-09RP	Display Module
79-66776-00	Economizer Heat Exchanger Assembly
14-00232-33	Economizer Expansion Valve (EXV)
14-01090-20	Economizer Solenoid Valve (ESV) Body
14-01091-10	Economizer Solenoid Valve (ESV) Coil
14-00393-02SV	Electronic Expansion Valve (EEV) Body
14-00393-10	Electronic Expansion Valve (EEV) Coil
74-66674-00	Evaporator Coil
24-00006-20	Evaporator Coil Heater, 750W
38-00626-00	Evaporator Fan
54-00648-20	Evaporator Fan Motor (EM1, EM2)
76-66683-00	Evaporator Stator and Stator Ring
12-00500-01SV	Evaporator Temperature Sensor (ETS1 / ETS2)
76-00816-00	Evaporator Pressure Transducer (EPT)
14-00464-20	Filter Drier
07-00294-00	Gauge Set, Manifold - Fahrenheit / PSI

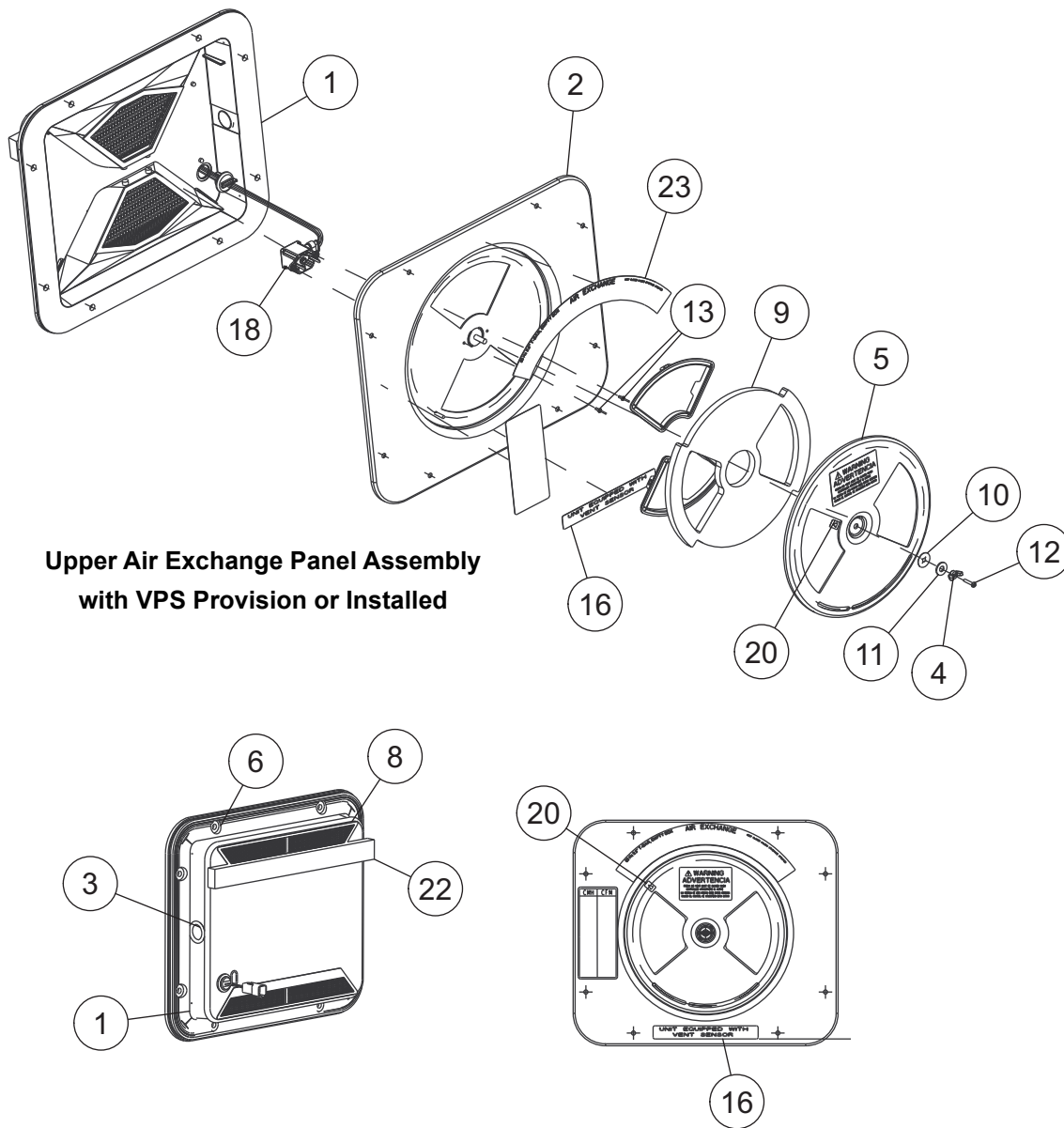
<b>Part Number</b>	<b>Description</b>
07-00294-05	Gauge Set, Manifold - Centigrade / KPa
76-66705-00	Heat Termination Thermostat (HTT)
12-00309-08	High Pressure Switch (HPS)
76-00675-04	Humidity Sensor (HS) Assembly Kit, Includes 76-66694-00
76-66694-00	Humidity Sensor (HS) Kit, Sensor and Bracket only
79-66669-05	Key Pad Assembly
14-00222-05	King Valve / Liquid Line Service Valve
79-01697-06SV	Panel Assembly, Standard Evaporator Panel
79-66779-00	Panel Assembly, Upper Air Exchange, VPS Installed
22-50401-00	Power Cable Assembly 460V, 11 Gauge with Power Plug
22-66651-00	Power Cable 460V, 11 Gauge, 4x4
22-66654-00	Power Cable 460V, 10 Gauge, 5x5
22-02378-00PK10	Power Plug, 10 Pack
22-66736-00PK10	Power Plug, Rotating, 10 Pack
74-00325-00	R1234yf Conversion Kit - Includes:
76-66708-01	Receiver Assembly, Aluminum with Bracket
76-66708-01	Receiver Assembly, Aluminum
14-00468-22	Sightglass
14-00469-22	Indicator, Sightglass
12-00500-01SV	Return Temperature Sensor (RTS) / Return Recorder Sensor (RRS)
76-66649-00	Suction / Low Side Service Valve
76-00816-00	Suction Pressure Transducer (SPT)
12-00395-01SV	Supply Temperature Sensor (STS) / Supply Recorder Sensor (SRS)
10-01129-07SV	Toggle Switch Start / Stop (ST)
10-00332-21SV	Transformer, Control
10-00439-03	Transformer, Current Sensing
76-00670-01	Transformer, Auto Transformer Option with Circuit Breaker
74-66663-00	Tube Assembly, F-Tube EPT / SPT
12-50089-02PK4	USDA Sensor, 4 Pack
07-00176-11	Vacuum Pump, Dual Voltage/Dual Frequency
79-66778-00	Vent Position Sensor (VPS)
76-66698-00	Water Cooled Condenser (WCC)

## 1.6 Refrigeration Unit Component Sections

Section	Description
<b>Air Exchange and Atmosphere</b>	
<b>Section 2</b>	Panel Assembly, Upper Air Exchange Panel, Left Side
<b>Section 3</b>	Panel Assembly, Standard Evaporator Panel, Right Side
<b>Section 4</b>	Controlled Atmosphere, EverFRESH®
<b>Section 5</b>	Controlled Atmosphere, Nitrogen Feed
<b>Compressor Section</b>	
<b>Section 6</b>	Compressor Assembly
<b>Section 7</b>	Compressor Tubing
<b>Condenser Section</b>	
<b>Section 8</b>	Condenser Fan and Motor
<b>Section 9</b>	Condenser Assembly (Condenser, Receiver, Economizer Heat Exchanger)
<b>Evaporator Section</b>	
<b>Section 10</b>	Evaporator Fan and Motor
<b>Section 11</b>	Evaporator Tubing and Coil
<b>Section 12</b>	Heater
<b>Section 13</b>	Humidity
<b>Frame</b>	
<b>Section 14</b>	Frame Kit
<b>Section 15</b>	Frame Assembly
<b>Controls and Electronics</b>	
<b>Section 16</b>	Controller Module, Related Electronics, Tools
<b>Section 17</b>	Controller Kit
<b>Section 18</b>	Control Box Door Kit
<b>Section 19</b>	Control Box Prep Kit
<b>Section 20</b>	Control Box Assembly
<b>Section 21</b>	Panel Kit for Start/Stop (ST) Switch
<b>Section 22</b>	Remote Monitoring Unit (RMU)
<b>Section 23</b>	USDA Section
<b>Section 24</b>	Interrogator Connector Front
<b>Section 25</b>	Autotransformer
<b>Electrical and Cables</b>	
<b>Section 26</b>	Controller Battery
<b>Section 27</b>	Wiring Kit
<b>Section 28</b>	Wire Harness, Low Voltage
<b>Section 29</b>	Wire Harness, High Voltage

<b>Section</b>	<b>Description</b>
<b>Section 30</b>	Cable Assembly - Power Cable and Plug
<b>Section 31</b>	Cable Kit
<b>Section 32</b>	Cable Restraint
<b>Convenience Features</b>	
<b>Section 33</b>	Handle Kit
<b>Section 34</b>	Labels and Decals
<b>Section 35</b>	Back Panel Assembly
<b>Section 36</b>	Vacuum Relief Valve
<b>R1234yf Conversion</b>	
<b>Section 37</b>	R1234yf Conversion Components

## 2 Panel Assembly, Upper Air Exchange Panel



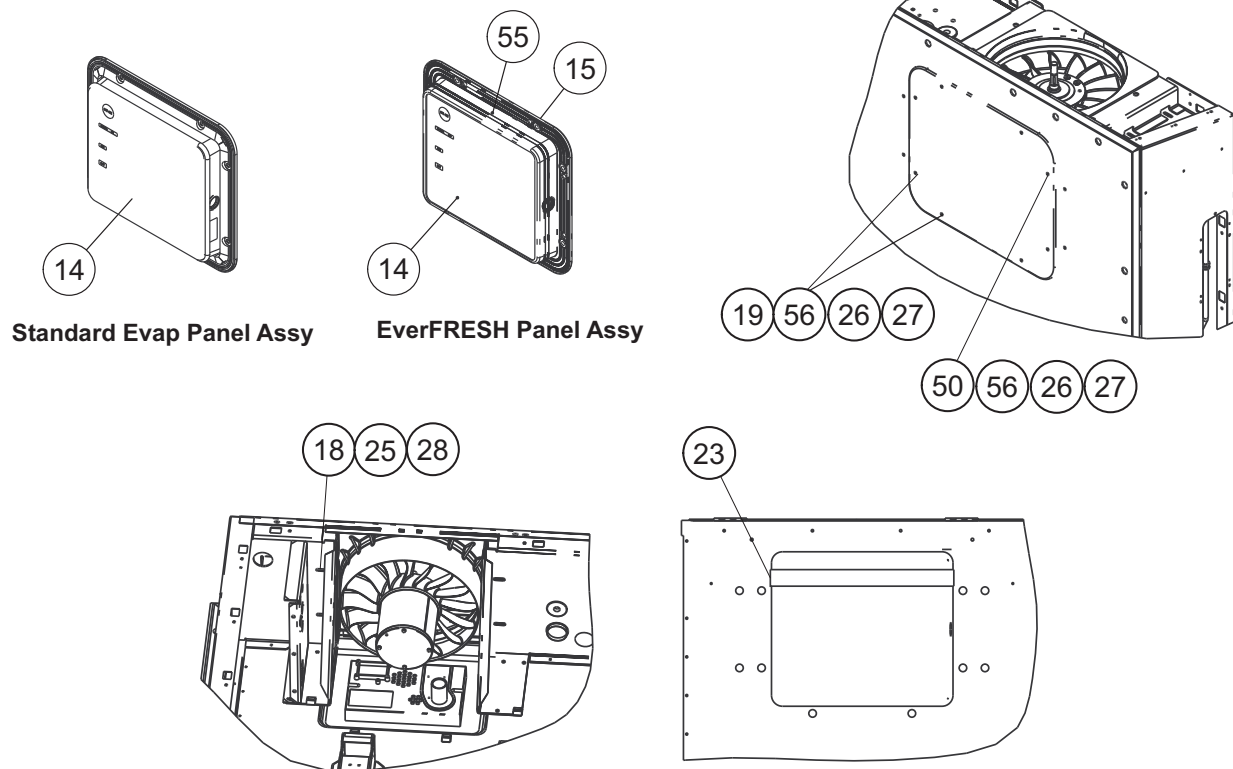
Item	Part Number	Description	Qty
	79-66779-00	Panel Assembly, Upper Air Exchange, VPS Installed - Includes:	1
1	79-66771-01	Access Panel Assembly	NSS
2	68-12940-05	Cover	1
3	66-U---1--5562-2	Plug, Button	1
4	66-U---1--5362-2	Nut, Wing	1
5	68-12933-07	Disc	1
6	42-00296-01	Gasket	1
8	42-00327-00	Gasket	1
9	42-00407-00	Gasket	1
10	34-06053-19	Washer, Retaining	1



## 2 Panel Assembly, Upper Air Exchange Panel

11	66-U---1--5321-13	Washer, Plain	1
12	34-06185-01	Screw, Mach Pnhd	1
13	34-00928-20	Rivet, Blind	2
16	62-10930-00	Label	1
18	79-66778-00	Vent Position Sensor (VPS) Kit - Includes:	1
	12-00847-00	VPS Sensor	1
	58-66699-00	Plate	1
20	66CH---1--1002-33	Label	1
22	66-U---1--2552-185	Gasket	1
23	62-02723-15	Label	1

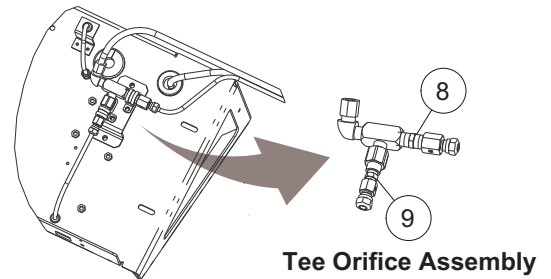
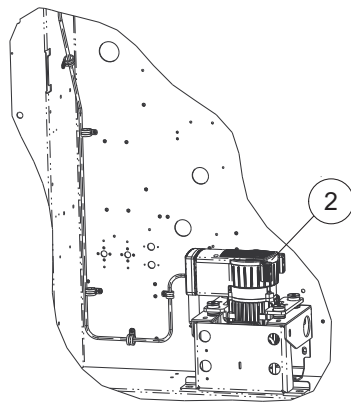
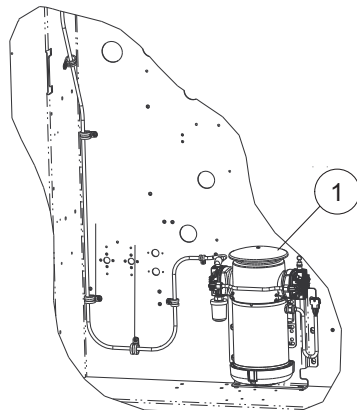
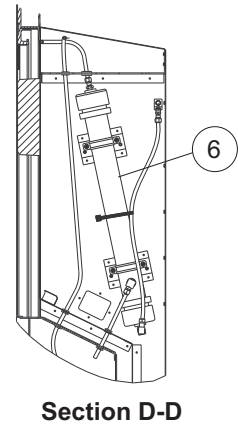
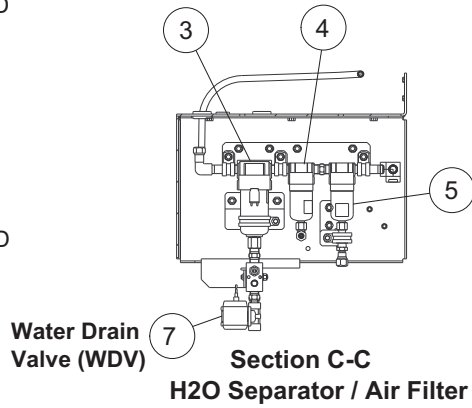
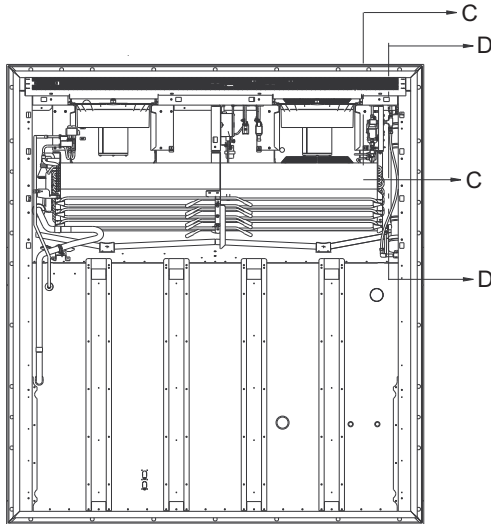
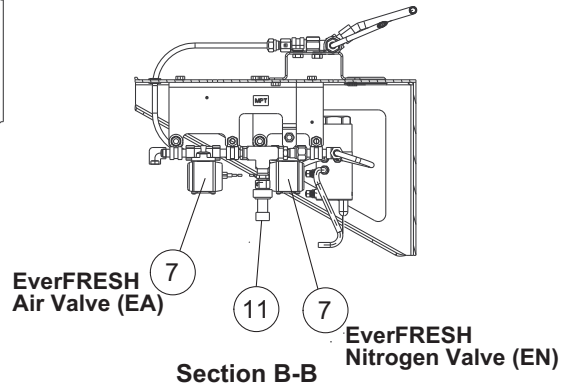
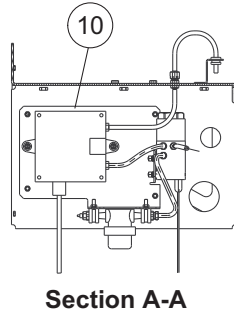
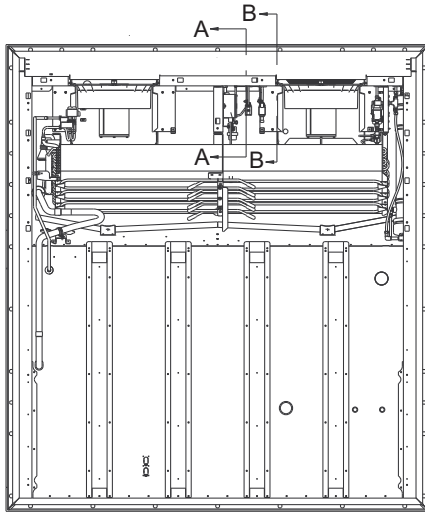
### 3 Panel Assembly, Standard Evaporator Panel



Item	Part Number	Description	Qty
<b>Standard Evaporator Panel, no EverFRESH</b>			
14	79-01697-06SV	Panel Assembly, Standard Evaporator Panel	1
19	34-66627-00	Screw, Cap Hxhd	2
26	34-06053-18	Washer, Retaining	8
27	34-06212-17	Washer, Plain	8
50	34-66644-00	Screw, Cap Hxhd	6
<b>Standard Evaporator Assembly, EverFRESH</b>			
14	79-01697-06SV	Standard Evaporator Panel Assembly	1
15	68-11989-00	Cover, Top	1
18	34-00655-08	Screw, Cap Hxhd	4
19	34-66627-00	Screw, Cap Hxhd	2
23	66-U---1--2552-185	Gasket	1
25	34-00663-11	Washer, Lock	4
28	69NT--35--2692-1	Washer, Fender	4
50	34-66644-00	Screw, Cap Hxhd	6
55	42-00838-00	Gasket	1
56	34-66682-00	Washer	8



# 4 Controlled Atmosphere, EverFRESH



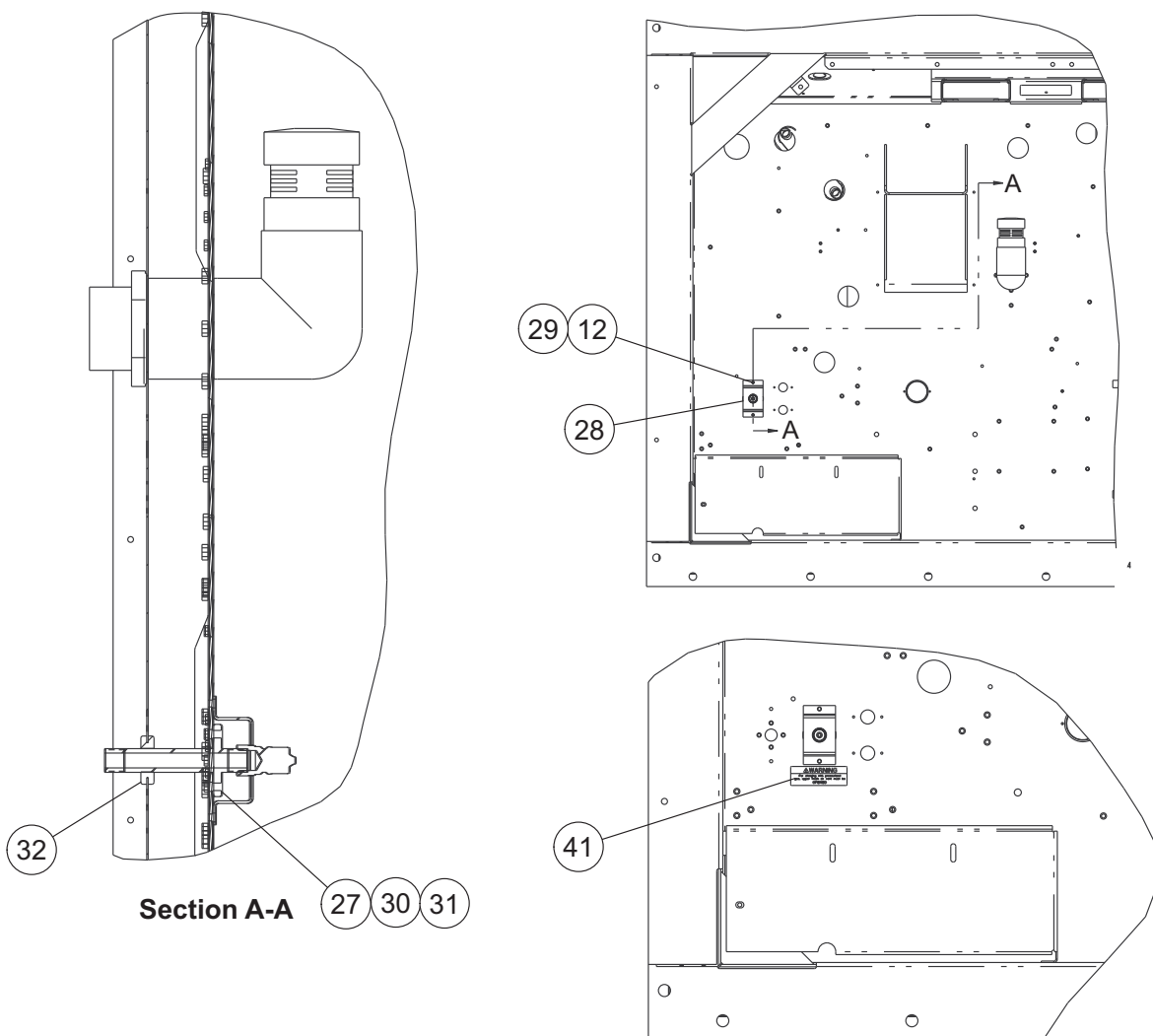
## 4 Controlled Atmosphere, EverFRESH

The major components of the EverFRESH controlled atmosphere option are listed below.

For a complete list of EverFRESH parts, refer to the T-374 EverFRESH manual which is available on the ContainerLINK app or the Container Refrigeration Literature website.

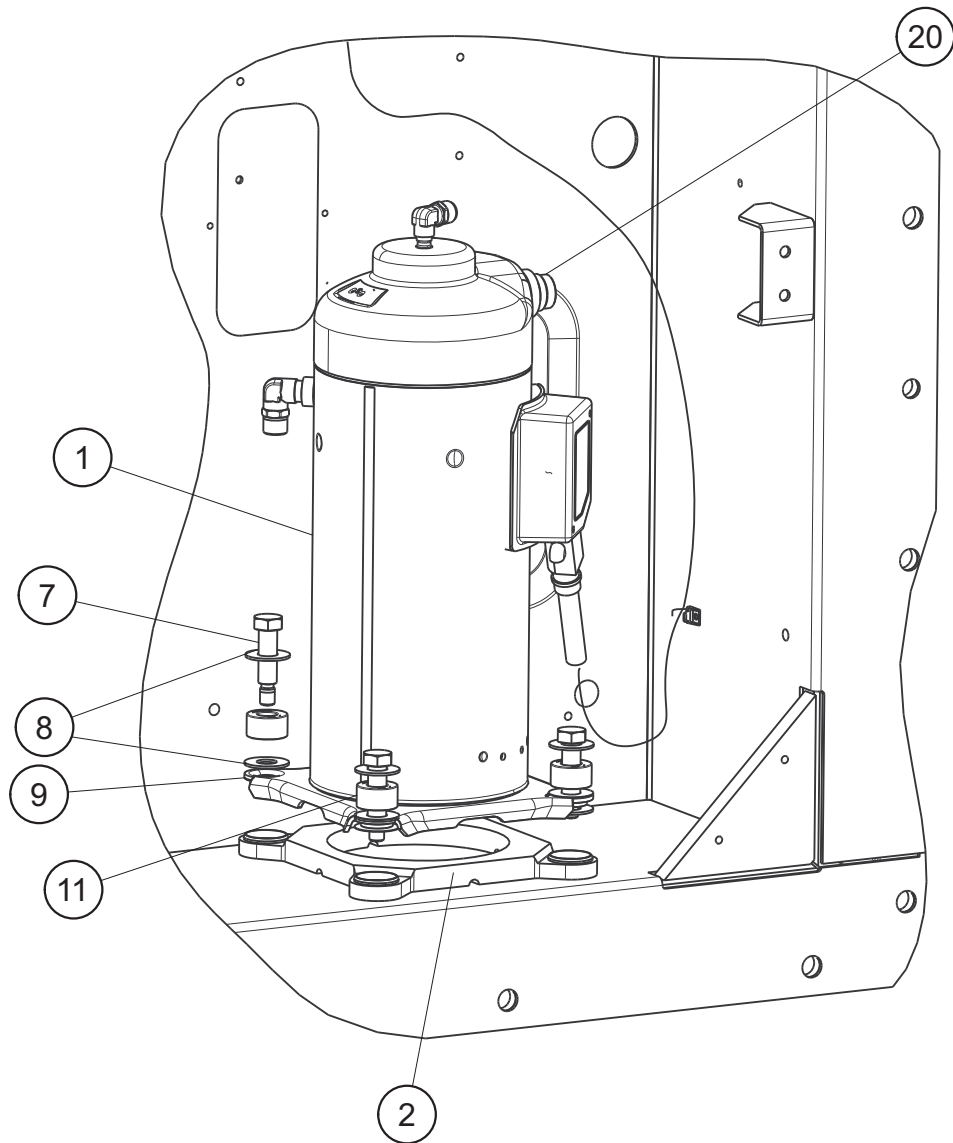
Item	Part Number	Description	Qty
1	18-10185-25	EverFRESH Air Compressor (EAC), HP 0.75	1
2	18-10198-25	EverFRESH Air Compressor (EAC), HP 1.1 - Includes:	1
	NSS	Compressor	1
	18-10198-01	Damper Assembly	4
	18-10198-02	Filter Assembly	1
3	30-00554-00	Water Separator - Includes:	1
	30-00554-20	O-Ring	1
4	30-00558-00	Filter Assembly, 5 Micron - Includes:	1
	30-00558-20pk10	O-Ring	1
	30-00558-21	Filter, 5 Micron	1
5	30-00558-01	Filter Assembly, 0.01 Micron - Includes:	1
	30-00558-20pk10	O-Ring	1
	30-00558-22	Filter, 0.01 Micron	1
6	76-66678-01	Nitrogen (N2) Separator Assembly	1
7	40-00792-00	EverFRESH Air Valve (EA), Solenoid EverFRESH Nitrogen Valve (EN), Solenoid Water Drain Valve (WDV), Solenoid	1 1 1
8	40-00790-00	Orifice N2 Supply	1
9	40-00790-01	Orifice N2 Sampling at Sensor	1
10	79-66787-01	Sensor Assembly	1
11	12-00352-18	Membrane Pressure Transducer (MPT)	1

## 5 Controlled Atmosphere, Nitrogen Feed



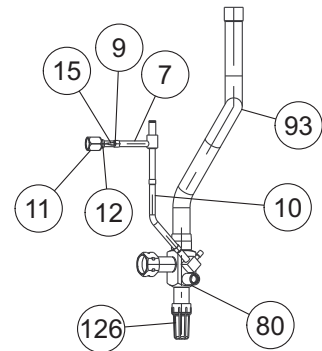
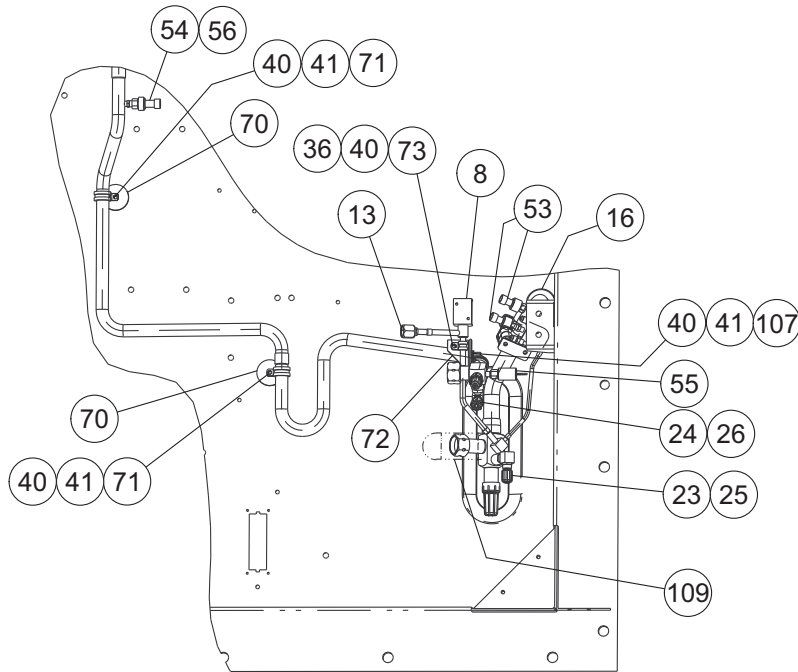
Item	Part Number	Description	Qty
12	58-04026-115	Protector	2
27	58-04170-01	Tube Assembly	1
28	69NT--35--8012	Bracket	1
29	34-00928-13	Rivet, Blind	2
30	66-U---1--5321-8	Washer, Plain	4
31	66-U---1--5371-10	Screw, Mach Hxhd	4
32	58-00065-71	Grommet	1
41	62-66116-00	Label	1

## 6 Compressor Assembly

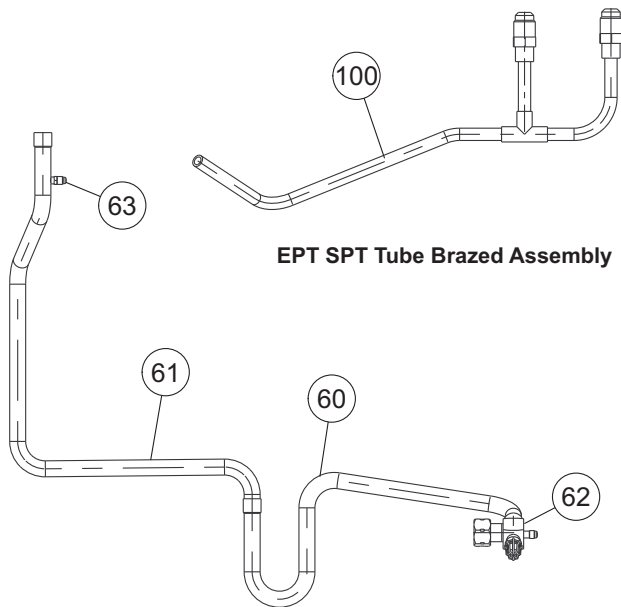


Item	Part Number	Description	Qty
1	18-10178-22	Compressor	1
	18-10179-24	Compressor, EDGE Units (571-5xx)	1
2	58-04821-00	Base Assembly	1
7	34-06277-02	Bolt, Shoulder	4
8	34-06236-00	Washer 0.687 X 1.5 X 0.078	8
9	34-06053-20	Washer 0.65 ID X 1.50 OD	4
11	58-04791-01	Mount, Resilient	4
20	12-00653-00	Compressor Discharge Temperature Sensor (CPDS)	1
NS	46-00025-04	Oil, One Quart	1
NS	76-66648-00	Adapter Kit for installing PrimeLINE standard compressor into PrimeLINE EDGE unit.	1

## 7 Compressor Tubing, Standard Units

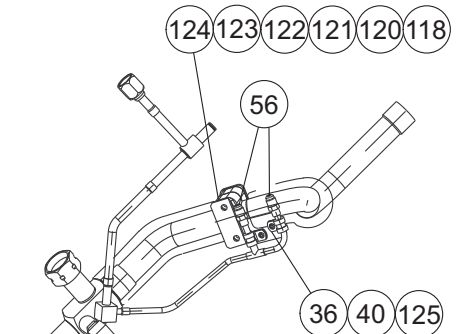


**Suction Tube Brazed Assembly**



**EPT SPT Tube Brazed Assembly**

**Discharge Tube Assembly**



**Suction Tube Assembly**

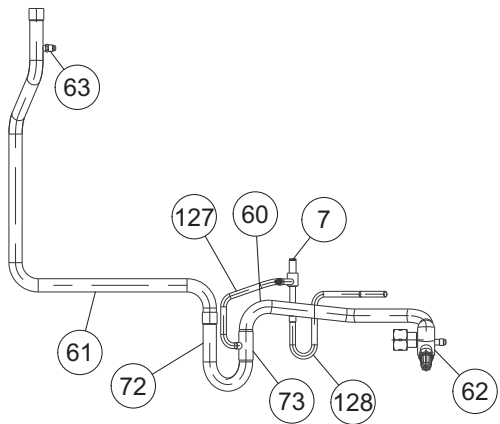
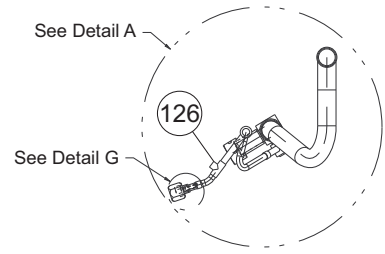
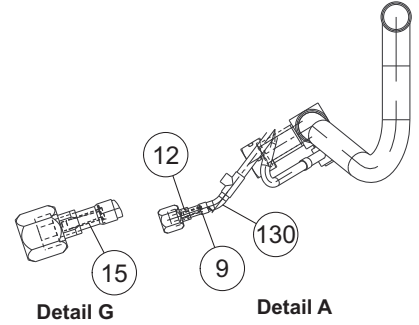
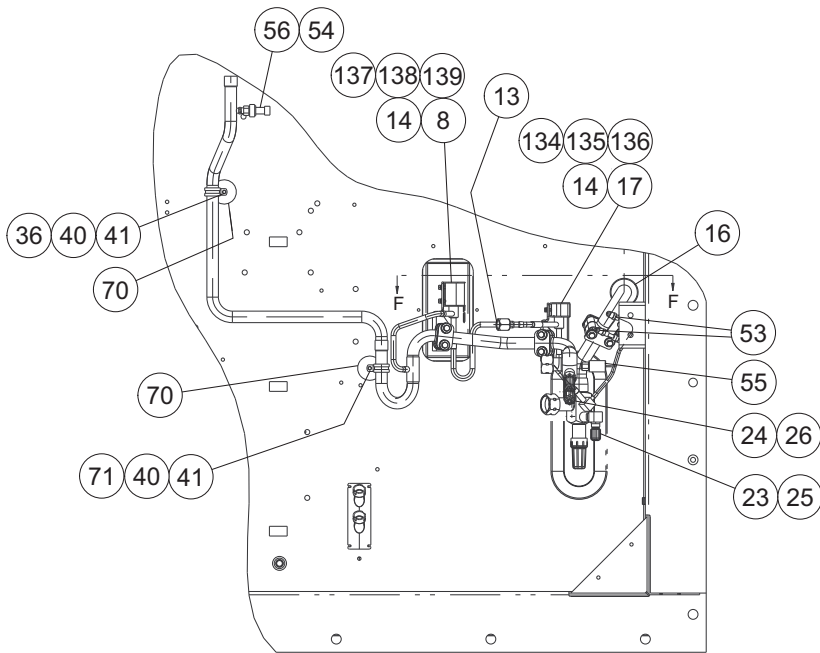
Item	Part Number	Description	Qty
7	14-00361-16	Digital Unloader Valve (DUV), Body	1
8	14-00361-01	Digital Unloader Valve (DUV), Coil	1
9	56-07257-11	Tube	1
10	56-08689-00	Tube	1
11	40-00675-00	Nut, Hex	1
12	40-00663-00	Sleeve	1



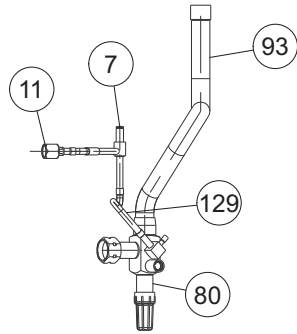
## 7 Compressor Tubing, Standard Units

13	42-00243-12	O-Ring	1
15	14-00361-15	Screen, Valve Strainer	1
16	58-00065-95	Grommet	1
23	40-00542-00	Elbow	1
24	40-00542-01	Elbow	1
25	40-00520-02	Cap, Charge Port Low	1
	40-00812-02	Cap, Charge Port Low (for R1234yf-converted units)	1
26	40-00520-03	Cap, Charge Port High	1
	40-00812-03	Cap, Charge Port High (for R1234yf-converted units)	1
36	66-U---1--5371-6	Screw, Mach Hxhd #10-24 X 0.750	4
40	34-06053-05	Washer	6
41	66-U---1--3632-27	Clamp, Tube	3
53	76-00816-00	Suction Pressure Transducer (SPT) Service Kit	1
	76-00816-00	Evaporator Pressure Transducer (EPT) Service Kit	1
54	12-00352-00	Discharge Pressure Transducer (DPT)	1
55	12-00309-08	High Pressure Switch (HPS)	1
56	--EC--39DM-070	Core	3
60	56-09161-00	Tube, Discharge 7/8 OD X 0.045	1
61	56-09367-00	Tube, Discharge 7/8 OD X 0.045	1
62	40-00583-16	Discharge Service Valve	1
63	40-01124-00	Valve Body	1
70	34-06295-04	Washer, Fender	1
71	66-U---1--5371-10	Screw, Mach Hxhd	1
72	68-15532-00	Bracket	1
73	34-00373-53	Clamp, Tube	1
80	76-66649-00	Suction / Low Side Service Valve	1
93	56-09063-00	Tube, Suction	1
100	74-66663-00	Tube Assembly (F-Tube) Service Kit - Includes:	1
	79-66738-00	Tube Assembly	1
	81-66629-00	Tube Assembly	1
107	34-00795-09	Nut, Self Lock	1
118	68-15997-00	Bracket	1
120	44-00285-54	Clamp, Tube	1
121	34-00655-18	Screw, Cap Hxhd	2
122	34-06053-00	Washer	2
123	66-U---1--5321-7	Washer, Plain	2
124	68-15998-00	Nut Plate	1
125	34-00373-51	Clamp, Tube	2
126	40-00665-21	Cap	1

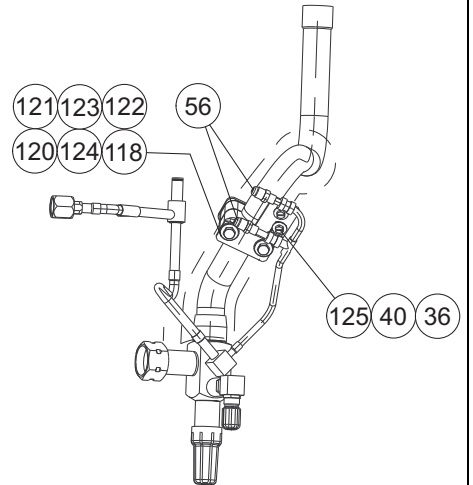
# 7 Compressor Tubing, EDGE Units 571-5xx



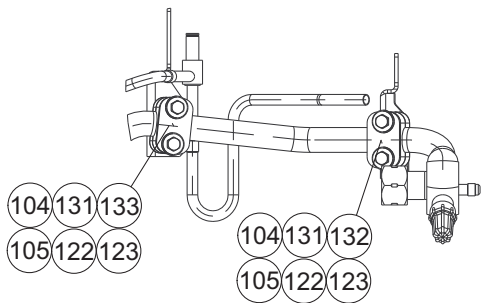
**Discharge Tube Brazed Assembly**



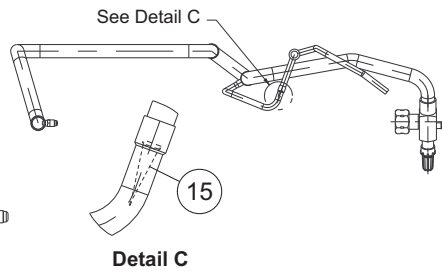
**Suction Tube Brazed Assembly**



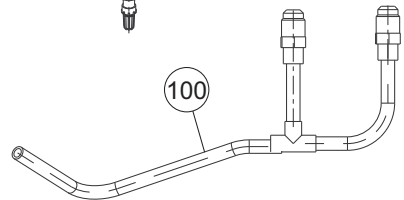
**Suction Tube Assembly**



**Discharge Tube Assembly**



**Detail C**



**EPT / SPT Tube Brazed Assembly**

## 7 Compressor Tubing, EDGE Units 571-5xx

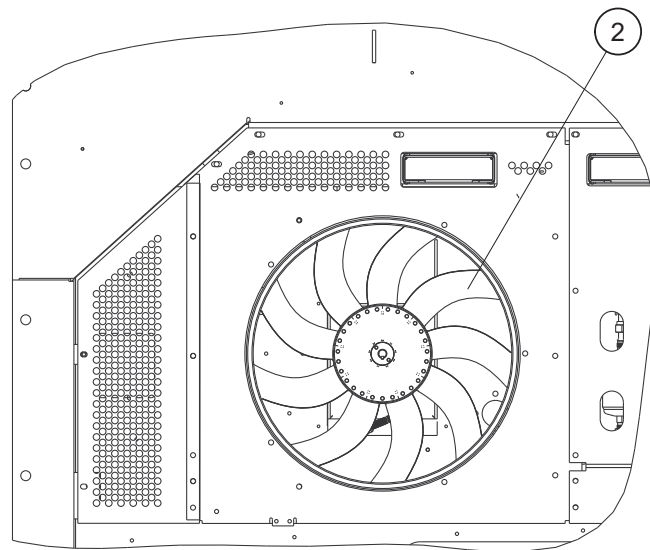
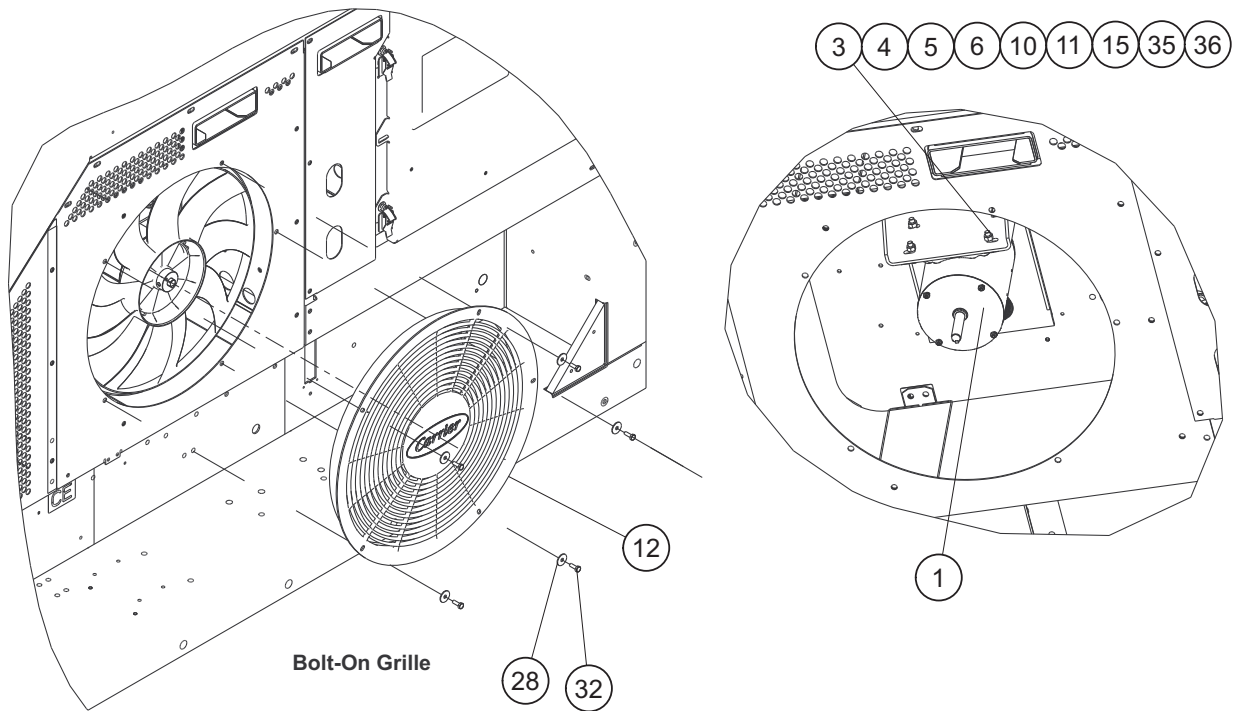
Item	Part Number	Description	Qty
7	14-00361-16	Digital Loader Valve (DLV) Body Digital Unloader Valve (DUV) Body	1
8	14-00361-01	Digital Loader Valve (DLV) Coil	1
9	56-07257-11	Tube 3/8 OD X 0.028	1
11	40-00675-00	Nut, Hex	1
12	40-00663-00	Sleeve	1
13	42-00243-12	O-Ring	1
15	14-00361-15	Screen, Valve Strainer	1
16	58-00065-95	Grommet	1
17	14-00361-02	Digital Unloader Valve (DUV) Coil	
23	40-00542-00	Elbow	1
24	40-00542-01	Elbow	1
25	40-00520-02	Cap	1
26	40-00520-03	Cap	1
36	66-U---1--5371-6	Screw, Mach Hxhd #10-24 X 0.750	3
40	34-06053-05	Washer	4
41	66-U---1--3632-27	Clamp, Tube	2
53	76-00816-00	Suction Pressure Transducer (SPT) Service Kit	1
	76-00816-00	Evaporator Pressure Transducer (EPT) Service Kit	1
54	12-00352-00	Discharge Pressure Transducer (DPT)	1
55	12-00309-08	High Pressure Switch (HPS)	1
56	--EC--39DM-070	Core	3
60	56-09211-00	Tube, Discharge 7/8 OD X 0.045	1
61	56-09367-00	Tube, Discharge 7/8 OD X 0.045	1
62	40-00583-16	Discharge Service Valve	1
63	40-01124-00	Valve Body	1
70	34-06295-04	Washer, Fender	1
71	66-U---1--5371-10	Screw, Mach Hxhd	1
72	56-09212-00	Tube, Discharge 7/8 OD X 0.045	1
73	40-66620-07	Tee, Reducing	1
80	76-66649-00	Suction / Low Side Service Valve	1
93	56-09186-00	Tube, Suction 1-1/8 OD X 0.050	1
100	74-66663-00	Tube Assembly (F-Tube) Service Kit - Includes:	1
	79-66738-00	Tube Assembly	1
	81-66629-00	Tube Assembly	1
104	68-17368-00	Bracket	2
105	34-00655-16	Screw, Cap Hxhd	4
118	68-15997-00	Bracket	1
120	44-00285-54	Clamp, Tube	1
121	34-00655-18	Screw, Cap Hxhd	2

**7 Compressor Tubing, EDGE Units 571-5xx**

122	34-06053-00	Washer	6
123	66-U---1--5321-7	Washer, Plain	6
124	68-15998-00	Nut Plate	1
125	34-00373-51	Clamp, Tube	2
126	40-66618-02	Tee	1
127	56-09213-00	Tube 3/8 OD X 0.028	1
128	56-09214-00	Tube 3/8 OD X 0.028	1
129	56-09208-00	Tube 3/8 OD X 0.028	1
130	56-09216-00	Tube 3/8 OD X 0.028	1
131	44-00285-57	Clamp, Tube	2
132	86-05052-00	Bracket, Weld	1
133	86-05054-00	Bracket, Weld	1
134	34-01146-04	Washer, Lock	2
135	34-00662-08	Washer, Plain	2
136	34-06367-00	Screw, Hxhd	2
137	34-01146-05	Washer, Lock	2
138	34-00662-09	Washer, Plain	2
139	34-06368-00	Screw, Hxhd	2



## 8 Condenser Fan and Motor

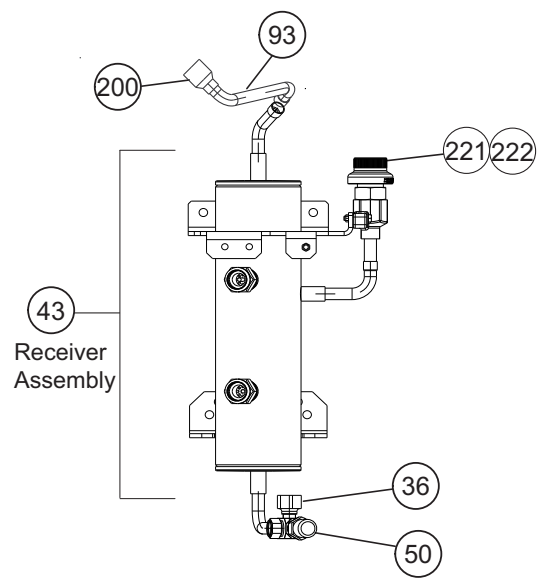
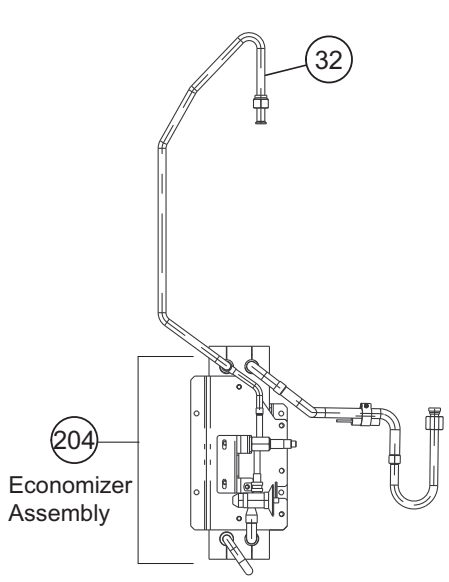
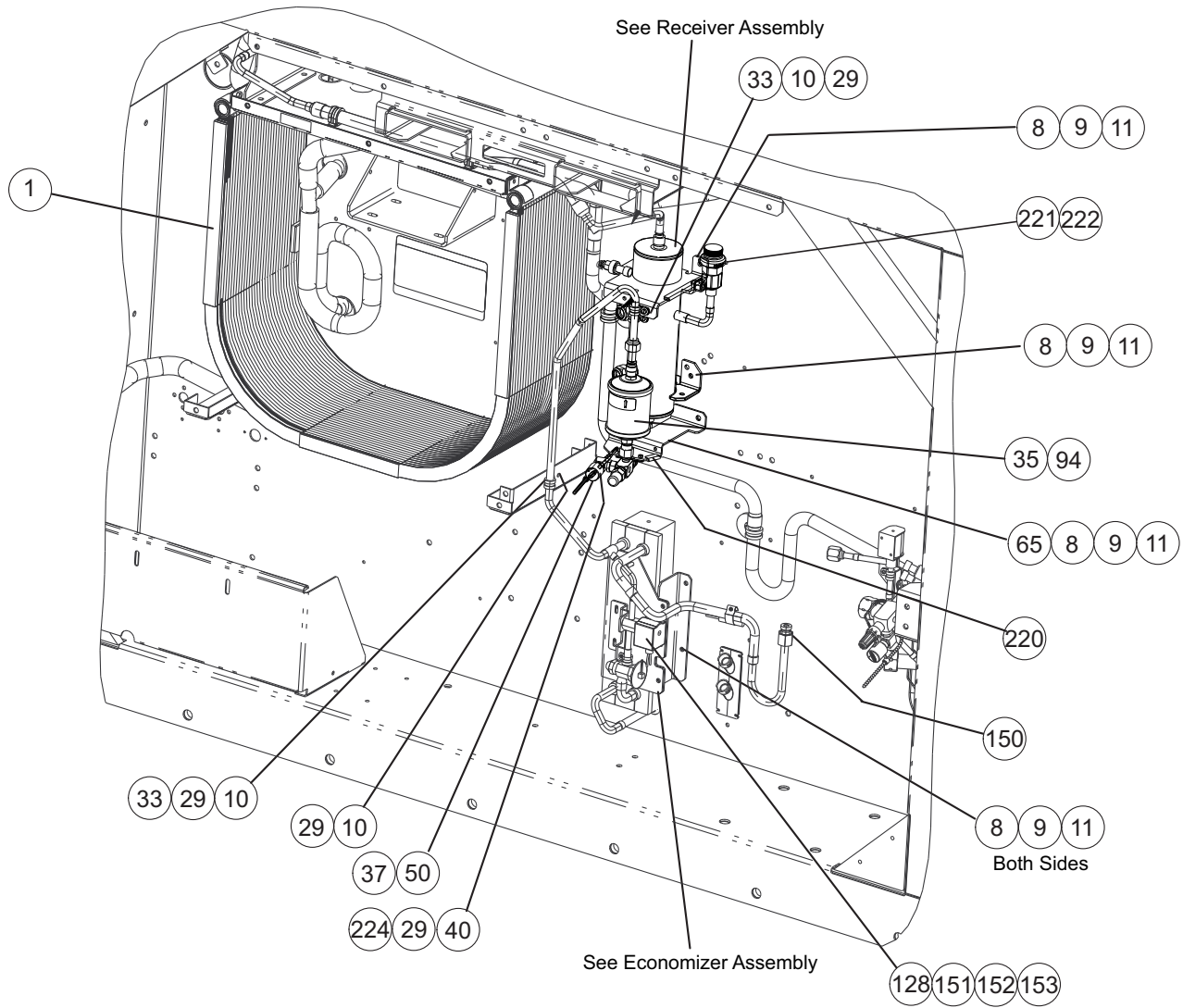


**Shown with Fan Grille Removed**

## 8 Condenser Fan and Motor

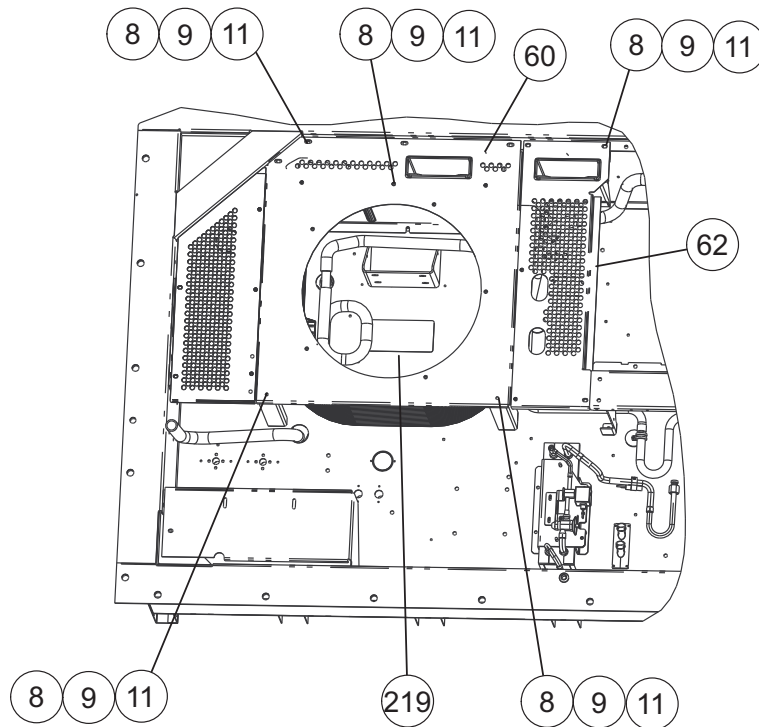
Item	Part Number	Description	Qty
1	54-00655-22	Condenser Fan Motor, single speed	1
	54-00739-20	Condenser Fan Motor, dual speed (EDGE units 571-5xx)	1
2	38-00620-01	Condenser Fan Assembly	1
3	69NT--35--3452	Shim	1
4	34-01181-01	Washer, Flat	8
5	34-00667-12	Nut, Self Lock	4
6	66-U---1--5361	Screw, Cap Hex Head 5/16-18 X 1.25	4
10	69NT--35--3452-1	Shim	1
11	58-04026-113	Protector	2
12	58-04980-00SV	Condenser Grille	1
15	34-06053-02	Washer	4
28	69NT--35--2692-1	Washer, Fender	5
32	66-U---1--5361-25	Screw, Cap Hex Head 1/4-20 X 0.75	5
35	69NT--35--3452-2	Shim	1
36	69NT--35--3452-3	Shim	1

# 9 Condenser Assembly





## 9 Condenser Assembly

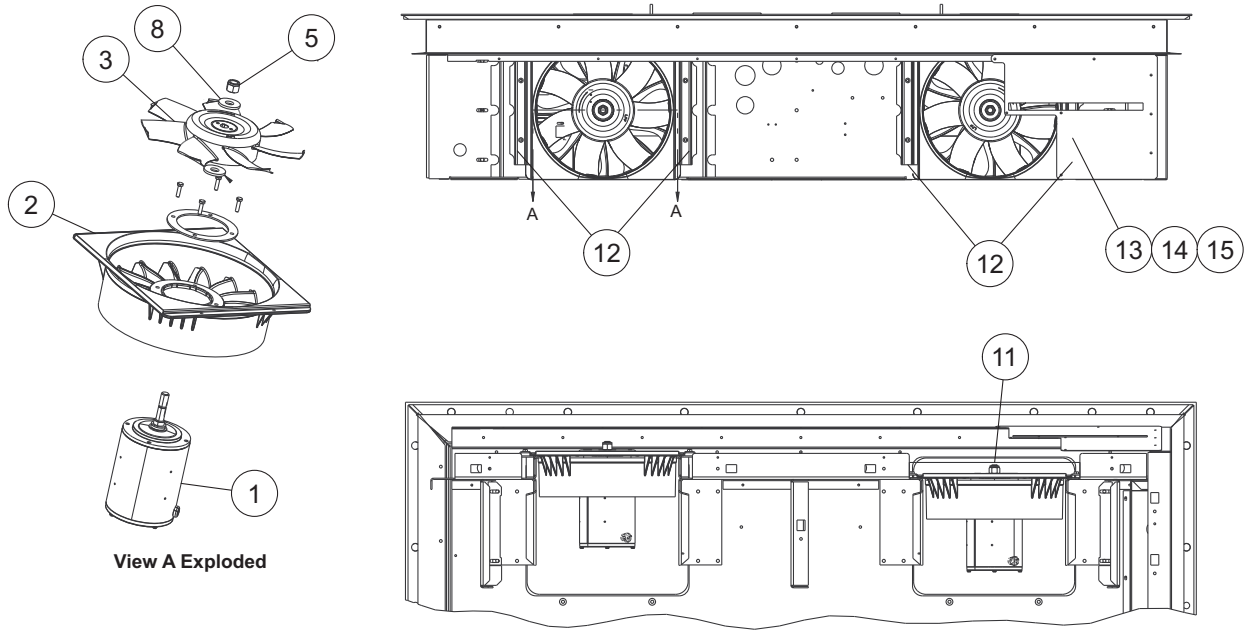


Item	Part Number	Description	Qty
1	81-04237-20	Condenser Coil Assembly, MCHE, Snake Tube	1
	81-66659-20	Condenser Coil Assembly, MCHE (for EDGE units 571-5xx)	1
	76-00893-00	MCHE Repair Kit with Applicator	1
	76-00893-01	MCHE Repair Kit without Applicator	1
8	66-U---1--5361-25	Screw, Cap Hxhd	A/R
9	66-U---1--5321-7	Washer, Plain	A/R
10	34-06053-05	Washer	A/R
11	34-06053-00	Washer	A/R
29	66-U---1--5371-6	Screw, Mach Hxhd	A/R
32	56-66101-00	Tube	1
33	44-00370-03	Clamp, Cushioned	2
35	14-00464-20	Filter Drier	1
36	14-00222-05	King Valve / Liquid Line Service Valve	1
37	40-00542-01	Elbow	1
40	34-66698-00	Clamp, Tube	1
43	65-00231-00	Receiver Assembly	1
	14-00469-22	Indicator, Moisture & Liquid	1
	14-00468-22	Sightglass	1
50	40-00520-03	Cap, Charge Port High	1
	40-00812-03	Cap, Charge Port High (for R1234yf-converted units)	1

**9 Condenser Assembly**

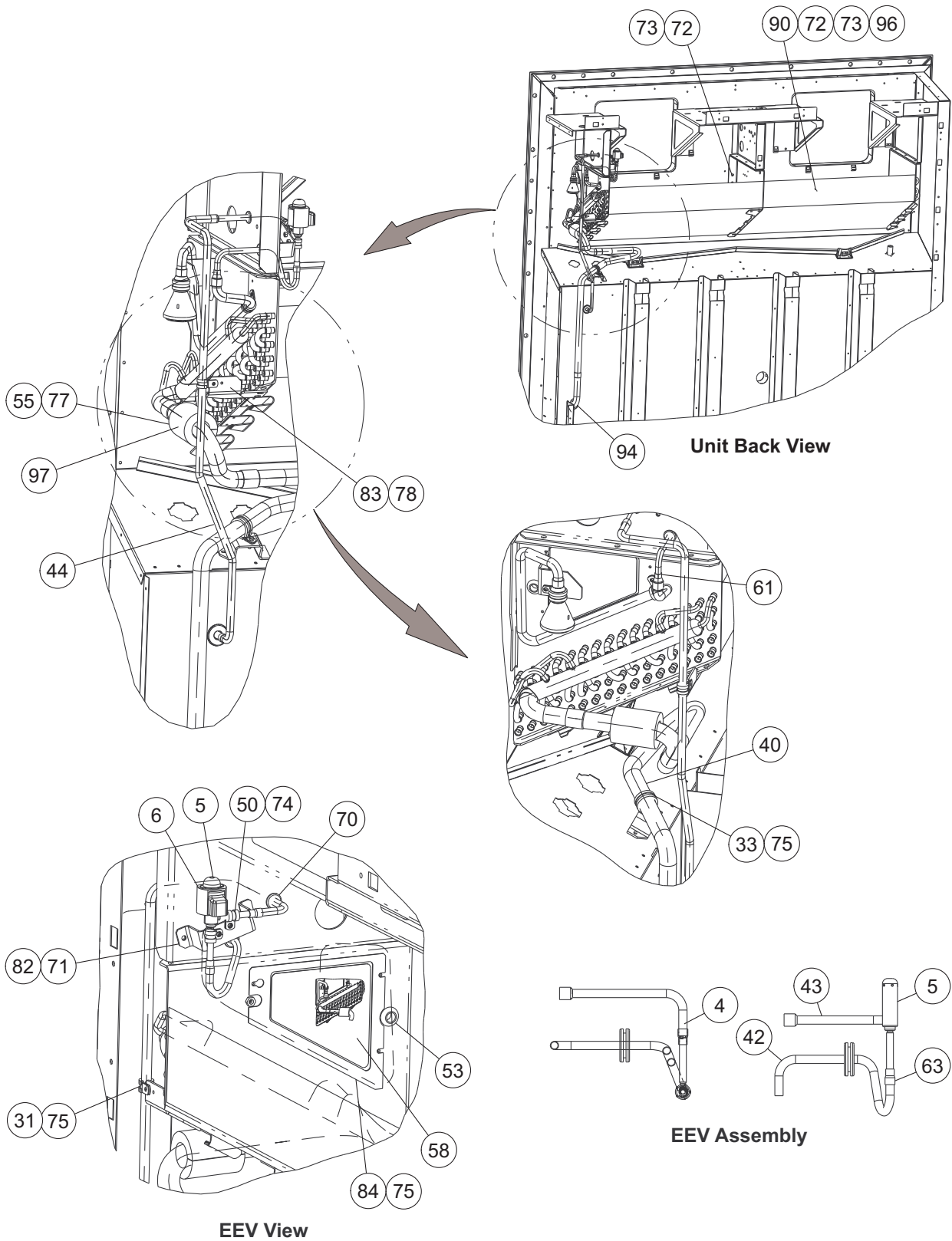
60	79-66049-00	Cover, Condenser	1
	68-17700-00	Cover	NSS
	42-00465-01	Gasket	1
62	68-86460-00	Cover, Receiver (blue)	1
65	68-86526-00	Bracket	1
93	56-66086-00	Tube, Liquid	1
94	14-00464-40	O-Ring for Filter Drier	2
128	14-01091-10	Coil, Economizer Solenoid Valve (ESV)	1
150	42-00243-04	O-Ring	1
151	34-66684-00	Nut, Cap	1
152	14-01091-28	O-Ring	1
153	14-01091-29	O-Ring	1
200	40-66628-15	Coupling	1
204	79-66776-00	Economizer Heat Exchanger Assembly - Includes:	1
	14-00232-33	Economizer Expansion Valve (EXV)	1
	14-01090-20	Economizer Solenoid Valve (ESV) Body	1
220	66CH---1--1172-113	Trim, Flexible	1
221	14-00476-00	Pressure Relief Valve (PRV)	1
222	42-00805-06	O-Ring, PRV	1
224	42-66662-00	Gasket	1

## 10 Evaporator Fan and Motor



Item	Part Number	Description	Qty
1	54-00648-20	Evaporator Fan Motor	2
2	76-66683-00	Polymer Evaporator Stator Service Kit	2
3	38-00626-00	Evaporator Fan	2
5	34-00795-17	Nut, Self Lock	2
8	34-00616-06	Washer, Special 5/8, 18-8	4
11	66-U---1--2552-185	Gasket 0.75 Thick X 1.5 X 16.63	1
12	69NT--43---295	Bracket Assembly	4
13	34-00655-08	Screw, Cap Hex Head 1/4-20 X 1.00	4
14	34-00663-11	Washer, Lock 1/4 Spring	4
15	69NT--35--2692-1	Washer, Fender 1/4	4

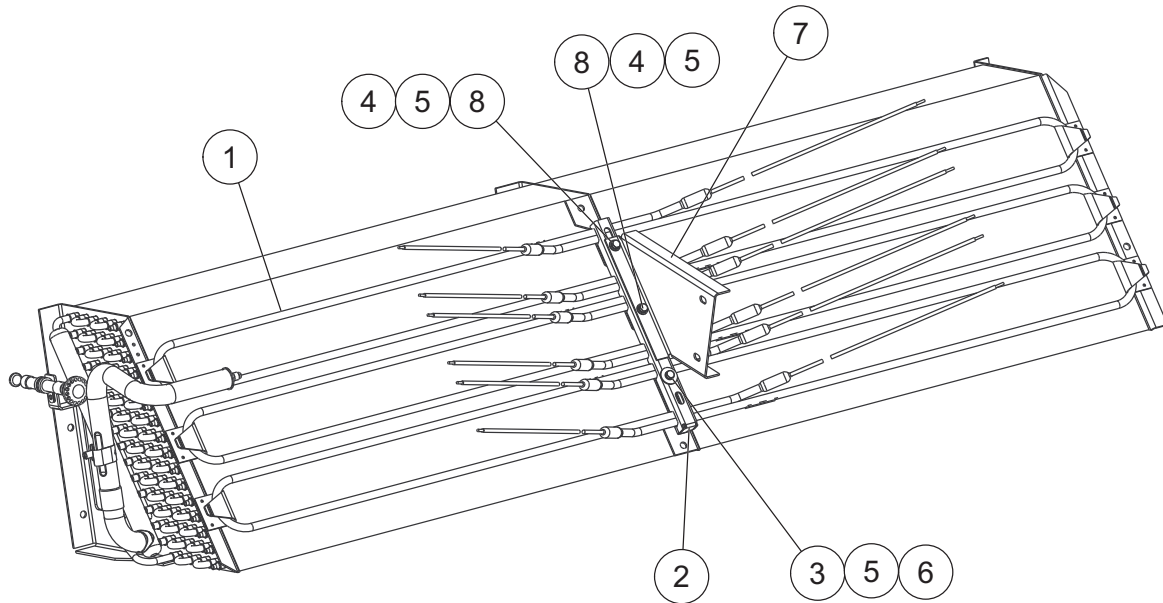
# 11 Evaporator Tubing and Coil



## 11 Evaporator Tubing and Coil

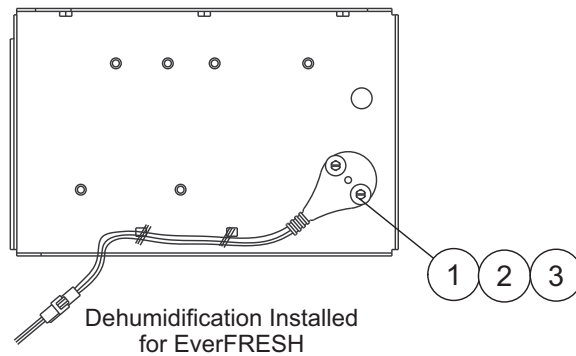

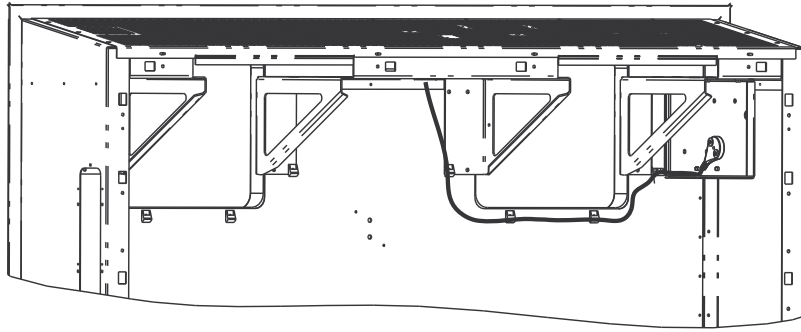
Item	Part Number	Description	Qty
4	14-00176-01	Strainer 100 Mesh, 3/8 OD	1
5	14-00393-02SV	Electronic Expansion Valve (EEV), Body	1
6	14-00393-10	Electronic Expansion Valve (EEV), Coil	1
31	44-00370-03	Clamp, Cushioned	1
33	44-00370-08	Clamp, Cushioned	1
40	56-09195-00	Tube, Suction 1-1/8 OD X 0.050 W	1
42	56-09141-00	Tube 3/8 OD X 0.028 W	1
43	56-09087-00	Tube, Liquid 3/8 OD X 0.028 W	1
44	56-09241-00	Tube, Liquid 0.500 OD X 0.035 W	1
50	34-00373-52	Clamp, Tube	2
53	66-U---1--1571-3	Grommet	1
55	42-00425-109	Insulation, Tube Pre-Taped	1
58	62-11750-00	Label Sensor Replacement	1
61	40-66629-00	Bushing 5/8 X 3/8	1
63	40-66628-03	Coupling 3/8C X 5/16	2
70	58-00065-14	Grommet	2
71	66-U---1--5371-6	Screw, Machine Hex Head #10-24 X 0.750 Slt'd	2
72	66-U---1--5321-3	Washer, Plain 1/4 N Type A	15
73	66-U---1--5361-25	Screw, Cap Hex Head 1/4-20 X 0.75	13
74	66-U---1--5371-7	Screw, Machine Hex Head #10-24 X 0.500	2
75	66-U---1--5381-1	Screw, Hex Head #10-24 X.75L	5
78	66-U---1--5381-4	Screw, Hex Head Slt'd #10-24 X0.63L	2
82	68-16892-00	Bracket	1
83	68-17578-00	Bracket	1
84	68-17089-00	Plate, Cover	1
90	74-66674-00	Evaporator Coil Service Kit	1
94	42-00183-08	Trim, Flexible	1
96	34-00663-11	Washer, Lock 1/4 Spring	11
97	12-00500-01SV	Evaporator Temperature Sensor (ETS1 / ETS2)	1

## 12 Heaters



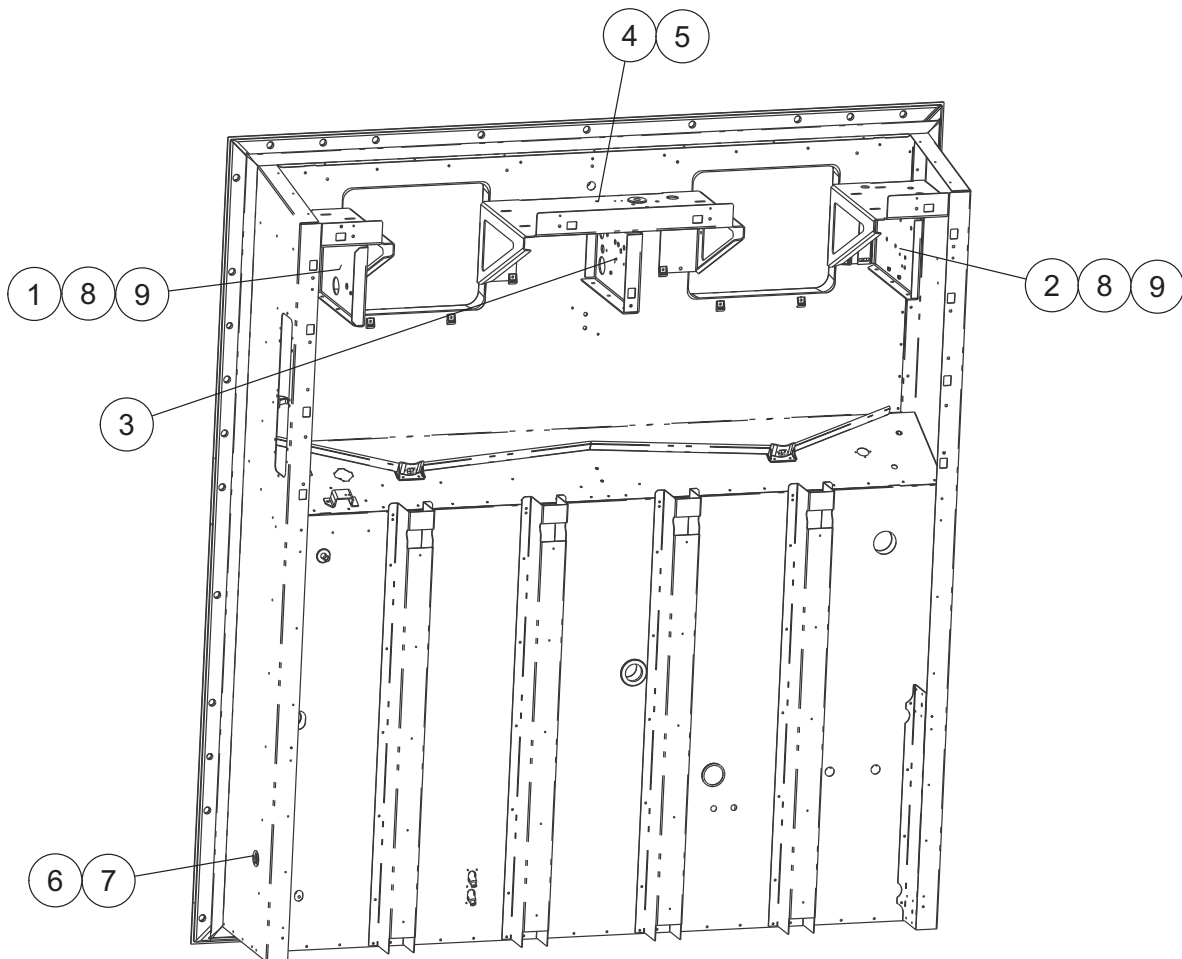
Item	Part Number	Description	Qty
1	24-00006-20	Heater, 750W	6
2	86-04956-00	Retainer Assembly	1
3	69NT--35--2692-1	Washer, Fender 1/4-.993-1.015 OD	1
4	66-U---1-5361-11	Screw, Cap Hex Head 1/4-20 X 1.50	2
5	34-00663-11	Washer, Lock 1/4 Spring	3
6	34-00655-10	Screw, Cap Hex Head 1/4-20 X 1.25	1
7	68-18032-00	Bracket	1
8	66-U---1--5321-3	Washer, Plain 1/4 N Type A	4

## 13 Humidity Kit



Item	Part Number	Description	Qty
1	76-00675-04	Humidity Sensor (HS) Assembly Kit, Includes 76-66694-00	1
	76-66694-00	Humidity Sensor (HS) Kit, Sensor and Bracket only	1
2	66-U---1--5371-10	Screw, Machine Hex Head #10-24 X 1.00	2
3	66-U---1--5321-8	Washer, Plain #10 Type A	2

## 14 Frame Kit

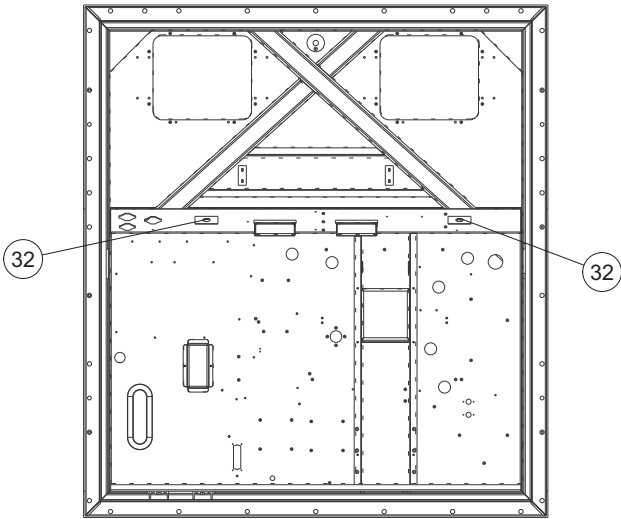


Item	Part Number	Description	Qty
1	68-17845-03	Panel	1
2	79-66747-00	Panel Assembly Coil Extension	1
	79-66747-02	Panel Assembly Coil Extension (with EverFRESH)	1
3	68-17145-05	Panel Assembly Coil Extension	1
	68-17145-06	Panel Assembly Coil Extension (with EverFRESH)	1
4	66-U---1--5321-3	Washer, Plain	9
5	66-U---1--5361-25	Screw, Cap HXHD	9
7	66-U---1--5562-2	Plug, Button	1
8	69NT--35--2692-1	Washer, Fender	4
9	34-00655-10	Screw, Cap HXHD	4

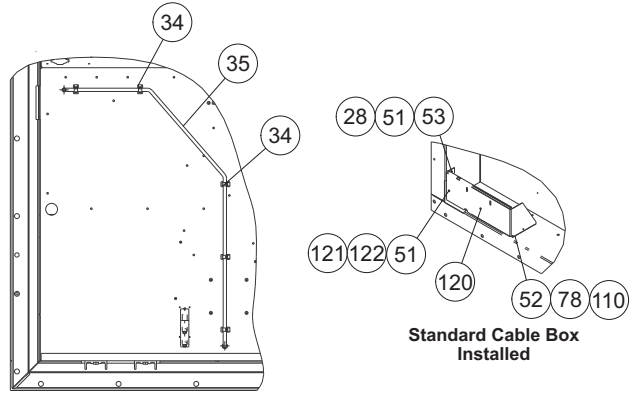




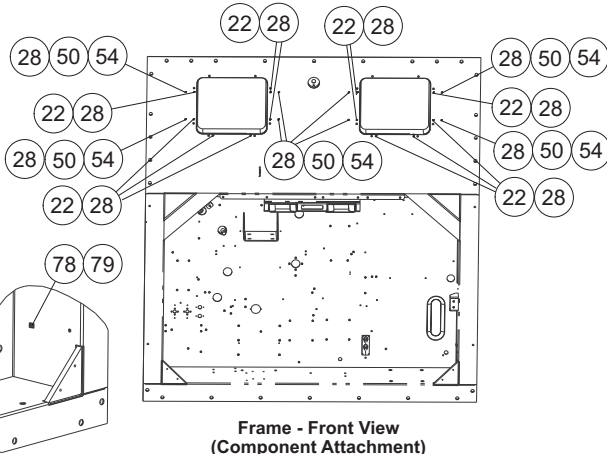
# 15 Frame Assembly



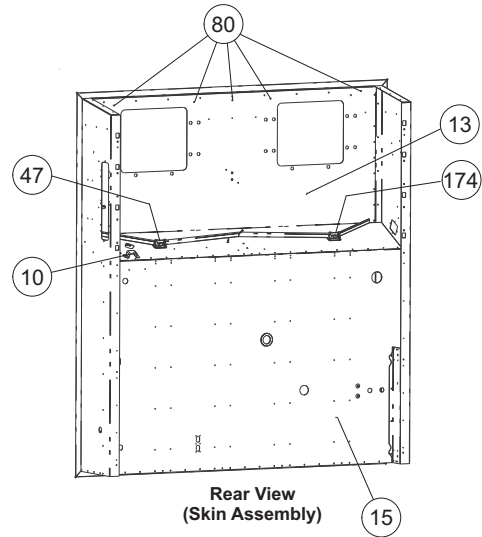
Frame - Rear View  
(Frame Caulking)



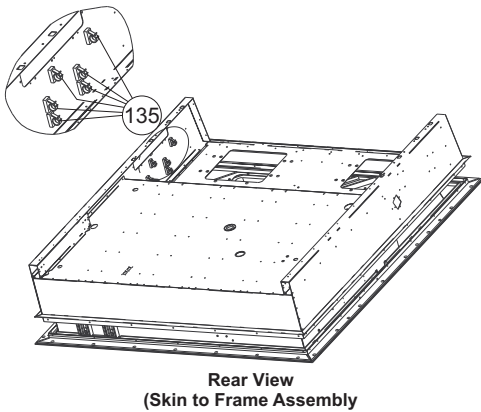
Standard Cable Box  
Installed



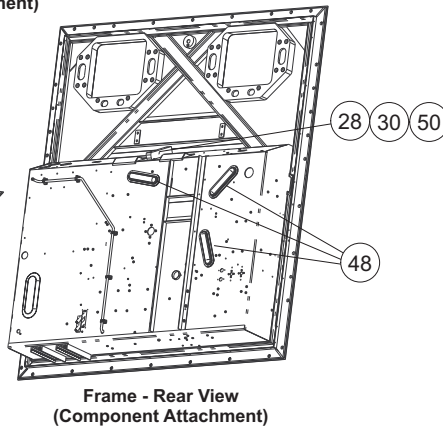
Frame - Front View  
(Component Attachment)



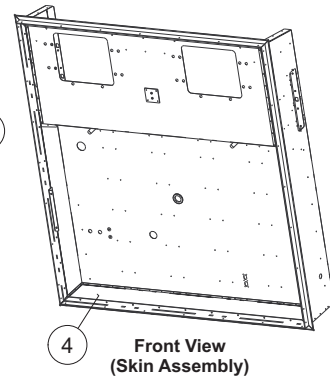
Rear View  
(Skin Assembly)



Rear View  
(Skin to Frame Assembly)

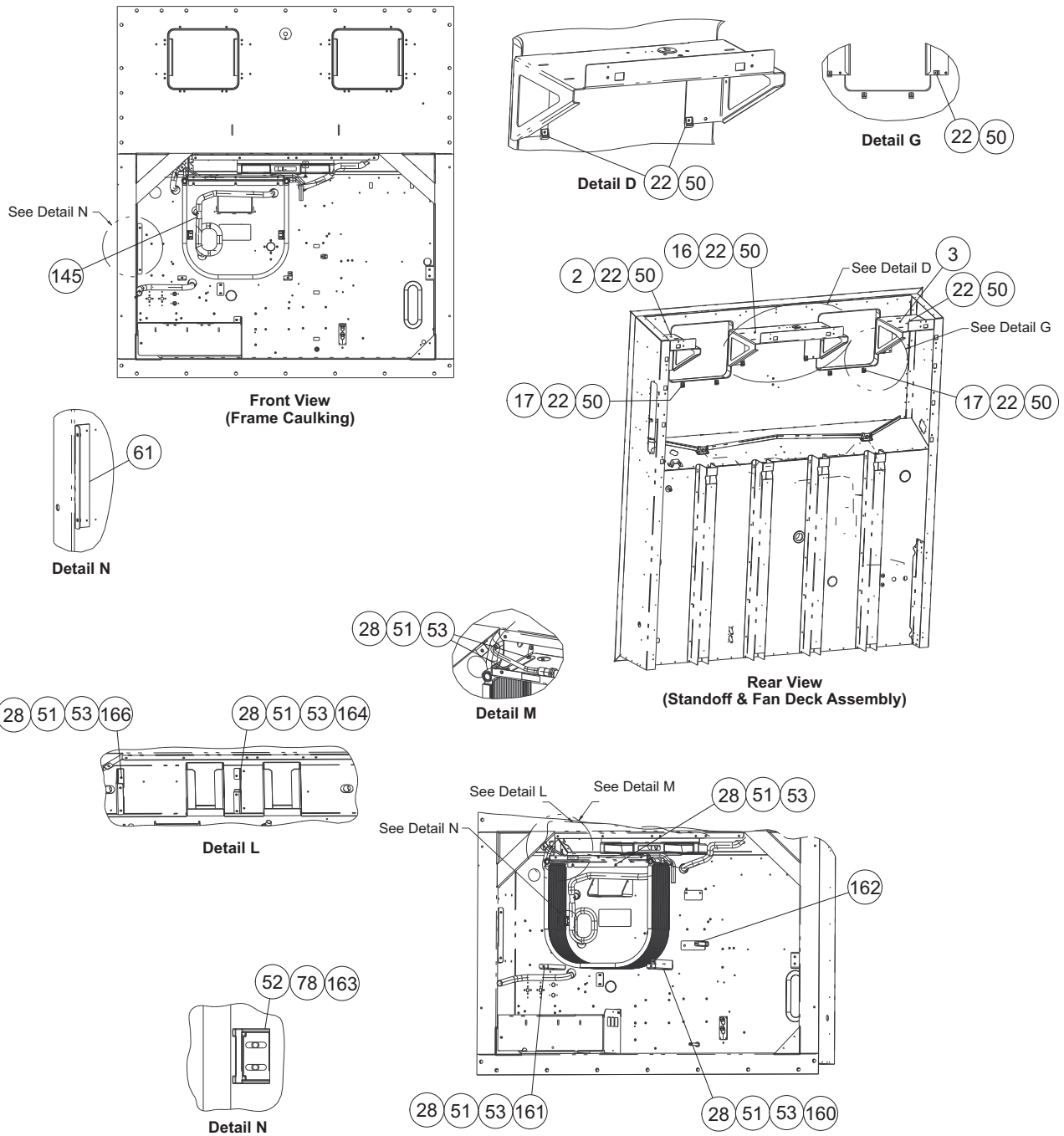


Frame - Rear View  
(Component Attachment)



Front View  
(Skin Assembly)

# 15 Frame Assembly




Item	Part Number	Description	Qty
2	68-16696-00	Fan Deck	1
3	68-16697-04	Fan Deck	1
	68-16697-06	Fan Deck, for units with EverFRESH	1
	68-16697-07	Fan Deck, for units with EverFRESH and CO2 Injection	1
4	68-18010-00	Panel, Bottom	1
10	68-86453-00	Bracket	1

## 15 Frame Assembly

13	68-18647-00	Panel	1
15	68-86435-09	Panel, Air Duct	1
	68-86435-26	Panel, Air Duct (leak check ports)	1
16	68-17419-05	Fan Deck Assembly	1
	68-17419-07	Fan Deck Assembly for units with EverFRESH	1
	68-17419-08	Fan Deck Assembly for units with EverFRESH and CO2 Injection	1
17	69NT--35--2692-1	Washer, Fender	4
22	34-00655-10	Screw, Cap Hxhd	A/R
28	34-06053-00	Washer	A/R
30	34-06269-12	Screw, Lag	2
32	42-00570-00	Gasket	2
34	44-66608-01	Clip, Retaining	5
35	56-09065-00	Tube, Liquid	1
47	58-04968-00	Fitting	1
48	58-04990-00	Fitting	3
50	66-U---1--5321-3	Washer, Plain	A/R
51	66-U---1--5321-7	Washer, Plain	A/R
52	66-U---1--5321-8	Washer, Plain	A/R
53	66-U---1--5361-25	Screw, Cap Hxhd	A/R
54	66-U---1--5361-47	Bolt, Mach Hxhd	A/R
61	68-17118-00	Bracket	1
78	66-U---1--5371-6	Screw, Mach Hxhd	7
79	34-00663-09	Washer, Lock	1
80	58-04315-00	Base, Mounting	5
110	34-06053-05	Washer	2
120	68-17131-00	Guard	1
	68-17131-03	Guard for units with EverFRESH	1
121	34-00792-07	Screw, Cap Hxhd	1
122	34-06053-15	Washer	1
132	58-00701-02	Plug, Button	1
135	44-00361-01	Clip, Retaining	6
145	58-04202-02	Tee	1
160	68-17734-01	Bracket	1
161	68-17196-00	Bracket	1
162	68-86479-00	Gasket	1
163	58-05064-00	Guide	1
164	68-18285-00	Bracket	1
166	68-18286-00	Bracket	1
174	58-04968-03	Fitting (PIDs < NT3150)	1



## 16 Controller Module, Electronics, Tools

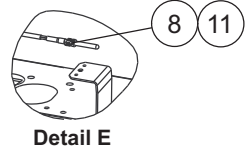
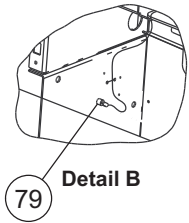
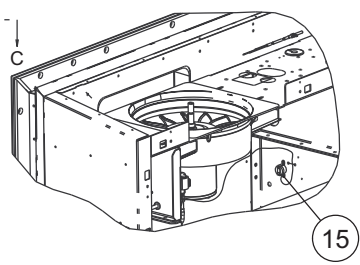
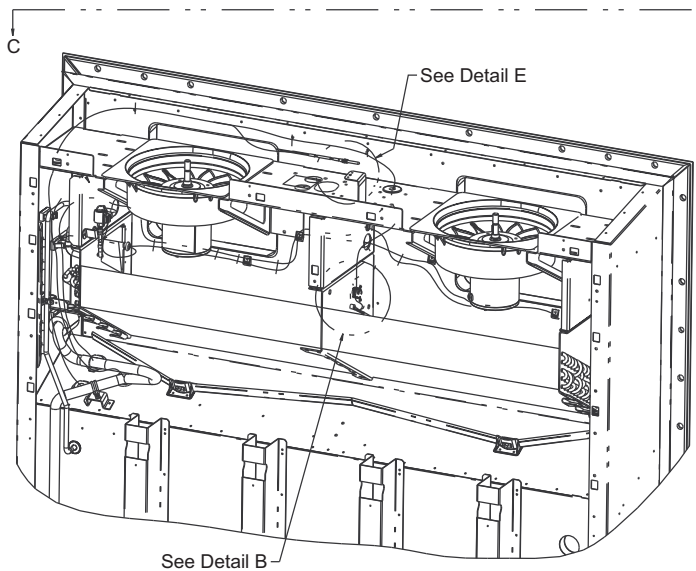
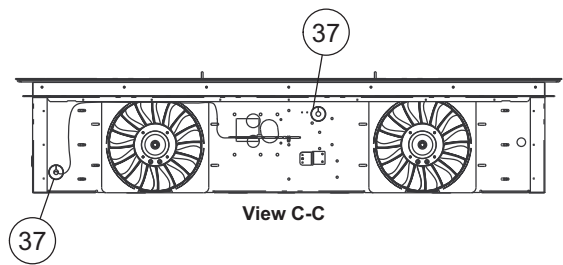
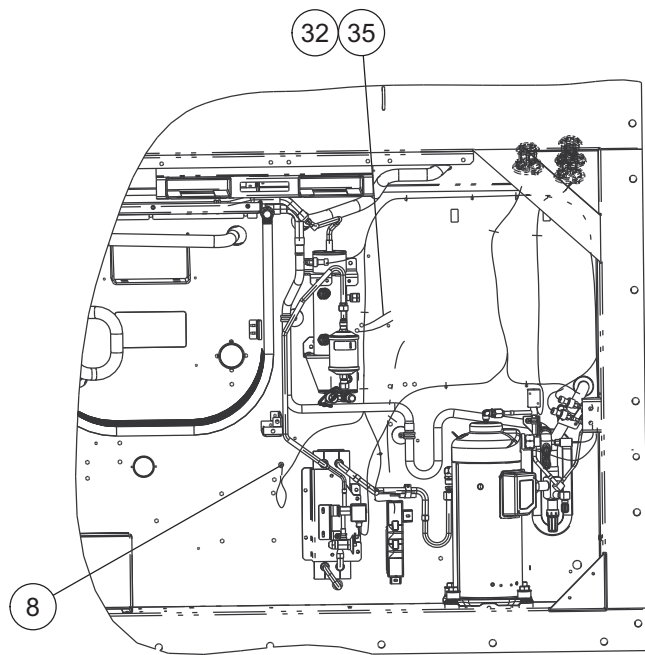


Item	Part Number	Description	Qty
<b>Controller</b>			
1	12-55016	Controller Module, ML5	1
2	22-02336-08	Fuse, 7.5 Amp (F1, F2, F3, F4)	4
NS	09-00375-00	Battery, Real Time Clock, (Within the Controller)	1
3	76-50256-00	Controller System Test Harness	1
	22-50485-00	Test Harness CA	1
	22-50486-00	Test Harness CC	1
	22-50487-00	Test Harness ME	1
<b>Software Uploading and Downloading</b>			
4	12-50173-00	Micro Flash Drive, USB-A to Micro USB-B Flash Drive	1
5	12-00822-00	USB Flash Drive, USB-A Flash Drive (requires adapter cable)	1
6	22-50482-00	Adapter Cable 6", USB-A to Micro USB-B (requires US-A flash drive)	1
NS	22-50481-00	USB Cable 15', PC to ML5, A Female to 5 Pin B Micro Male	1
NS	22-50480-00	USB Cable 6', PC to ML5, A Male to 5 Pin B Micro Male	1

## 16 Controller Module, Electronics, Tools

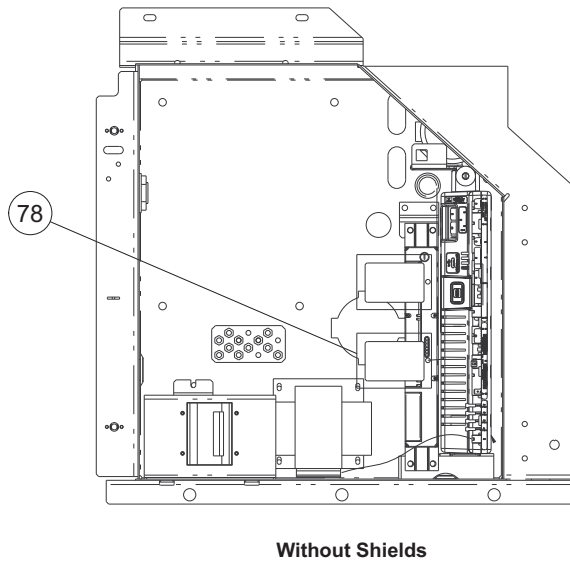
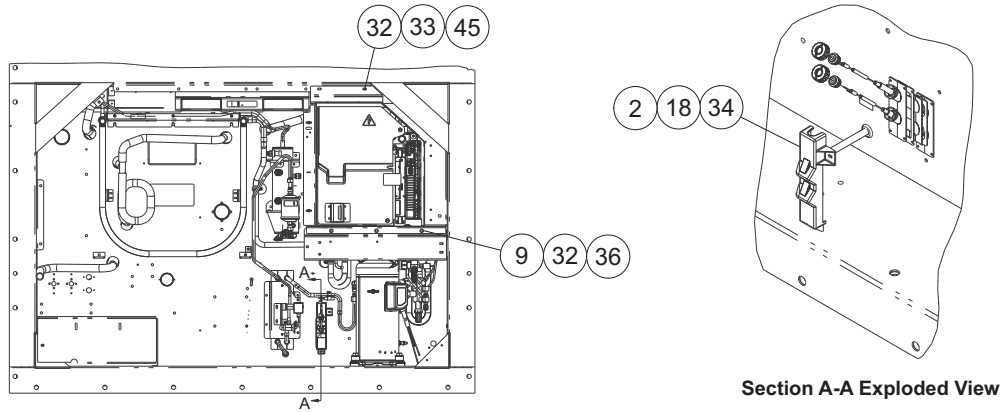
Display, Keypad, ST Switch			
7	12-00433-09RP	Display Module	1
8	79-66669-05	Key Pad Assembly	1
NS	10-01129-07SV	Toggle Switch Start / Stop (ST)	1
Other Tools			
NS	07-00176-11	Vacuum Pump, Dual Voltage/Dual Frequency	1
NS	07-00477-00	Inspection Mirror	1
NS	07-00228-00	Multimeter, Digital	1
NS	07-00229-00	Amprobe Clamp (Used with 07-00228-00)	1
NS	07-00238-00	Wrench, Service Valve	1
NS	07-00243-10	Multimeter, Digital (Fluke)	1
NS	07-00569-00	Kit, Static Dissipative (Used for Working on Electronic Components)	1
NS	07-00304-00	Ground Strap, Wrist (Used for Working on Electronic Components)	1
NS	07-00294-00	Gauge Set, Manifold - Fahrenheit / PSI	1
NS	07-00294-05	Gauge Set, Manifold - Centigrade / KPa	1
NS	07-00295-00	Detector, Leak	1
<p><b>Note:</b> For a complete list of tools in Carrier's performance parts catalog, refer to document <a href="#">62-03213</a> located on the Carrier Container website in the literature section.</p>			

# 17 Controller Kit



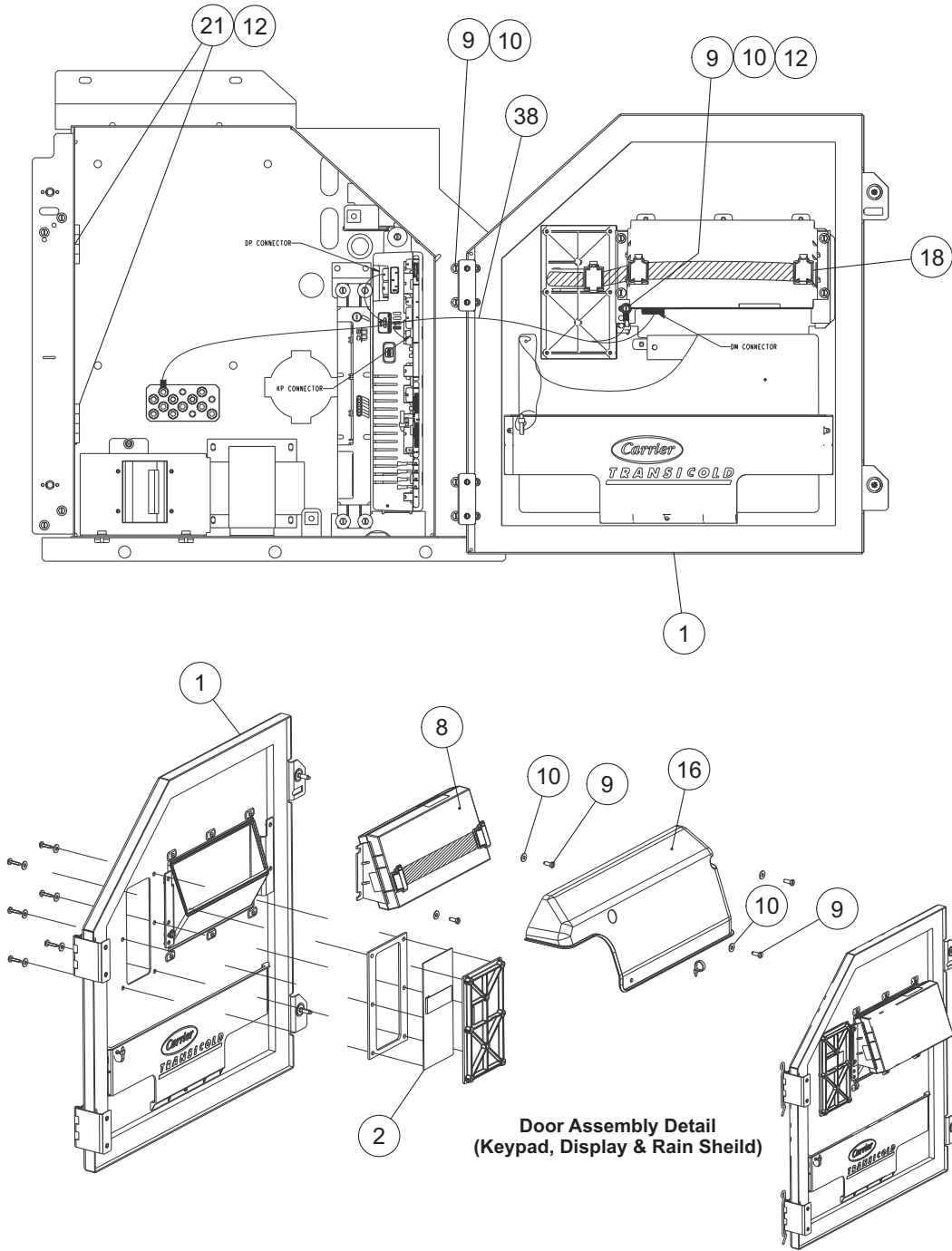


## 17 Controller Kit



Item	Part Number	Description	Qty
2	58-04279-00	Cover Plastic, Probe	1
8	66-U---1--5371-6	Screw, Machine Hex Head #10-24 X 0.750	2
9	34-06053-03	Washer 0.250 ID X 1.000 OD	3
11	44-01041-04	Clamp, Cushioned	1
15	34-01178-22	Screw, Hex Head #8-32 X 0.50	2
18	66-U---1--5371-7	Screw, Machine Hex Head #10-24 X 0.5000	2
32	66-U---1--5361-25	Screw, Cap Hex Head 1/4-20 X 0.75	7
33	66-U---1--5321-7	Washer, Plain 1/4 W Type A	2
34	66-U---1--5321-8	Washer, Plain #10 Type A	2
35	AU27JR171	Washer, Lock 1/4 Ext Tooth	2
36	69NT--35--2692-1	Washer, Fender 1/4	3
37	58-04273-00	Grommet Split	2
45	34-06053-00	Washer 0.250 ID X 0.800 OD	2
78	62-11270-30	Label, Warning	1
79	34-01178-23	Screw, Tc Hex Head #8-32 X 0.75	1

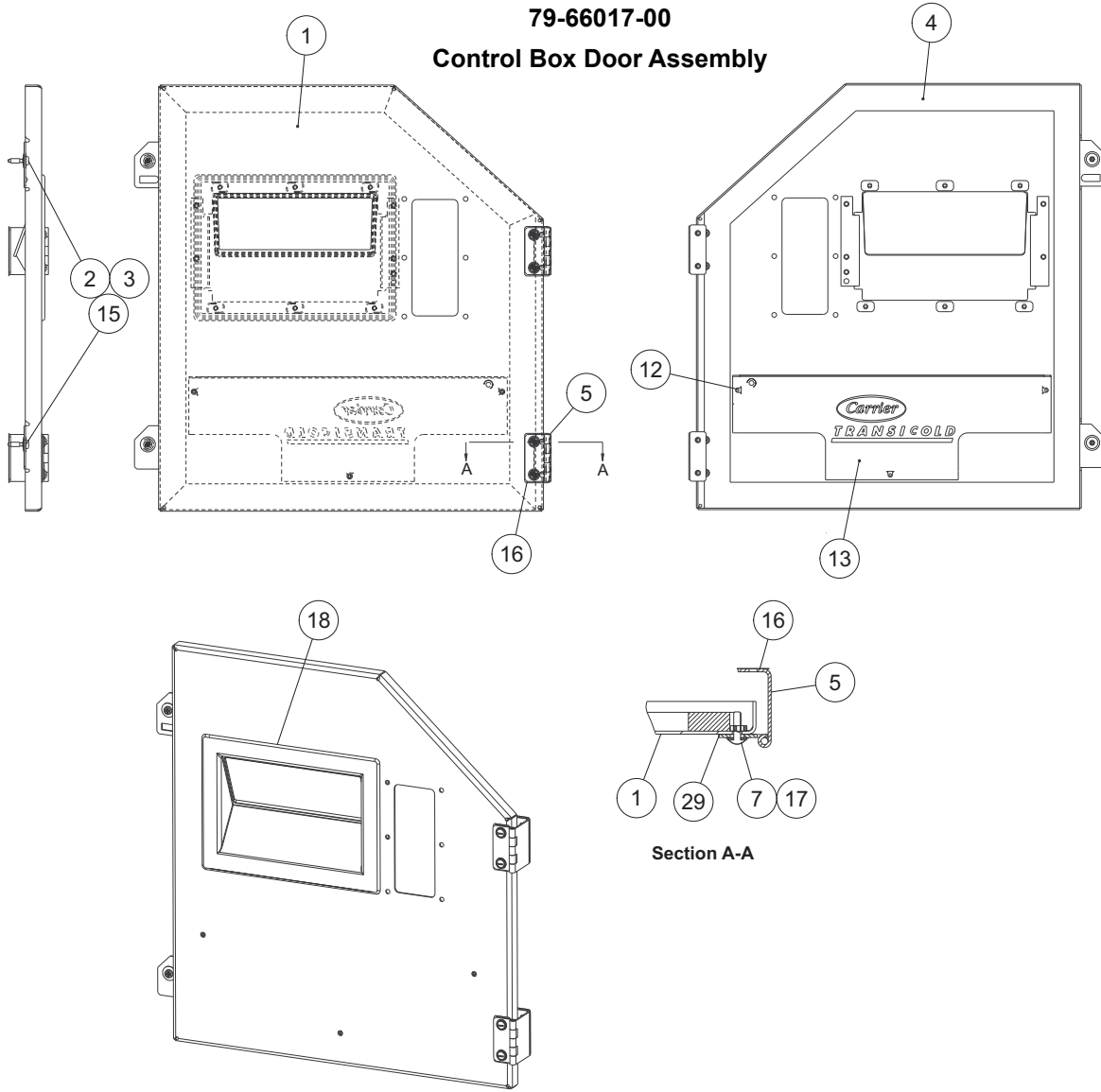
# 18 Control Box Door Kit



Item	Part Number	Description	Qty
1	79-66017-00	Control Box Door Assembly (See assembly next page)	1
2	79-66669-05	Key Pad Assembly	1
8	12-00433-09RP	Display Module	1
9	66-U---1--5371-7	Screw, Machine Hex Head #10-24 X 0.500	11
10	66-U---1--5321-8	Washer, Plain #10 Type A	11
12	AU27JR131	Washer, Lock #10 Ext Tooth	3
16	58-05145-00	Rain Shield	1
18	44-00391-00	Clamp	2
21	66-U---1--2403	Screw, Machine #10-24 X 0.500	2
38	22-01713-56	Display Harness	1

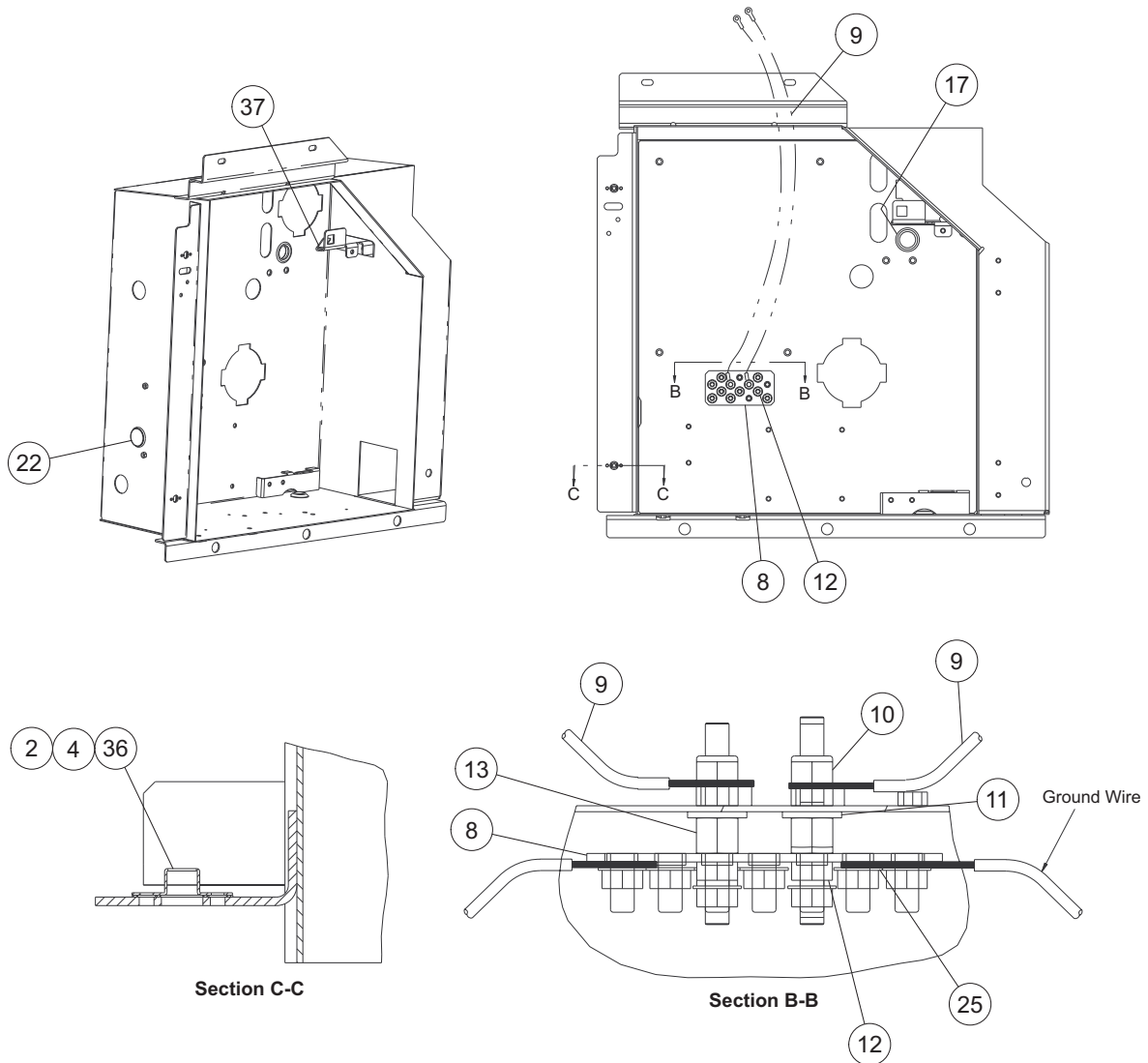
# 18 Control Box Door Kit

**79-66017-00**  
**Control Box Door Assembly**



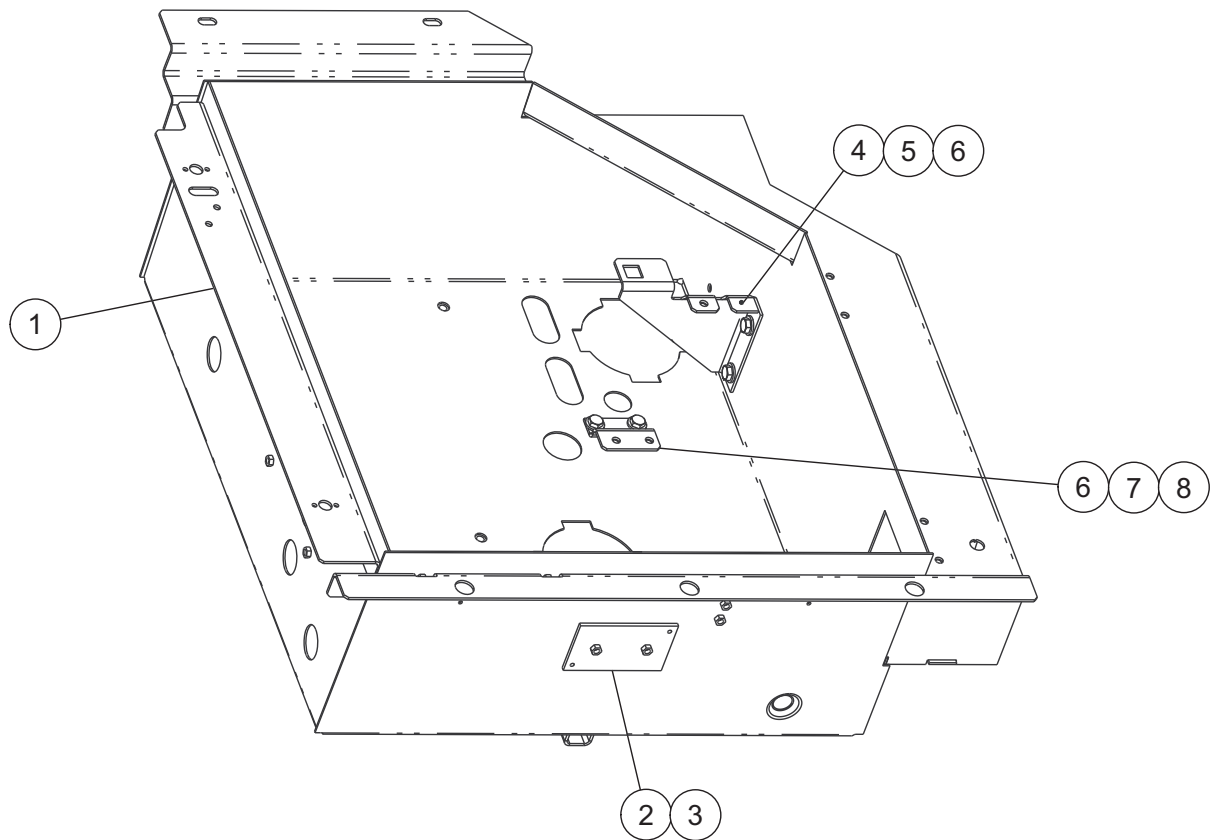
Item	Part Number	Description	Qty
	79-66017-00	Control Box Door Assembly:	1
1	86-66756-00	Door, Control Box	NSS
2	34-66687-11	Screw, Retaining	2
3	34-06169-00	Washer, Retaining	2
4	42-00741-00	Gasket	1
5	44-00477-00	Hinge	2
7	66-U---1--2403-1	Screw, Mach Trhd	4
12	34-06107-00	Rivet, Blind	3
13	58-04954-00	Pocket	1
15	34-06053-00	Washer	4
16	58-04101-02	Protector	2
12	34-06053-05	Washer	4
13	58-04366-00	Window	1
14	58-04101-00	Protector	2

## 19 Control Box Prep Kit



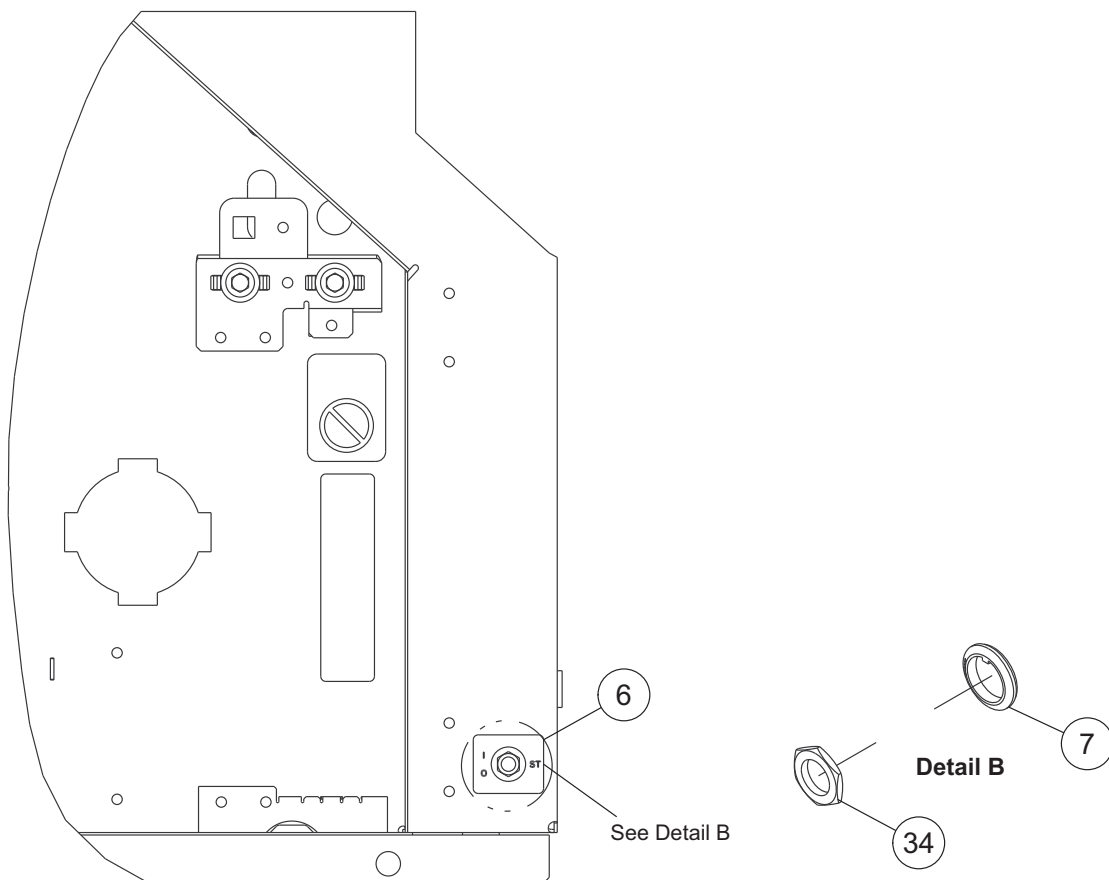
Item	Part Number	Description	Qty
2	34-01142-01	Receptacle	2
4	34-00928-01	Rivet, Blind	4
8	68-86230-00	Strap Assembly	1
9	22-66697-115	Wire Assembly	1
10	34-00667-11	Nut, Self Lock 1/4-20	2
11	66-U---1--5321-3	Washer, Plain	2
12	--AT--39JA-171	Nut, Hex 1/4-20	13
13	66-U---1--9592-13	Standoff	2
17	58-00701-03	Plug, Button	1
22	66-U---1--5562-7	Plug, Button	1
25	--AU--27JR-171	Washer, Lock	11
36	58-04026-32	Protector	2
37	66CH---1--1172-87	Trim, Flexible	1

## 20 Control Box Assembly



Item	Part Number	Description	Qty
	79-04244-02	Box Assembly, No HV Shield - Includes:	1
1	86-05315-00	Box Assembly, Weld	1
	79-04244-03	Box Assembly, No HV Shield, Lynx Fleet - Includes:	1
1	86-05315-01	Box Assembly, Weld	1
	79-04244-04	Box Assembly, No HV Shield, Lynx Fleet with RMU - Includes:	1
1	86-05315-02	Box Assembly, Weld	1
2	68-16498-00	Nut Plate Assembly	1
3	34-00928-20	Rivet, Blind	2
4	86-05299-01	Bracket	1
5	66-U---1--5361-25	Screw, Cap Hxhd	2
6	66-U---1--5321-3	Washer, Plain	4
7	68-18355-00	Channel	1
8	34-00655-04	Screw, Cap Hxhd	2

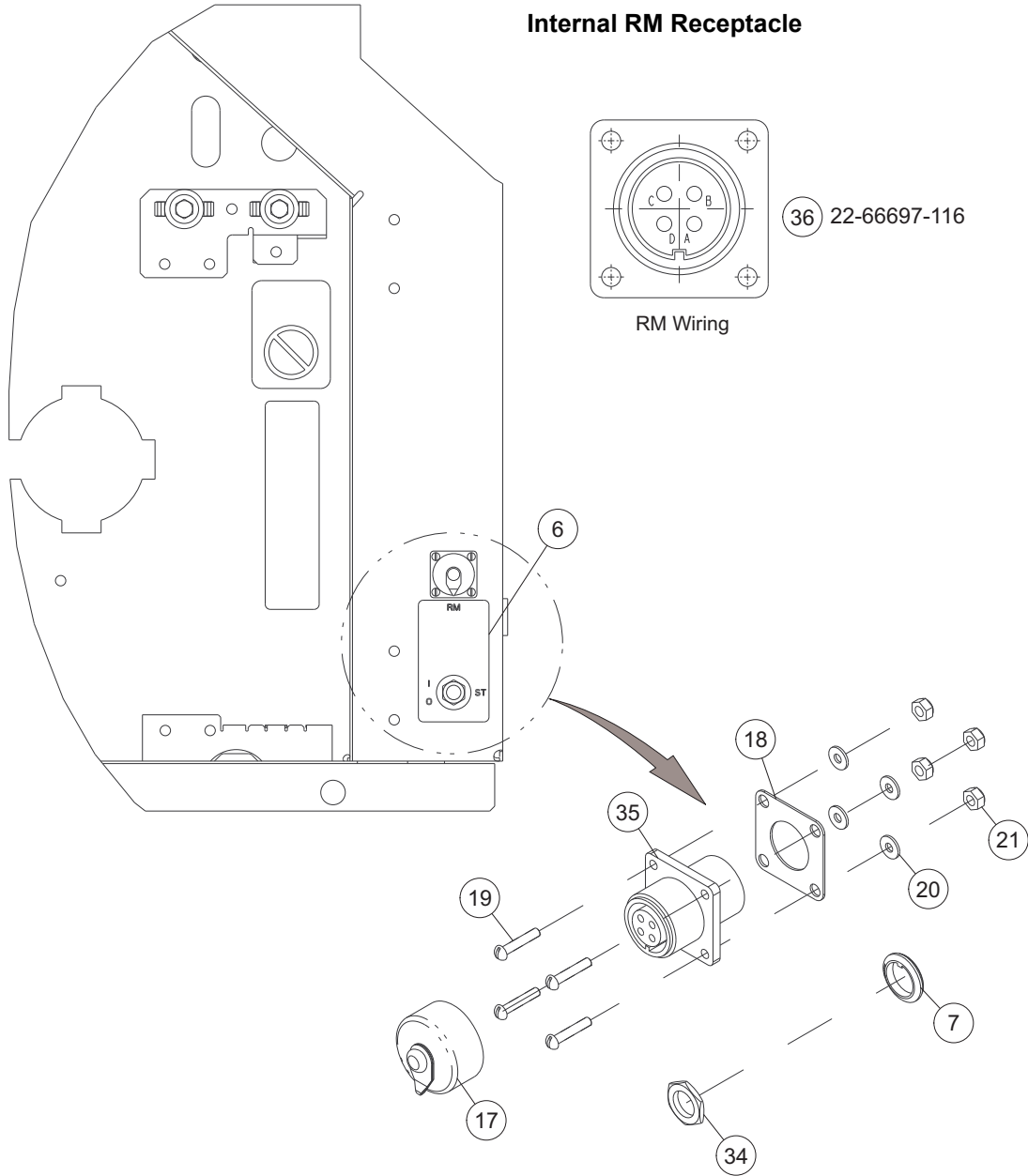
## 21 Panel Kit for Start/Stop (ST) Switch



**Panel Kit for Start/Stop Switch**

Item	Part Number	Description	Qty
6	62-11731-00	Label, ST / Switch	1
7	66-U---1--9752	Seal	1
34	10-01129-20	Nut, Hex 15/32-32	1

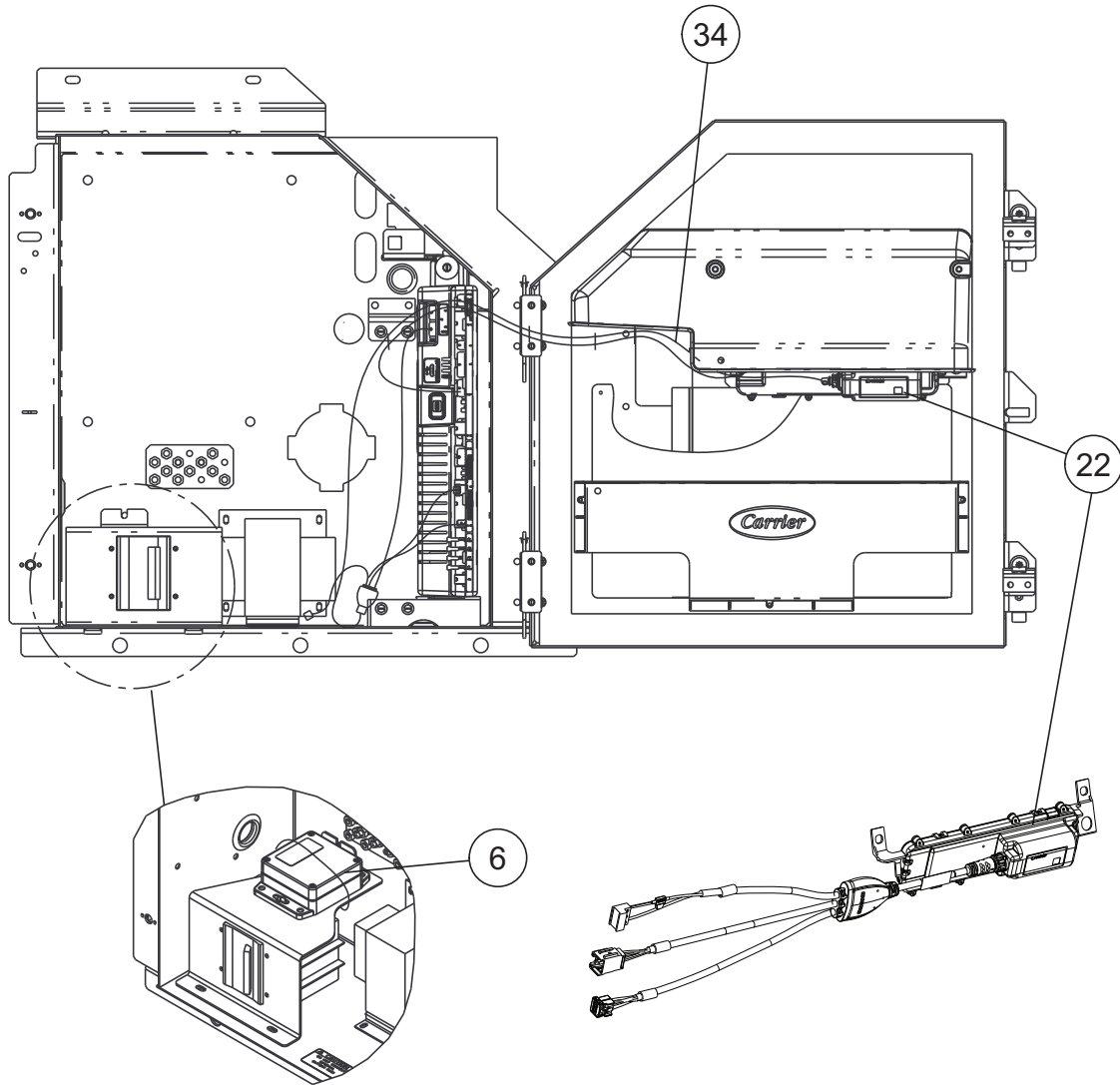
## 21 Panel Kit for Start/Stop (ST) Switch



**Panel Kit for Start/Stop Switch (Internal RM Receptacle)**

Item	Part Number	Description	Qty
6	62-11731-02	Label, ST / Switch	1
7	66-U---1--9752	Seal	1
17	22-02341-01	Cap & Tether	1
18	42-66663-00	Gasket	1
19	34-00848-10	Screw #4-40 x 0.625	4
20	66-U---1--5321-6	Washer, Plain	4
21	34-00667-05	Nut, Self Lock #4-40	4
34	10-01129-20	Nut, Hex 15/32-32	1
35	22-01604-00	Receptacle	1
36	22-66697-116	Wire Assembly	1

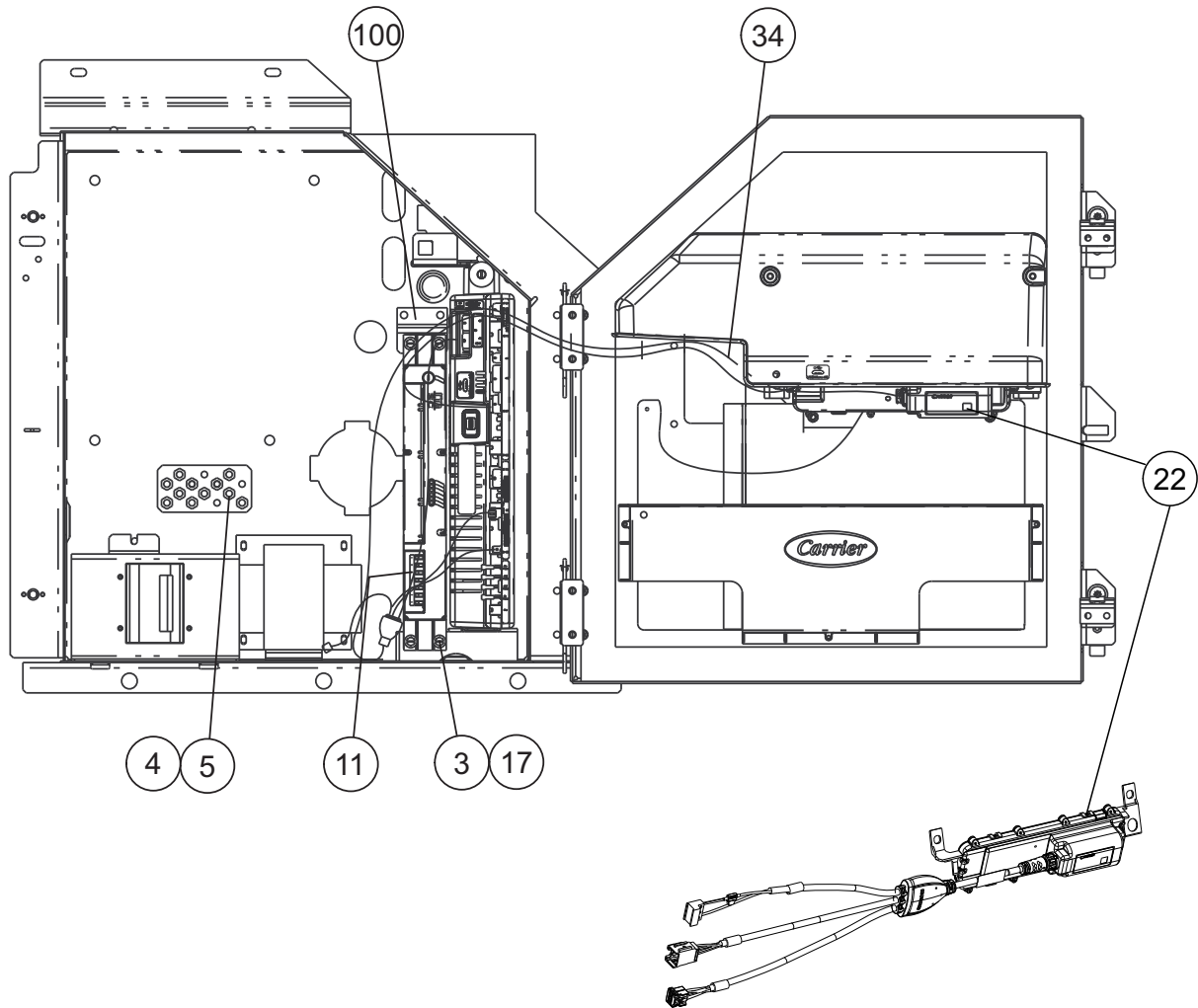
## 22 Remote Monitoring Unit (RMU) Kit



Item	Part Number	Description	Qty
<b>Lynx Fleet</b>			
6	76-00982-00	Door Sensor Install Kit (optional)	1
	76-00947-02	Telematics Module Service Kit - Includes:	1
22	12-00842-03	Telematics Module	1
34	12-00842-04	Telematics Harness	1
	76-00947-10	Telematics Module Service Kit - Includes:	1
22	12-00842-08	Telematics Module	1
34	12-00842-04	Telematics Harness	1
	76-00947-11	Telematics Module Service Kit - Includes:	1
22	12-00842-09	Telematics Module	1
34	12-00842-04	Telematics Harness	1

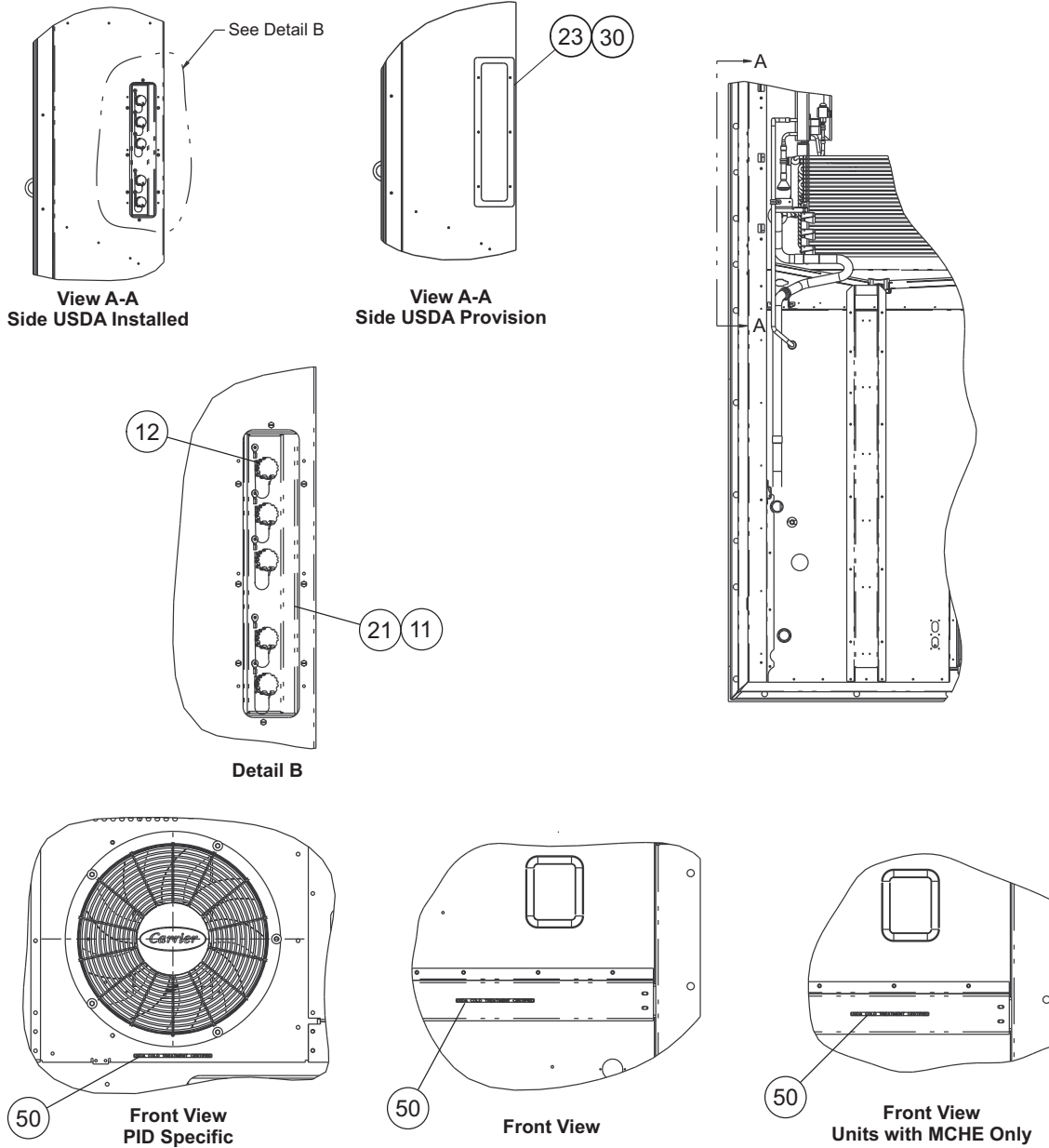


## 22 Remote Monitoring Unit (RMU) Kit



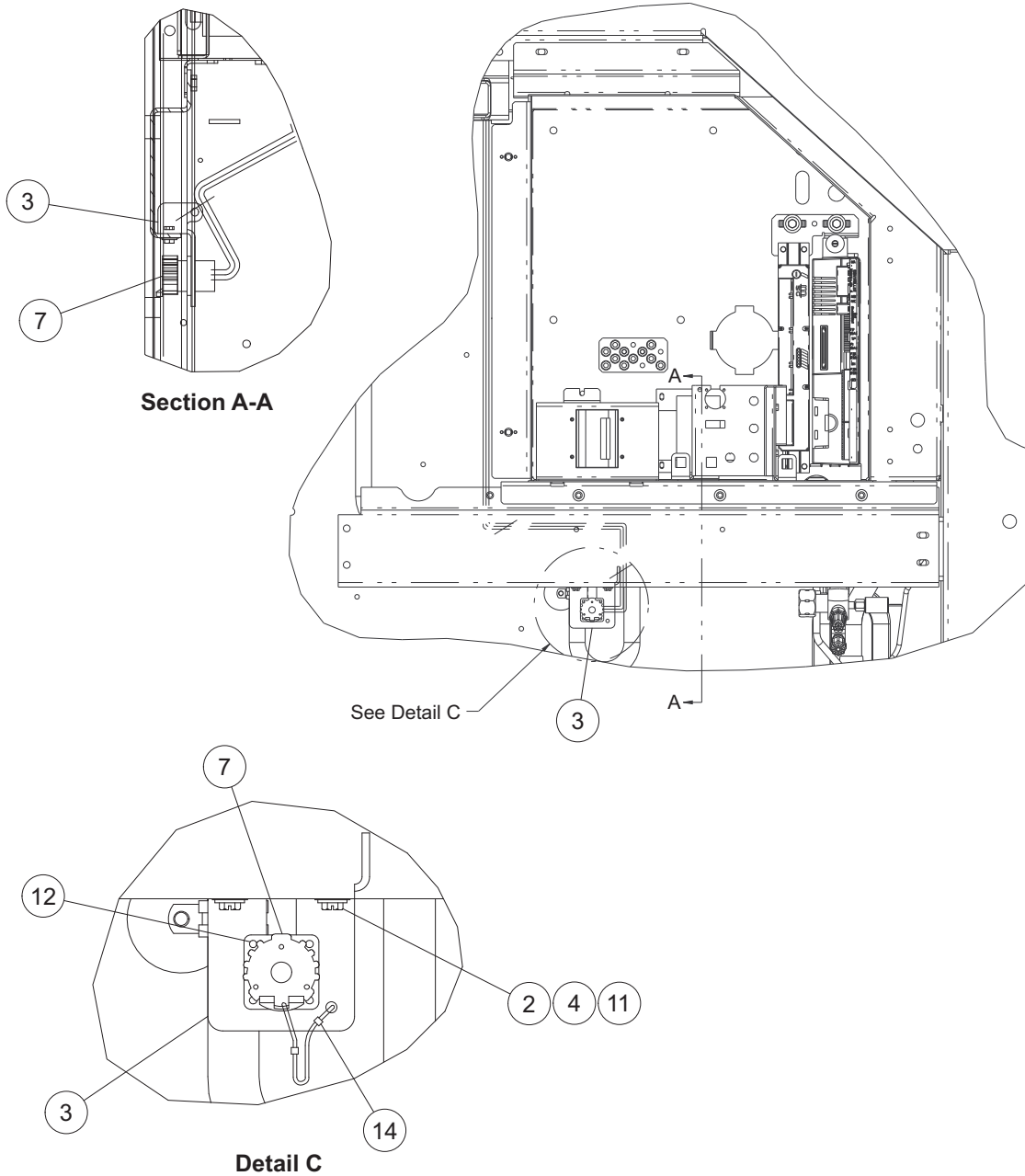
Item	Part Number	Description	Qty
<b>Lynx Fleet with Remote Module</b>			
3	66-U---1--5371-7	Screw, Machine Hex Head #10-24 X 0.500	4
4	--AT--39JA-171	Nut, Hex 43834	2
5	--AU--27JR-171	Washer, Lock 1/4 Ext Tooth	2
11	22-66697-23	Wire Assembly	1
17	66-U---1--5321-8	Washer, Plain #10 Type A	4
	76-00947-02	Telematics Module Service Kit - Includes:	1
22	12-00842-03	Telematics Module	1
34	12-00842-04	Telematics Harness	1
	76-00947-10	Telematics Module Service Kit - Includes:	1
22	12-00842-08	Telematics Module	1
34	12-00842-04	Telematics Harness	1
	76-00947-11	Telematics Module Service Kit - Includes:	1
22	12-00842-09	Telematics Module	1
34	12-00842-04	Telematics Harness	1
100	12-00573-03SV	RMU Communication Module	1

# 23 USDA



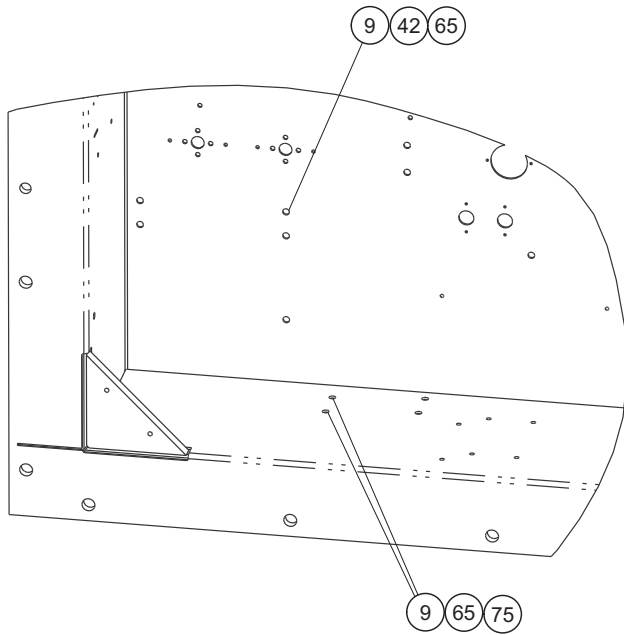
Item	Part Number	Description	Qty
<b>USDA Installed</b>			
NS	12-50089-02PK4	USDA Sensor, 4 Pack	1
11	66-U---1--5371-7	Screw, Machine Hex Head, #10-24 X 0.500 Slotted	8
12	34-06142-00	Rivet, 0.110 Diameter	20
21	79-66775-00	Panel Assembly - Includes:	1
	79-66743-00	Cord Assembly, 3 pin, USDA probes	4
	79-66743-01	Cord Assembly, 5 pin, cargo probe	1
50	62-11275-00	Label, USDA Cold Treatment Certified (Optional)	1
<b>USDA Provision</b>			
23	34-00928-07	Rivet, Blind 0.156 Diameter	6
30	68-17428-00	Plate	1

## 24 Interrogator Connector Front

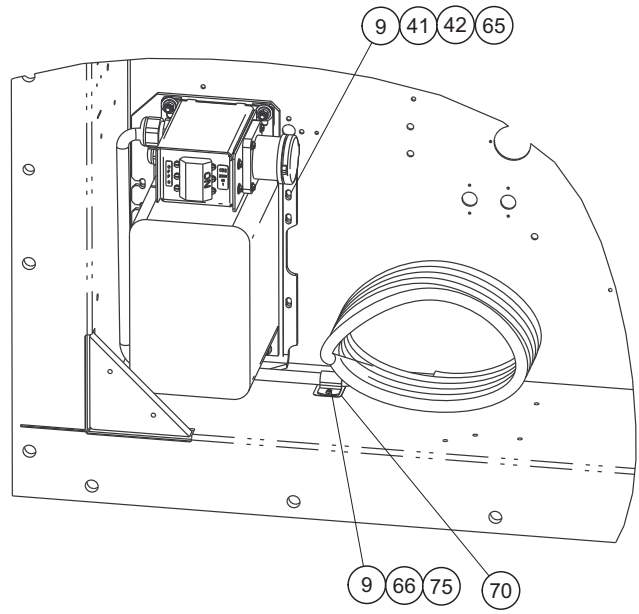


Item	Part Number	Description	Qty
2	66-U---1--5321-8	Washer, Plain #10 Type A	2
3	68-17021-00	Bracket	1
4	66-U---1--5371-7	Screw, Machine Hex Head #10-24 X 0.500	2
7	79-66743-02	Cord Assembly	1
11	34-06053-05	Washer 0.205 ID X 0.600 OD	2
12	34-06142-00	Rivet	4
14	22-66798-00	Connector	1

## 25 Auto Transformer Module with Circuit Breaker



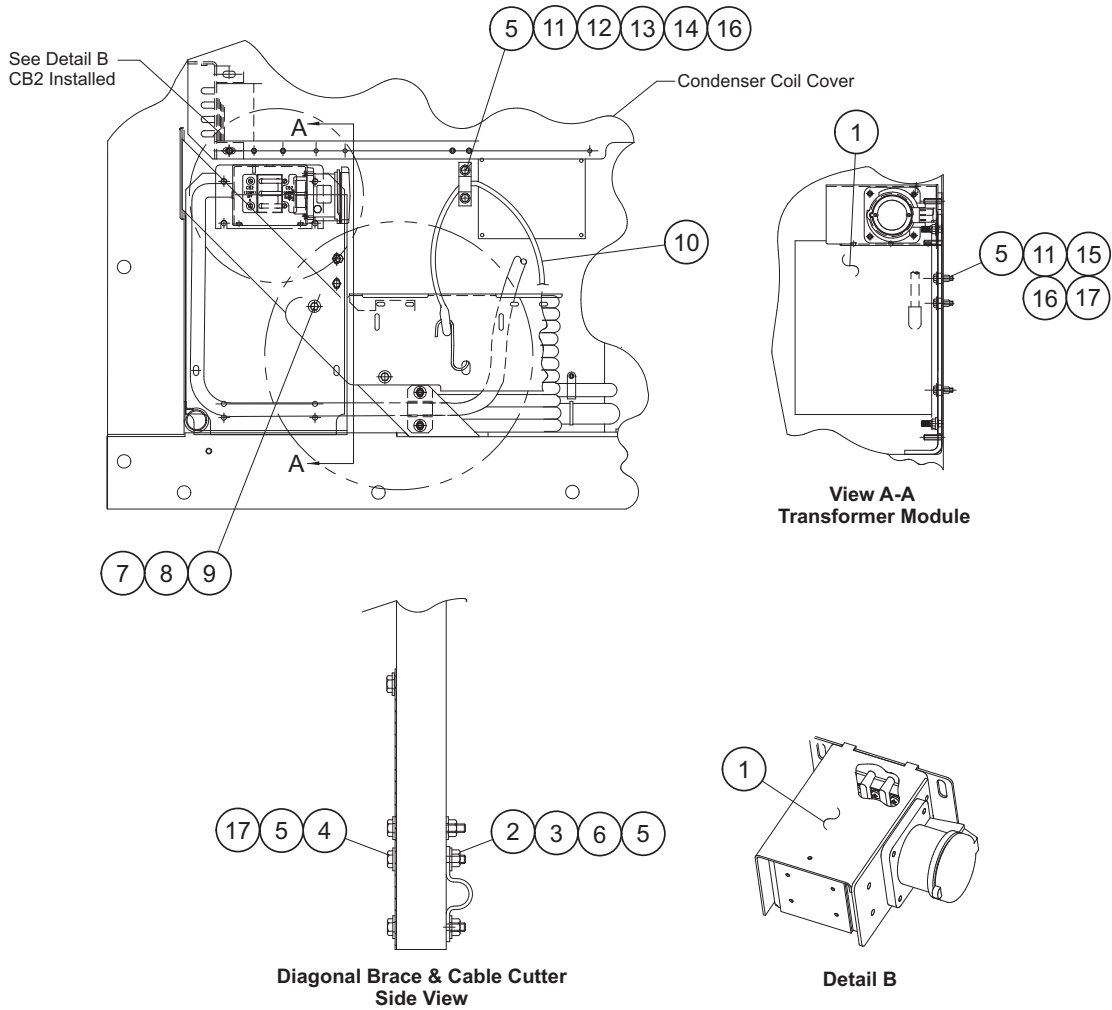
Transformer Provision



Transformer Installed

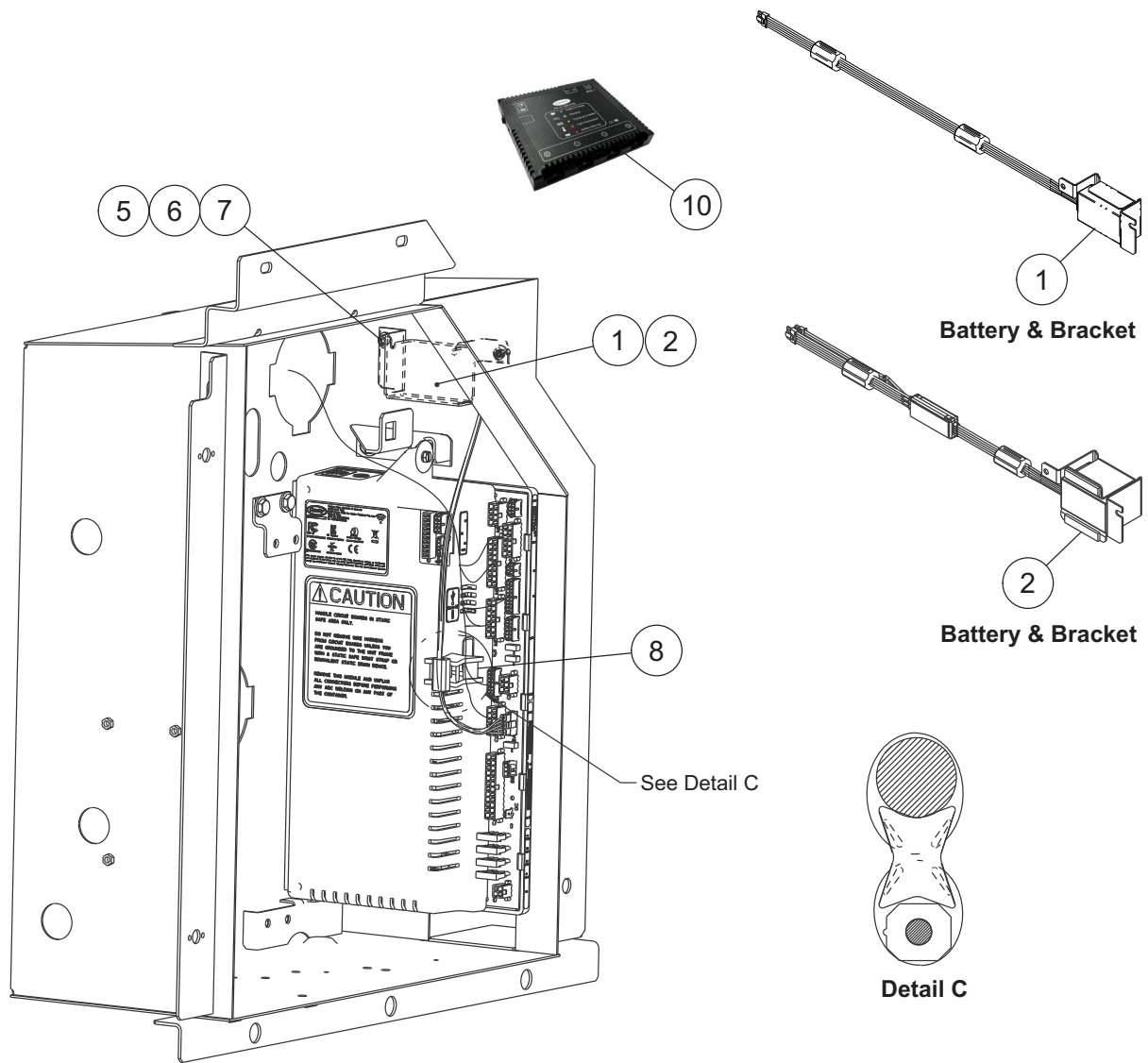
Item	Part Number	Description	Qty
<b>Transformer Provision</b>			
9	66-U---1--5321-7	Washer, Plain	7
42	--AA--06JA-170	Screw, Cap Hxhd	5
65	34-06053-00	Washer	7
75	66-U---1--5361-25	Screw, Cap Hxhd	2
<b>Transformer Installed with CB2</b>			
9	66-U---1--5321-7	Washer, Plain	8
41	76-00670-01	Transformer Kit (See Assembly on following page)	1
42	--AA--06JA-170	Screw, Cap Hxhd	6
65	34-06053-00	Washer	6
66	68-14456-02	Cable Clamp	1
70	58-04026-07	Protector	1
75	66-U---1--5361-25	Screw, Cap Hxhd	2

## 25 Auto Transformer Module with Circuit Breaker



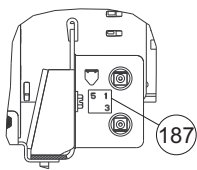
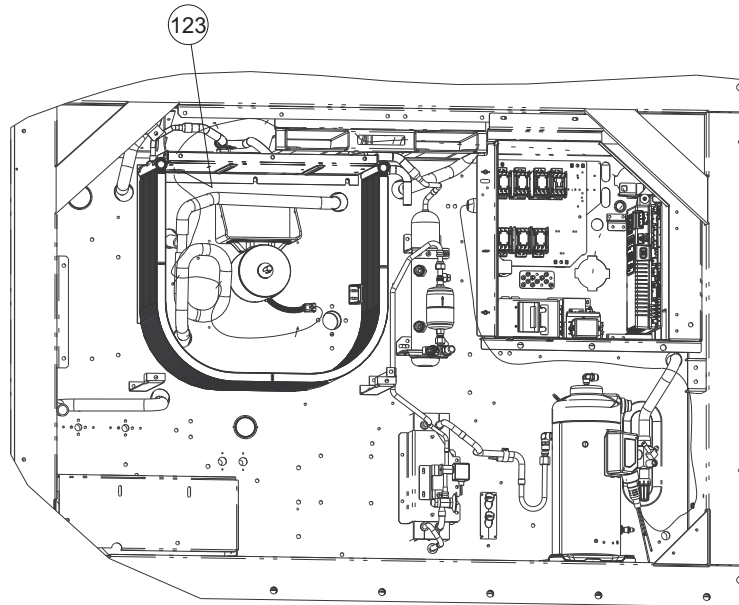
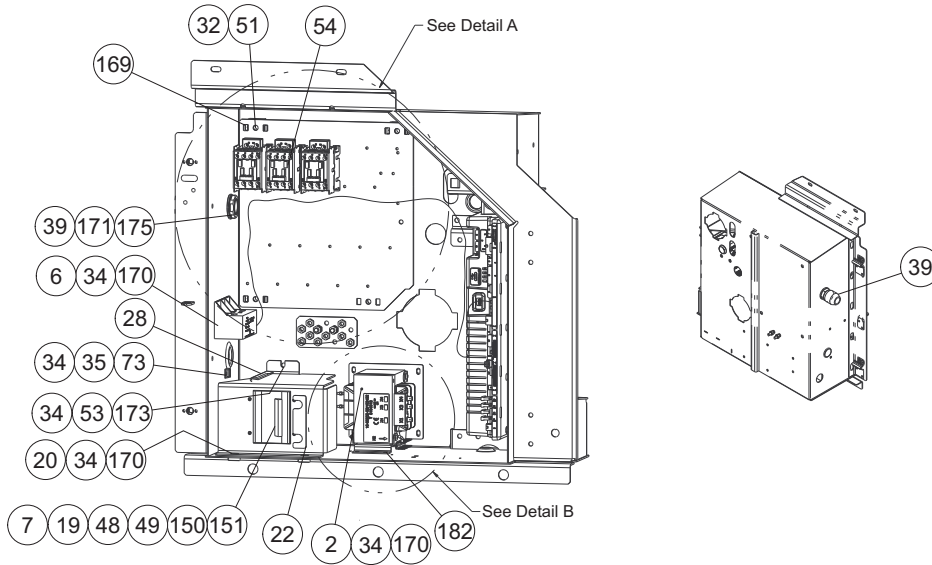
Item	Part Number	Description	Qty
	76-00670-01	Transformer Kit - Includes:	1
1	76-66650-02	Transformer Kit	1
2	68-14456-02	Cable Clamp	1
3	58-04026-07	Protector	1
4	66-U---1--5361-11	Screw, Cap Hxhd	2
5	66-U---1--5321-7	Washer, Plain	11
6	34-00667-11	Nut, Self Lock	2
7	66-U---1--5321-4	Washer, Plain	1
8	66-U---1--5361-39	Screw, Cap Hxhd	1
9	34-06053-02	Washer	1
10	66-U---1--2603	Strap, Tie Down	1
11	34-06051-36	Rivnut	7
12	34-06053-03	Washer	2
13	69NT--35--5992	Strap	1
14	66-U---1--5361-25	Screw, Cap Hxhd	2
15	--AA--06JA-170	Screw, Cap Hxhd	5
16	34-00663-11	Washer, Lock	7
17	34-06053-00	Washer	7

## 26 Controller Battery Kit

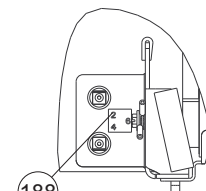
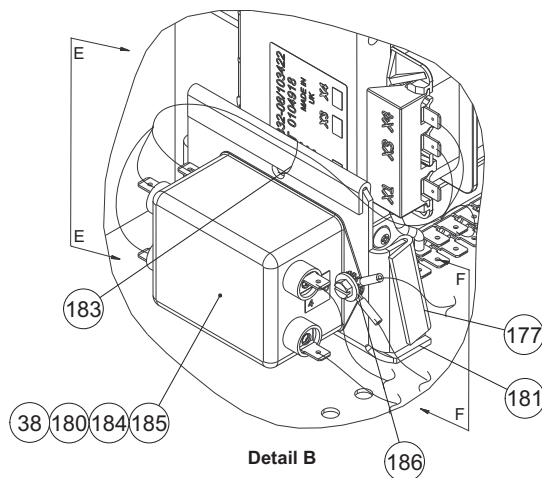


Item	Part Number	Description	Qty
1	79-66081-21	Battery Rechargeable Pack and Bracket (Standard)	1
2	79-66085-21	Battery Rechargeable Pack and Bracket (Customer Specific)	1
5	34-06251-01	Screw, Button HD	2
6	34-00663-09	Washer, Lock	2
7	66-U-1---1--5321-8	Washer, Plain	2
8	58-05169-00	Spacer	1
10	07-00614-00	Smart Battery Charger	1

# 27 Wiring Kit

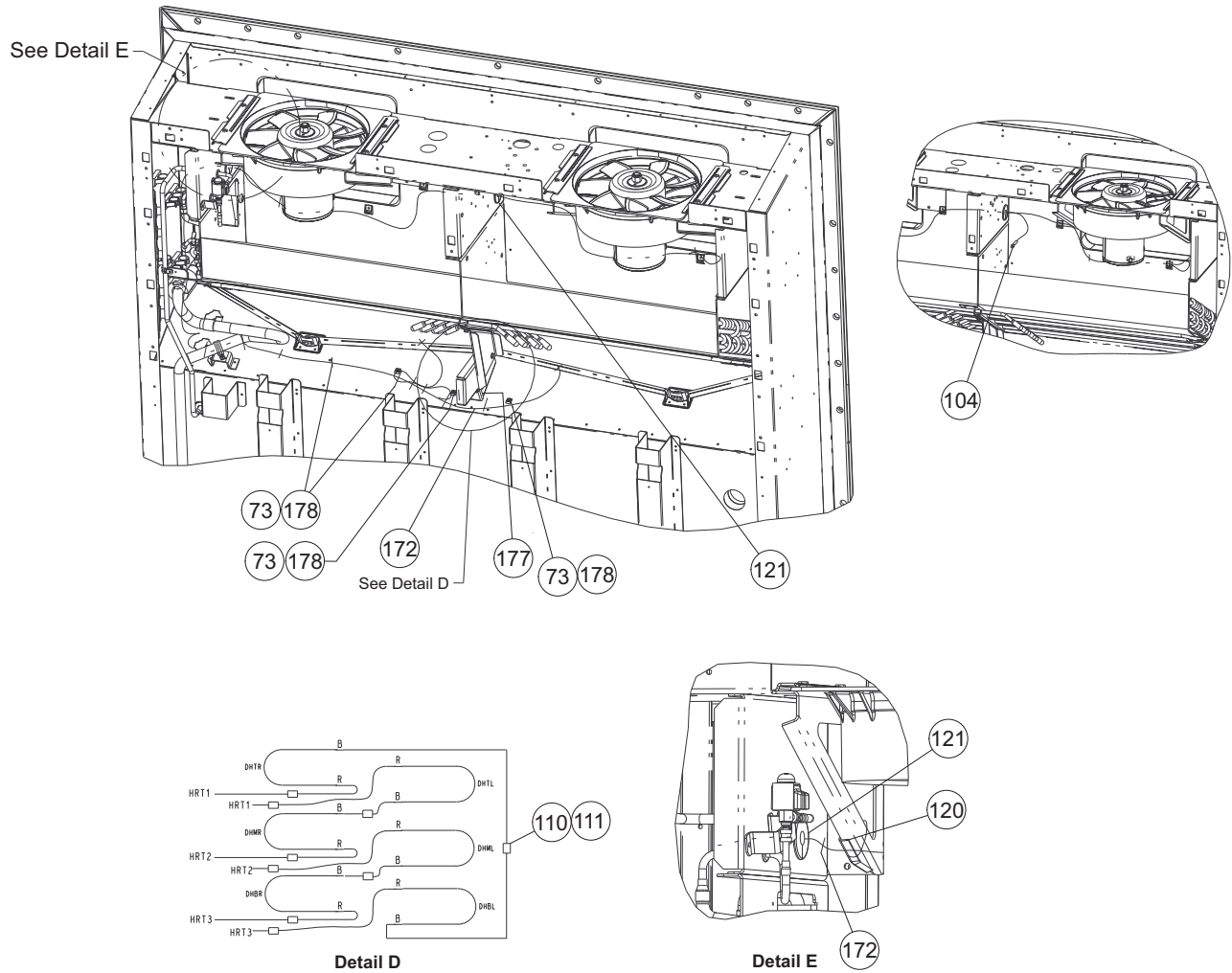


View E-E



View F-F

## 27 Wiring Kit

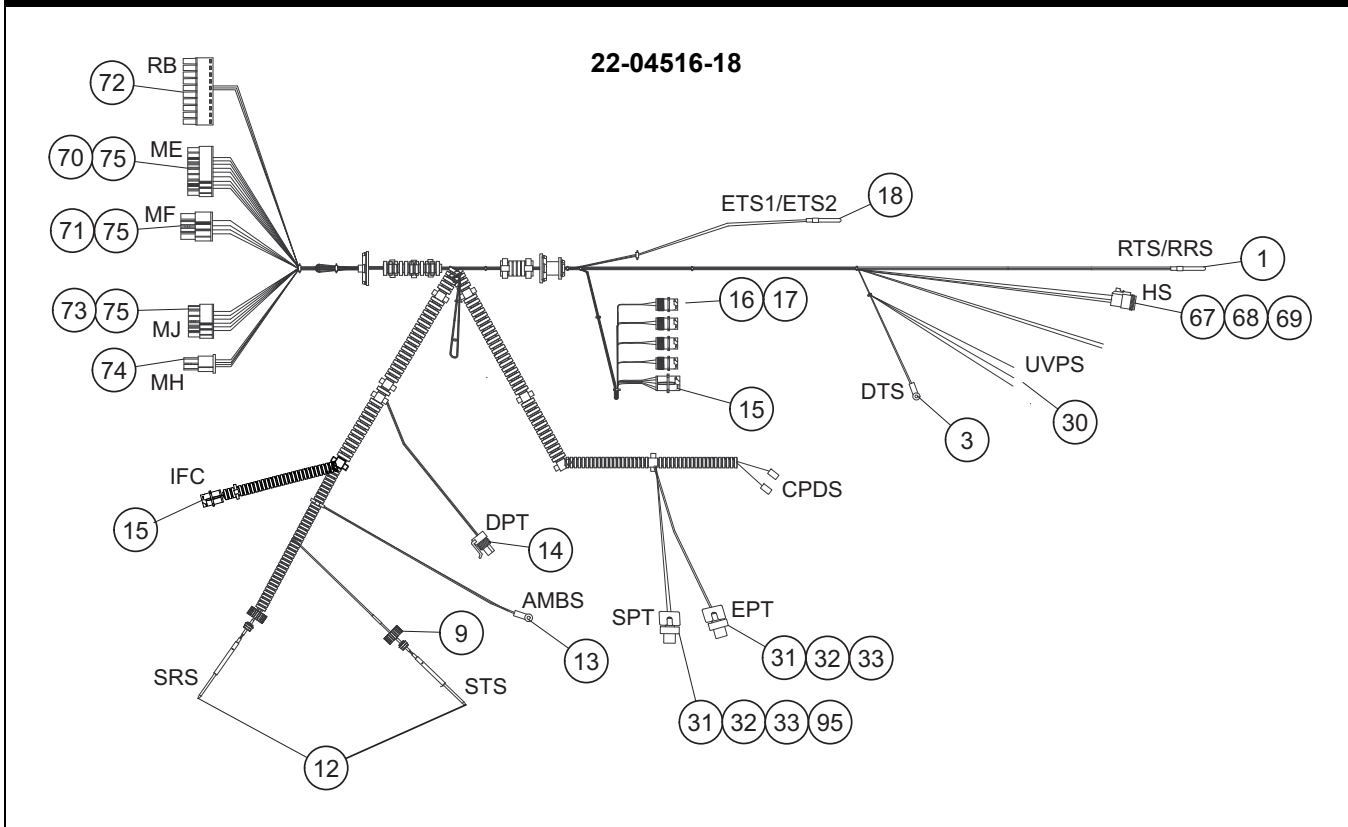


Item	Part Number	Description	Qty
2	10-00332-21SV	Transformer, Control	1
6	10-00439-03	Transformer, Current Sensing	1
7	22-66697-25	Wire Assembly	1
19	66-U---1--7842-12	Circuit Breaker (CB1)	1
20	68-17405-00	Bracket	1
22	69NT--35--9073-1	Label CB1	1
28	66CH---1--1172-28	Trim, Flexible	1
32	34-00655-08	Screw, Cap Hex Head 1/4-20 X 1.00	4
34	66-U---1--5371-7	Screw, Machine Hex Head #10-24 X 0.500	10
35	34-00663-09	Washer, Lock #10 Spring	1
39	66-U---1--7352-3	Connector Straight	1
48	66-U---1--6651-19	Screw, Machine Pan Head #6-32	4
49	34-00663-07	Washer, Lock #6 Spring	4
51	66-U---1--5321-7	Washer, Plain 1/4 W Type A	4



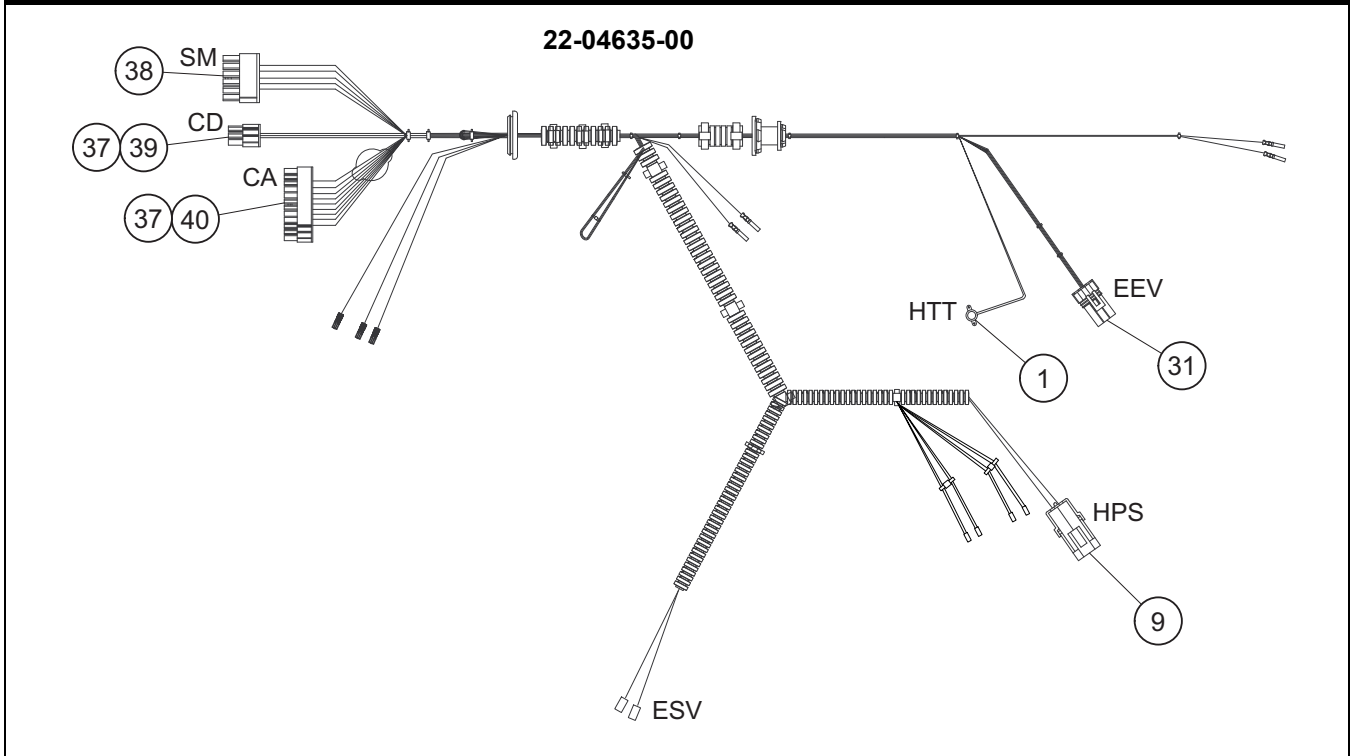
<b>27 Wiring Kit</b>			
53	34-06053-13	Washer	1
54	10-00431-11	Cover Contactor	2
73	58-04246-00	Ty-Rap Base	1
104	34-01178-22	Screw, TC Hex Head	1
110	66-U---1--3803	Tube, Heat Shrink	9
111	22-01292-02	Butt Splice	9
120	66CH---1--1172-43	Trim, Flexible	1
121	58-04273-00	Grommet	2
123	58-00065-93	Grommet	1
150	66-U---1--7842-6	Nut, Hex	6
151	66-U---1--7842-7	Washer, Flat #10-32	12
169	58-66689-00	Spacer	4
170	66-U---1--5321-8	Washer, Plain #10 Type A	10
171	66-U---1--1251-2	O-Ring 3/4 Hub Sealing	1
172	58-66700-00	Sleeve	2
173	69NT--35--2692-4	Washer, Fender	1
175	34-06136-01	Nut, Lock	1
177	66CH---1--1172-34	Trim, Flexible	2
178	34-00928-13	Rivet, Blind	4
180	10-00526-00	Power Filter	1
181	86-05343-00	Bracket	1
182	66-U---1--5371-6	Screw, Mach HxHd	2
183	66CH---1--1172-24	Trim, Flexible	1
184	66-U---1--5371	Screw, Mach HxHd	2
185	66-U---1--5321-2	Washer, Plain	2
186	34-06354-00	Washer, Lock	2
187	62-10530-47	Label	1
188	62-10530-48	Label	1

## 28 Wire Harness, Low Voltage



Item	Part Number	Description	Qty
	22-04516-18	Low Voltage Harness, VPS Provision:	
1	12-00500-01SV	Thermistor (RTS / RRS)	1
3	12-00495-02SV	Thermistor (DTS)	1
9	58-04277-00	Cap	2
12	12-00395-01SV	Sensor (STS / SRS)	2
13	12-00495-02SV	Thermistor (AMBS)	1
14	22-02448-02	Connector, Fem (DPT)	1
15	22-01660-14	Receptacle	2
16	22-01660-12	Receptacle	4
17	22-01614-06	Plug	7
18	12-00500-01SV	Thermistor (ETS1 / ETS2)	1
30	66-U---1--8292-1	Cap, Insulating	4
31	22-01944-00	Receptacle	2
32	22-01944-05	Cap	2
33	22-01944-10	Gasket	2
67	22-01613-06	Plug	1
68	22-01613-07	Lock, Secondary	1
69	22-01613-13	Contact	6
70	22-04418-06	Connector (ME)	1
71	22-04418-02	Connector (MF)	1
72	22-04477-00	Connector (RB)	1
73	22-04418-04	Connector (MJ)	1
74	22-04419-00	Connector (MH)	1
75	22-04418-12	Terminal	14
95	76-00816-00	Pressure Transducer Kit (SPT / EPT)	2

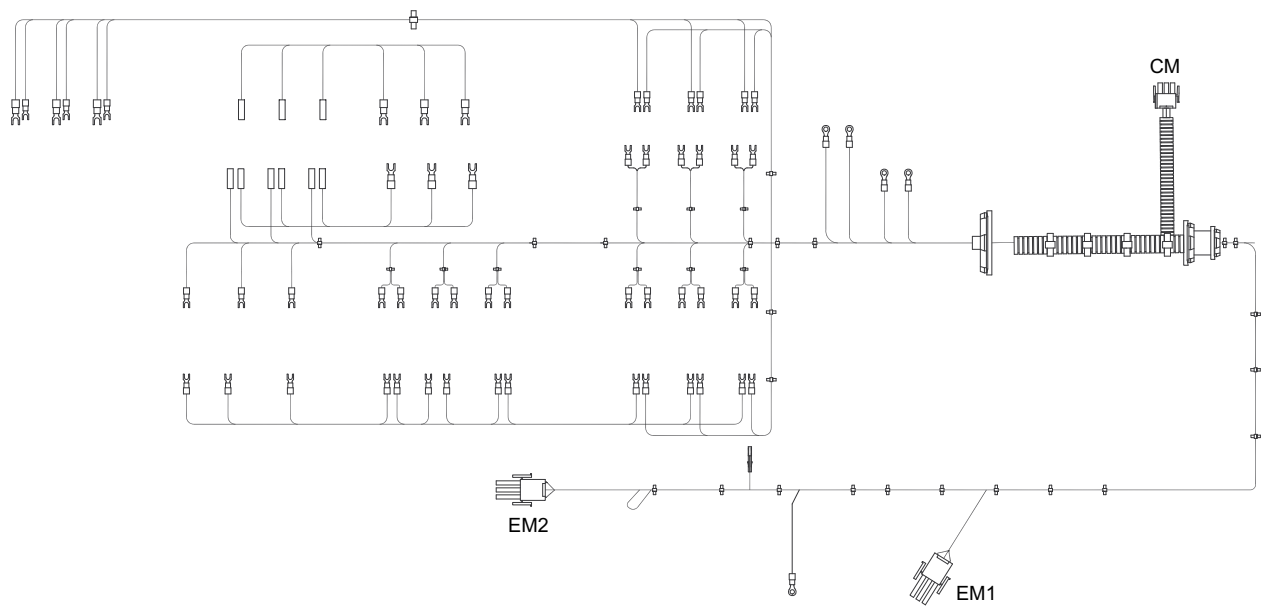
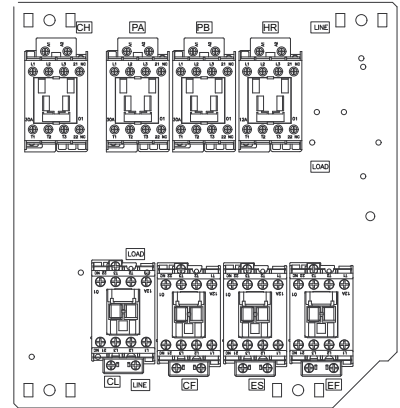
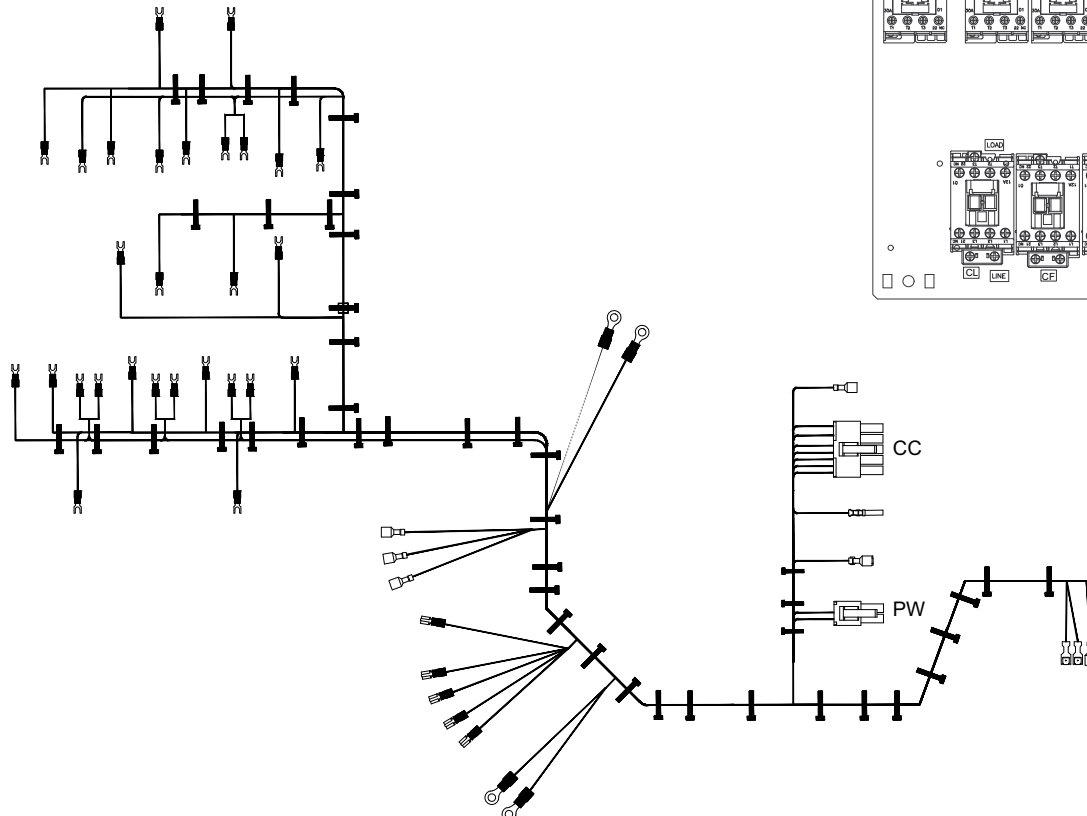
## 28 Wire Harness, Low Voltage



Item	Part Number	Description	Qty
	22-04635-00	Low Volt Harness (Switch):	
1	76-66705-00	Thermostat (HTT), Service Kit	1
9	22-02392-00	Connector, Male (HPS)	1
31	22-01835-00	Connector (EEV)	1
37	22-04418-12	Terminal	2
38	22-04419-04	Connector (SM)	1
39	22-04418-01	Connector (CD)	1
40	22-04418-09	Connector (CA)	1

# 29 Wire Harness, High Voltage

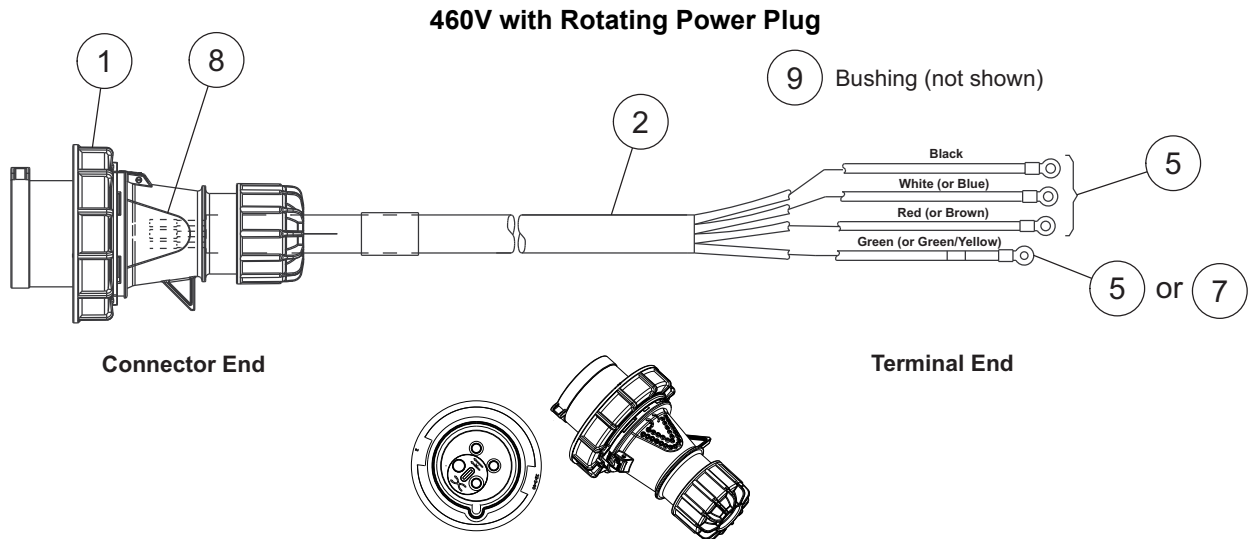
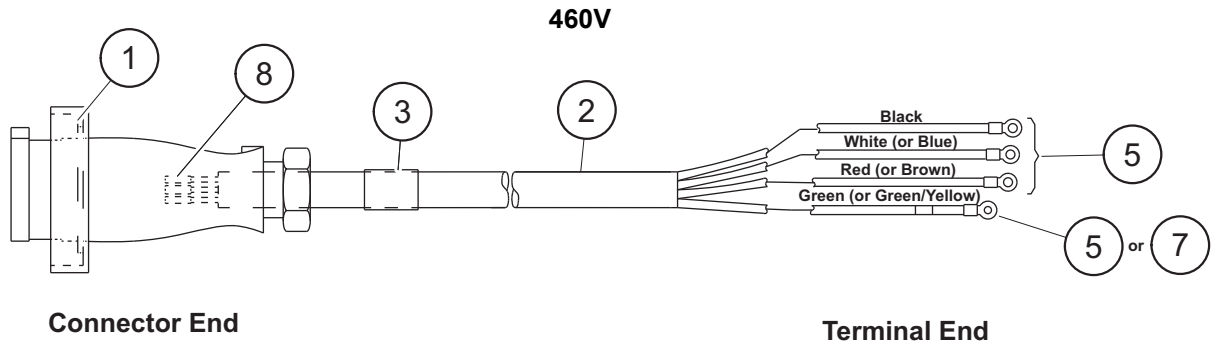
91-00519-00



**29 Wire Harness, High Voltage**

<b>Item</b>	<b>Part Number</b>	<b>Description</b>	<b>Qty</b>
	91-00519-00	Wire Harness, High Voltage - Includes:	
1	68-17783-00	Panel, Control Box	1
3	10-00431-00	Contactor, 12 Amp: CH, PA, PB, HR, AC	5
4	10-00431-10	Contactor, 30 Amp: CF, ES, EF	3
18	34-06243-00	Screw	A/R
20	58-04316-00	Base, Mounting	A/R
185	22-04548-00	Wire Assembly, White	1
186	22-04547-00	Wire Assembly, Red	1
188	22-66697-113	Wire Assembly, Loose ML5 Filter	1

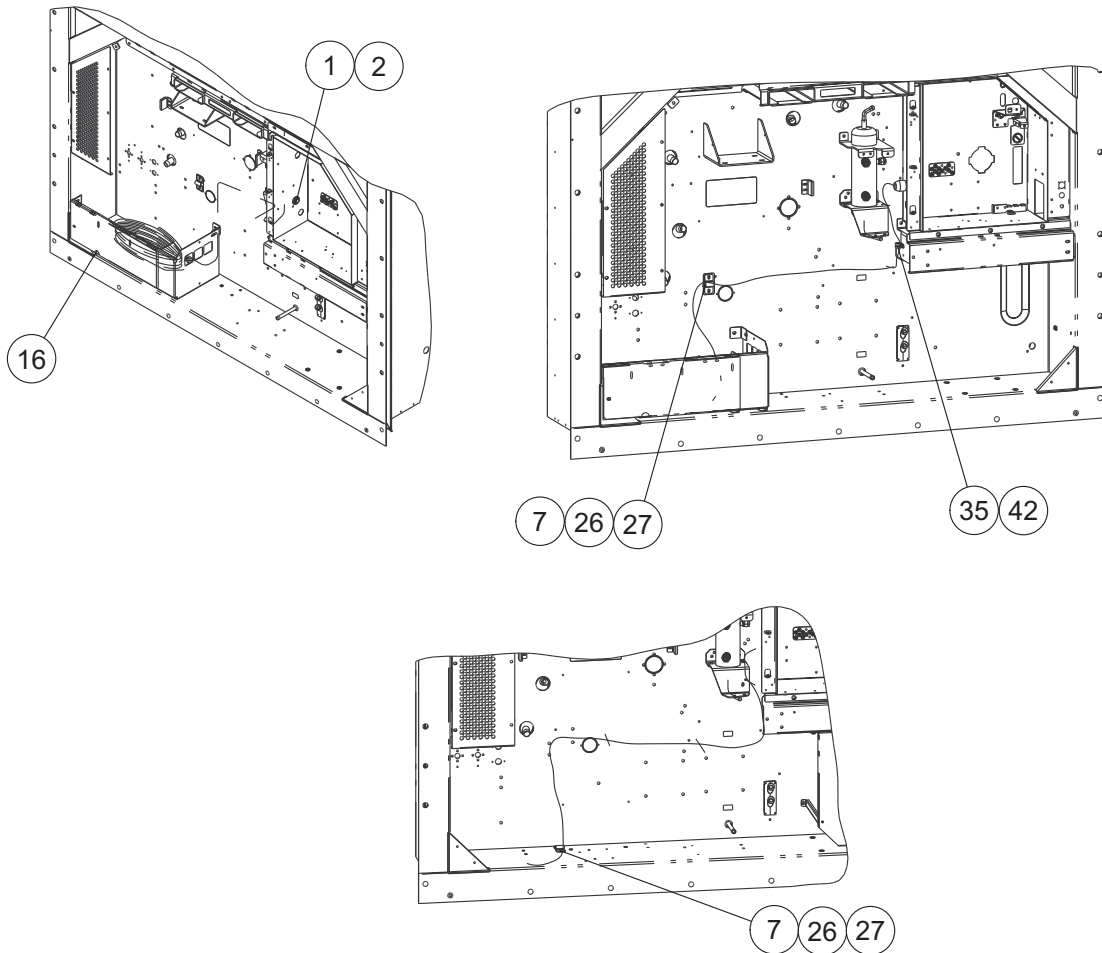
### 30 Cable Assembly - Power Cable and Plug



Item	Part Number	Description	Qty
<b>460V</b>			
	22-50401-00	Power Cable Assembly with 11 Gauge Cable and Plug	1
1	22-02378-00PK10	Power Plug	10pk
2	22-66651-00	Power Cable 460V, 11 Gauge, 4x4	1
	22-66654-00	Power Cable 460V, 10 Gauge, 5x5	
3	66-U---1--2583	Tube, Heat Shrink	1
5	22-00119-03	Terminal	3
7	22-00119-04	Terminal, Ring	1
8	22-02324-01	Bushing	4
<b>460V with Rotating Power Plug</b>			
1	22-66736-00PK10	Power Plug, Rotating	1
2	22-66651-00	Power Cable 460V, 11 Gauge, 4x4	1
	22-66654-00	Power Cable 460V, 10 Gauge, 5x5	1
5	22-00119-03	Terminal	3
7	22-00119-04	Terminal, Ring	1
8	22-02324-01	Bushing	3
9	22-02324-11	Bushing	1



## 31 Cable Kit

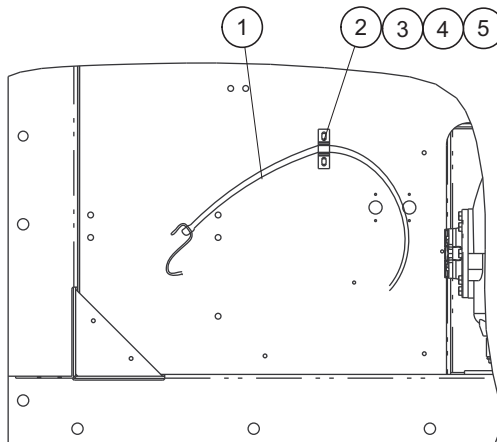
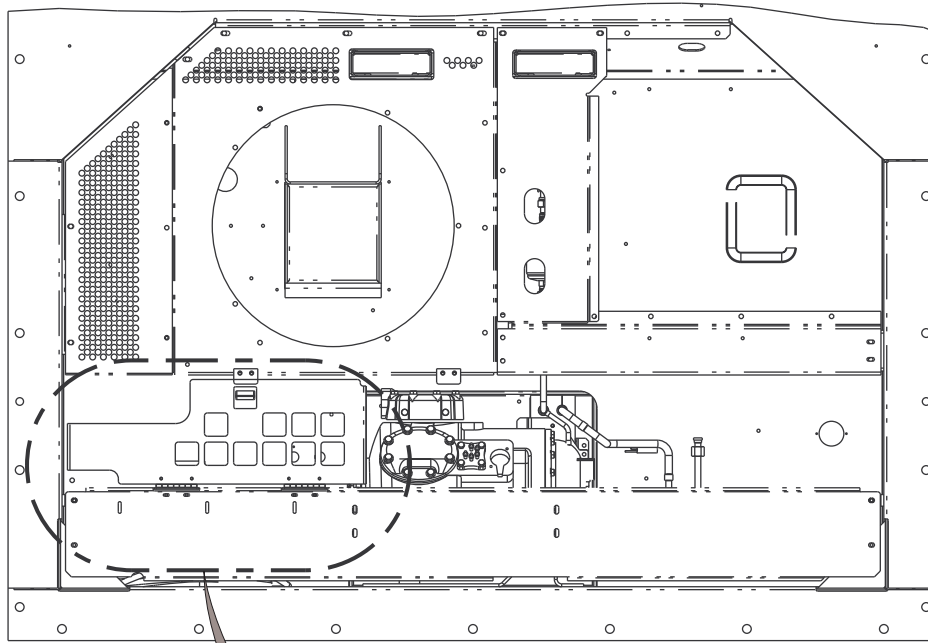


Units with EverFRESH & DVM Only

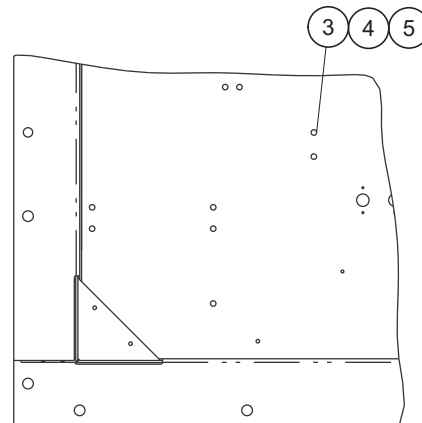
Item	Part Number	Description	Qty
1	22-66794-00	Nut	1
2	22-66793-00	Gland	1
7	68-14456-01	Cable Clamp	1
16	68-17131-00	Cable Guard	1
26	66-U---1--5361-25	Screw, Cap Hex Head 1/4-20 X 0.75	2
27	66-U---1--5321-7	Washer, Plain 1/4 W Type A	2
35	66-U---1--5371-6	Screw, Mach Hex Head #10-24 x 0.75	1
42	34-00663-09	Washer, Lock	1



## 32 Cable Restraint Components



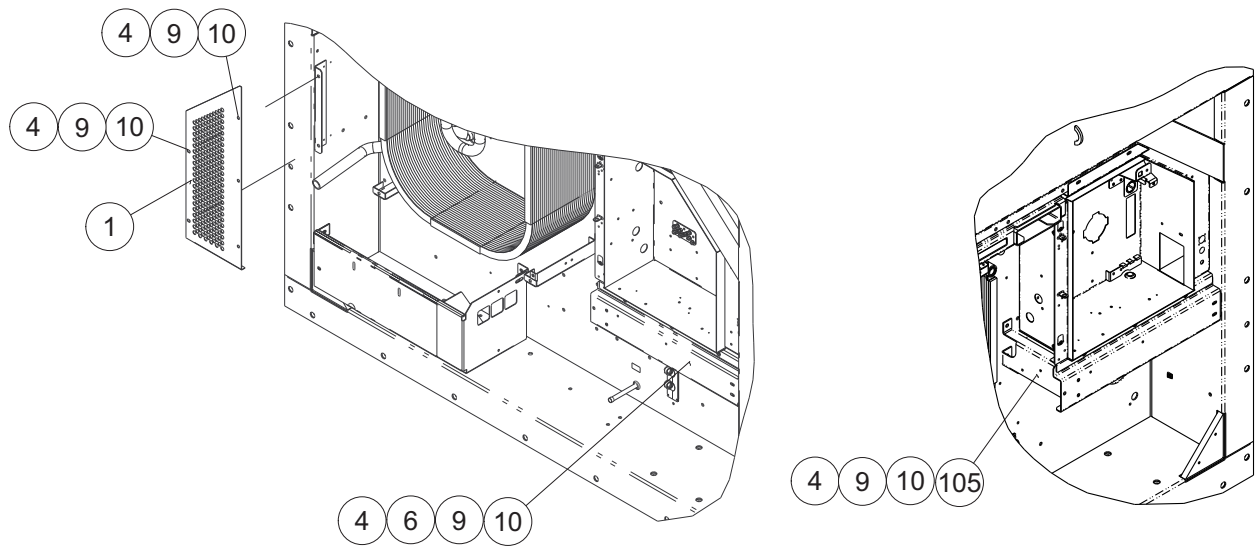
Left Bungy Cord Cable Restraint



Provision For Cable Restraint

Item	Part Number	Description	Qty
<b>Bungy Cord</b>			
1	66-U---1--2603	Strap. Tie Down	1
2	69NT--35--5992	Strap	1
3	66-U---1--5361-25	Screw, Cap Hxhd	2
4	66-U---1--5321-7	Washer, Plain	2
5	34-06053-03	Washer	2
<b>Provision</b>			
3	66-U---1--5361-25	Screw, Cap Hxhd	2
4	66-U---1--5321-7	Washer, Plain	2
5	34-06053-03	Washer	2

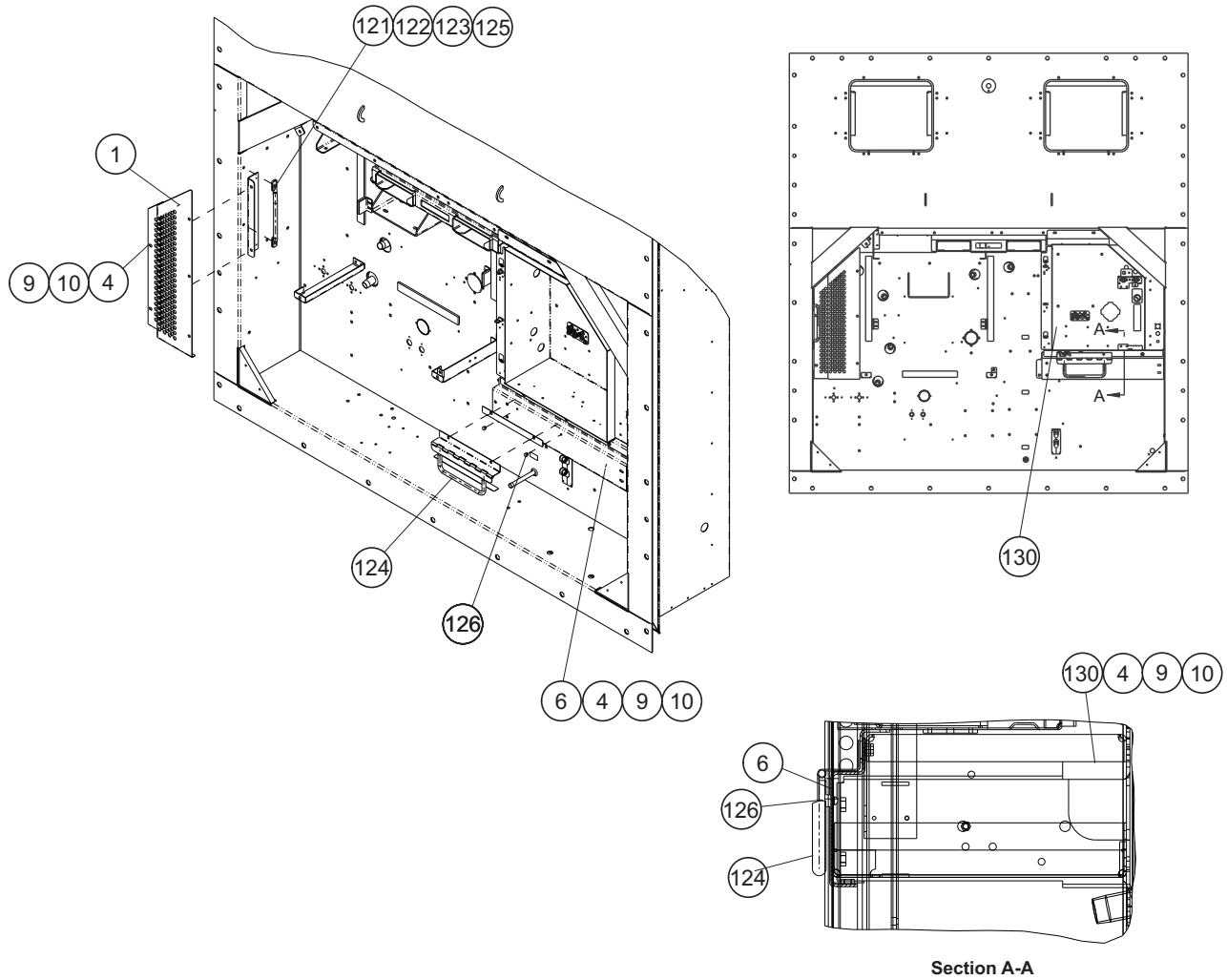
### 33 Handle Kit



#### Units without Handles

Item	Part Number	Description	Qty
1	68-17037-00	Panel	1
4	66-U---1--5361-25	Screw, Cap Hex Head 1/4-20 X 0.75	11
6	68-86441-00	Cover	1
9	66-U---1--5321-7	Washer, Plain 1/4 W Type A	11
10	34-06053-00	Washer 0.250 ID X 0.800 OD	11
105	68-86442-00	Bracket	1

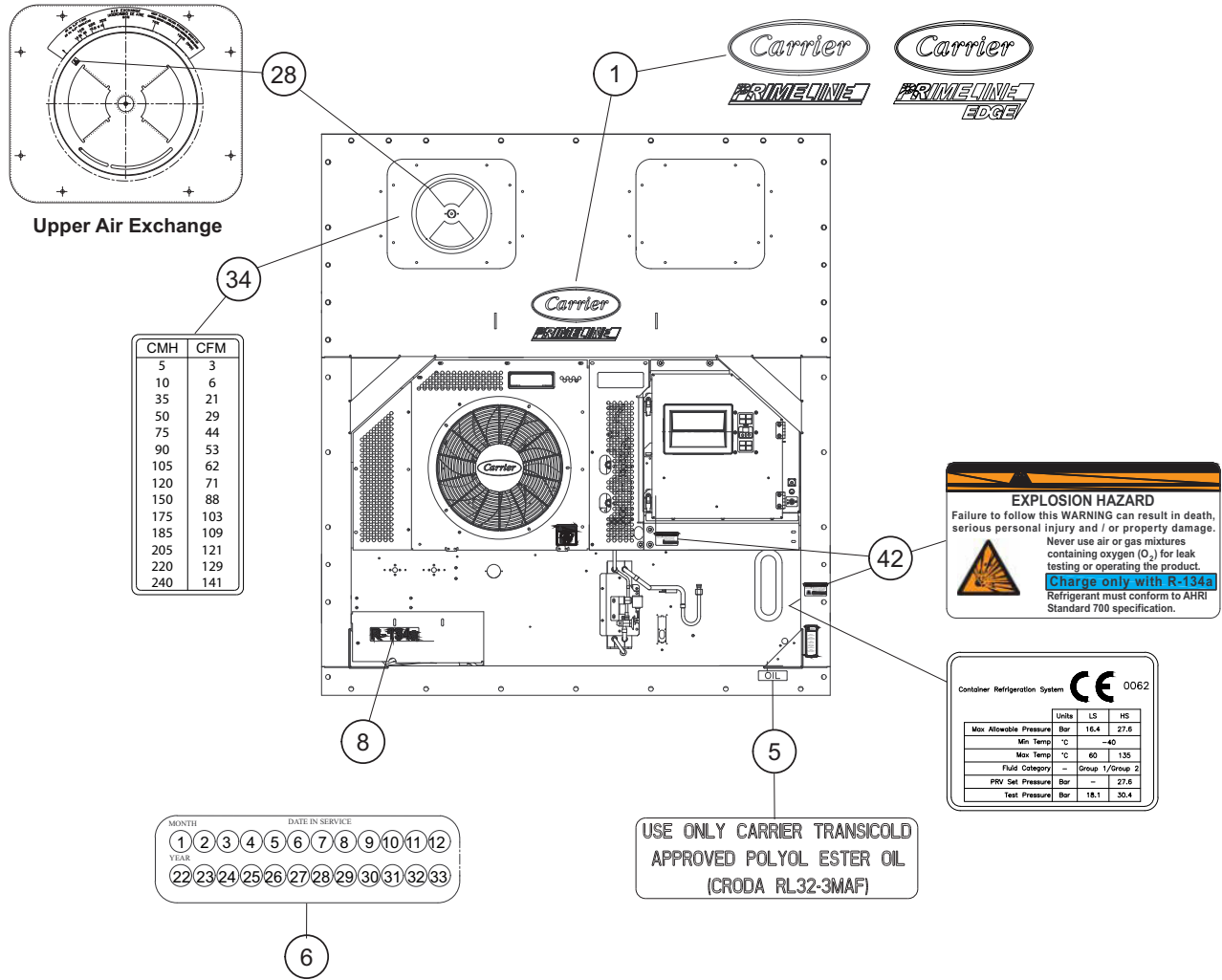
### 33 Handle Kit



#### Units with Handles

Item	Part Number	Description	Qty
1	68-17044-00	Panel	1
4	66-U---1--5361-25	Screw, Cap Hex Head 1/4-20 X 0.75	13
6	68-86441-02	Cover	1
9	66-U---1--5321-7	Washer, Plain 1/4 W Type A	13
10	34-06053-00	Washer 0.250 ID X 0.800 OD	13
105	68-86442-00	Bracket	1
121	69NT--35---8113	Handle	1
122	34-00792-07	Screw, Cap Hxhd	2
123	66-U---1--5331	Washer, Lock	2
124	69NT--40---657-4	Handle Assembly	1
125	34-06053-15	Washer	2
126	58-04480-00	Bumper, Rubber	2
130	86-05078-00	Bracket	1

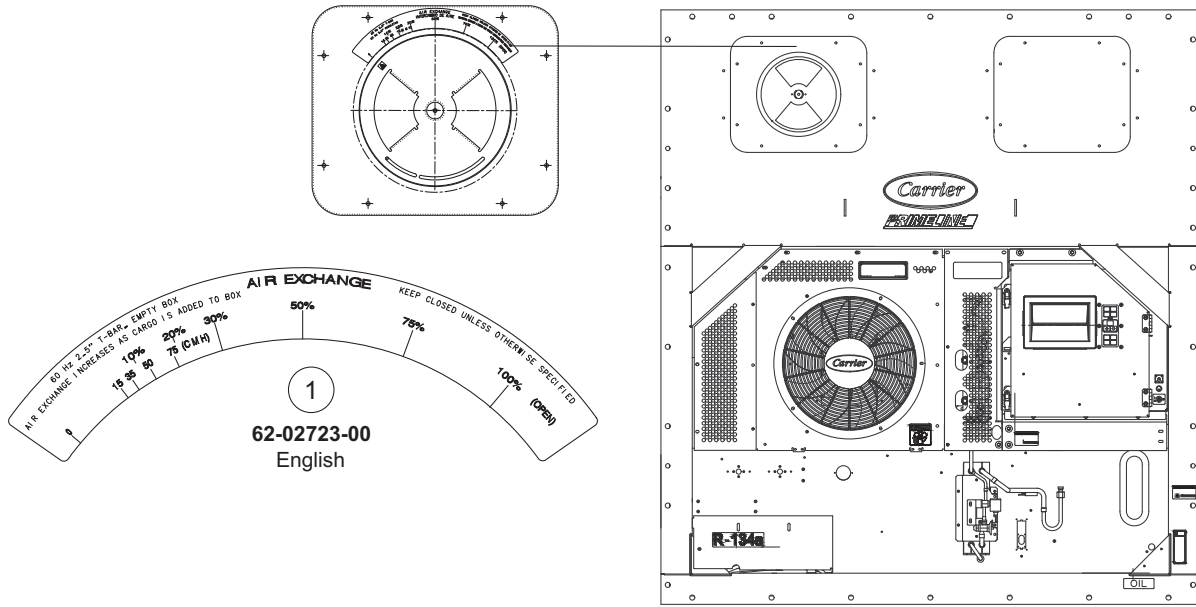
### 34 Labels and Decals



#### Common Labels

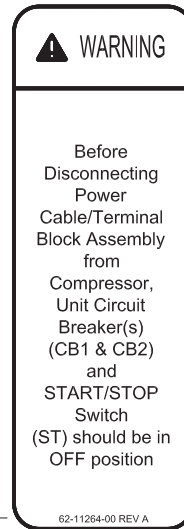
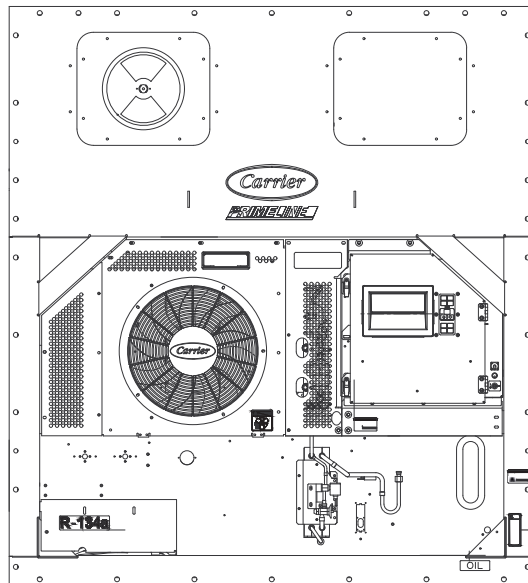
Item	Part Number	Description	Qty
1	62-11424-00	Label, Carrier PrimeLINE	1
	62-11934-00	Label, Carrier PrimeLINE Edge	1
5	62-11263-02	Label, Poe Compressor Oil	1
6	62-66231-00	Label, Date	1
	62-11933-00	Label, R-134A	1
8	62-66253-00	Label, R1234yf	1
	66CH---1--1002-33	Label, ">" Arrow	1
34	62-10926-00	Label, CMH-CFM Conversion	1
42	62-66081-00	Label, Warning Refrigerant (R-134A)	2
	62-66081-05	Label, Warning Refrigerant (R1234yf)	2
43	62-11925-02	Label, CE	1

## 34 Labels and Decals



### Upper Fresh Air Labels

Item	Part Number	Description	Qty
1	62-02723-18	Label, Upper Fresh Air, English	1



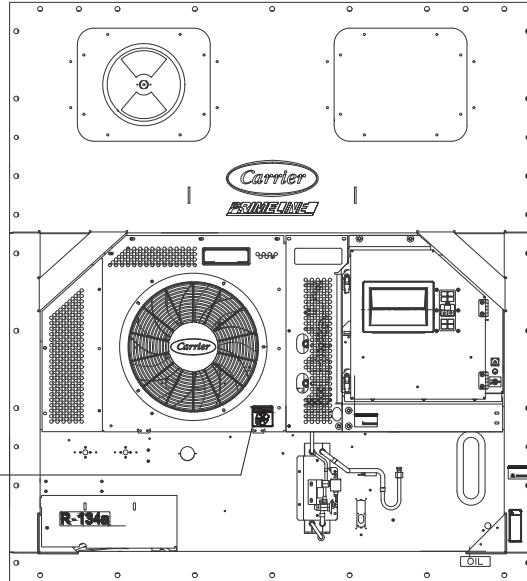
1  
62-11264-00  
English

Item	Part Number	Description	Qty
<b>Compressor Warning Labels</b>			
1	62-11264-00	Label, Compressor Warning, English	1

# 34 Labels and Decals



1  
62-11936-01  
English



## Fan Warning Labels

Item	Part Number	Description	Qty
1	62-11936-01	Label, Fan Warning, English	1

**ELECTRICAL SHOCK HAZARD BEHIND DOOR**

### CONTROLLER CODES

Function Codes  
 C001 Capacity Modulation (%)  
 C003 Compressor Motor Current  
 C004 Line Current Phase A  
 C005 Line Current Phase B  
 C006 Line Current Phase C  
 C007 Mains Power Voltage  
 C008 Mains Power Frequency  
 C009 Ambient Temperature  
 C010 Evaporator Temperature  
 C011 Compressor Discharge Pressure  
 C012 Evaporator / Compressor Suction Pressure  
 C014 Compressor Discharge Pressure  
 C016 Digital Unloader Valve State (On-Off)  
 C017 Relative Humidity (%)  
 C018 Software Revision #  
 C019 Backup Battery Check  
 C020 ConfigMode #  
 C021 Capacity Mode: Standard/Economized  
 C022 Compressor State (On-Off)  
 C023 Evaporator Fan State (High-Low-Off)  
 C025 Compressor Run Time Remaining Until Defrost  
 C026 Defrost Temperature Sensor  
 C027 Defrost Interval (Hours or Automatic)  
 C028 Temperature Units (°C or °F)  
 C029 Failure Action (Mode)  
 C030 In-Rings Tolerance  
 C031 Stagger Start Offset Time (Seconds)  
 C032 System Current Limit (Amperes)  
 C033 Humidity Setpoint (1% RH)  
 C034 Economy Mode (On-Off)  
 C035 Bulb Mode (Normal-Bulb)

# C036 Evaporator Fan Speed Select (C035 Must Be In BULB)  
 # C037 Defrost Termination Setting  
 C040 Container I.D. Number  
 # C041 Valve Override Controls / Phase Detect Status  
 # C043 XtraFRESH Mode  
 C044 CO2 O2 Valves And Set Points Values  
 C045 Fresh Air Vent Position (ON/MCFM)  
 # C046 Air Flow Display Units  
 # C047 Variable Economy Mode Temperature Setting  
 # C048 Dehumidification/Bulb Mode Parameter Selection  
 C049 Days Since Last Successful Pre-Trip  
 # C050 QUIEST Mode  
 # C051 Automatic Cold Treatment  
 # C053 Automatic Setpoint Change  
 C054 Evaporator Expansion Valve % Opening/  
 Evaporator Superheat  
 C055 Discharge Superheat  
 C058 Water Pressure Switch State, Override Logic State (Open-Closed)  
 # C059 System Pump Down  
 # C062 High Speed Evaporator Fan Setting  
 # C063 FuelWise Mode  
 # C064 Compressor Option  
 # C065 TripWise Setting  
 C066 Instantaneous Power (kW)  
 C067 Total Power (kW/hrs)  
 # C070 Temperature Set Point Lock  
 # C071 EverFresh Mode  
 # C072 Air Compressor Hours Since Last Service  
 # C073 Air Compressor Total Operational Hours  
 # C074 Controller Diagnostic  
 # C075 Pharmaceutical (Pharma) Mode Setting  
 # C076 EverFRESH CO2 Injection (On-Off)  
 C077 Basal Rate In Use (RMI Part)  
 C078 EverFRESH Air Compressor State (On-Off)  
 C079 EverFRESH Water Drain Valve (WDV) State (On-Off)  
 C080 EverFRESH Air Valve (EAV) State (On-Off)  
 C081 EverFRESH CO2 Valve State (On-Off)  
 C082 Condenser Fan State (On-Off)  
 # User Selectable Function Code

### ALARM CODES

AL003 Loss of Super Heat Control  
 AL017 Compressor Pressure Switch Failure  
 AL020 Control Circuit Fuse (F3) Open  
 AL021 Mains Circuit Fuse (F1/F2) Open  
 AL022 Evaporator Fan Internal Protector Open  
 AL023 Loss of System Phase A Current  
 AL024 Compressor Internal Protector Open  
 AL025 Condenser Fan Internal Protector Open  
 AL026 All Supply And Return Air Control Sensors Failure  
 AL027 Analog or Digital Accuracy Failure  
 AL028 Suction Pressure Low  
 AL029 Coolant Temperature Out of Range  
 AL036 Manual Fresh Air Vent Open  
 AL037 Manual Fresh Air Vent Open  
 AL038 Compressor Pressure Ratio High  
 AL039 Phase Sequence Detection Fault  
 AL040 Discharge Pressure High  
 AL041 Discharge Temperature High  
 AL042 Manual Fresh Air Vent Position Sensor Fault  
 AL043 Data Storage Fault  
 AL044 Alarm List Full  
 AL045 Backup Battery Pack Fault  
 AL046 Primary Supply Temperature Sensor (RTS) Fault  
 AL047 Primary Return Temperature Sensor (RTS) Fault  
 AL048 Ambient Sensor (AMB) Fault  
 AL049 Compressor High Pressure Safety (HPS) Open  
 AL050 Heat Termination Thermostat (HTT) Open  
 AL051 Defrost Temperature Sensor (DTS) Fault  
 AL052 Improper Heater Current Fault  
 AL053 Exceed Current Limit Setting  
 AL054 Discharge Temperature Sensor (CPDS) Fault  
 AL055 Discharge Temperature Sensor (DPT) Fault  
 AL056 Evaporator Pressure Transducer (EPT) Fault  
 AL057 Humidity Sensor (HS) Fault  
 AL058 Evaporator Temperature Sensors (ETS1/ETS2) Fault  
 AL059 Supply Recorder Sensor (SR) Fault  
 AL060 Return Recorder Sensor (RR) Fault  
 AL061 USDA Temp 1 Out of Range  
 AL062 USDA Temp 2 Out of Range  
 AL063 USDA Temp 3 Out of Range  
 AL064 Cargo Probe 4 Out of Range  
 AL065 RT24y 25% Low Flammability Limit Exceeded  
 AL066 RT24y Sensor Internal Sensor Fault  
 AL067 RT2 Battery Low  
 AL068 RTC Fault  
 AL069 Data/Center Storage Fault  
 AL070 Manual Fresh Air Vent Open  
 AL071 Oxygen Sensor (O2) Fault  
 AL072 Carbon Dioxide Sensor (CO2) Fault

### ALARM CODES

AL002 Oxygen (O2) Out of Range  
 AL076 Air Compressor Internal Protector Open  
 AL077 Membrane Pressure Transducer (MPT) Fault  
 AL078 Air Compressor Pressure Low  
 AL079 Air Compressor Pressure High  
 AL080 EverFresh Air Valve (EAV) Fault  
 AL081 Water Drain Valve (WDV) Fault  
 AL082 CO2 Injection Fault  
 AL083 CO2 Injection Pressure Transducer Fault  
 AL084 Scrubber Rotation Fault  
 AL085 Internal Microprocessor Failure (Refer to Manual)  
 Err# BPH Enter Setpoint (Press Arrow & Enter)  
 Err# BPL Low Basin Multiple Other Selectable Function Codes  
 Disabled and No Alarm Storage  
 #EES CO2-P Valid Model Number Configuration needed  
 #EES M- Contactor ID needed

### ALT MODE

USB Access to USB Flash Drive  
 #E Wireless Access  
 #E#P DataCODER Display (Scrollback)  
 #CF DataCODER Configuration  
 #C DataCODER Function Codes  
 #C1 Supply Recorder Temperature  
 #C2 Return Recorder Temperature  
 #C3 USDA 1, 2, 3 Temperatures  
 #C4-13 Network Sensors 1-6  
 #C14 Cargo Probe 4 Temperature  
 #C20 Supply Recorder Sensor Calibration  
 #C21 Return Recorder Sensor Calibration  
 #C22 USDA 1 Sensor Calibration  
 #C23 USDA 2 Sensor Calibration  
 #C24 USDA 3 Sensor Calibration  
 #C26,27 SN, Lft 4, Right 4  
 #C28 Minimum Days Left  
 #C29 Days Stowed  
 #C30 Date of Last Trip Start  
 Trip Start Press [ENTER] for 5 seconds  
 #C31 Backup Battery Test  
 #C32 Time, Hour, Minute  
 #C33 Date, Month, Day  
 #C34 Date, Year  
 #C35 Cargo Probe 4 Calibration

## Function Codes and Alarm List Labels

Item	Part Number	Description	Qty
1	62-66190-06	Label, Function Codes, English	1

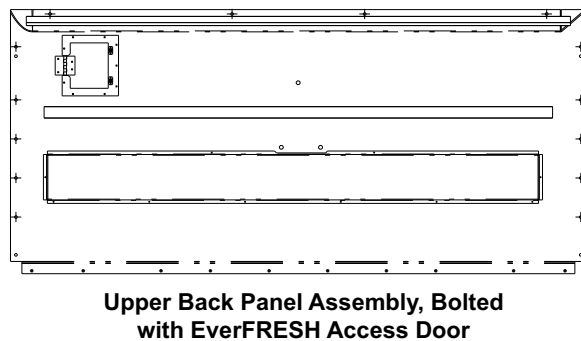
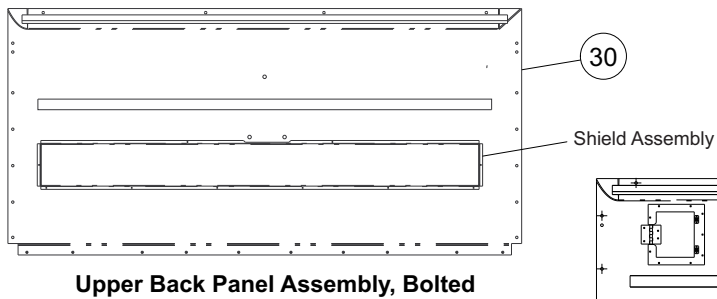
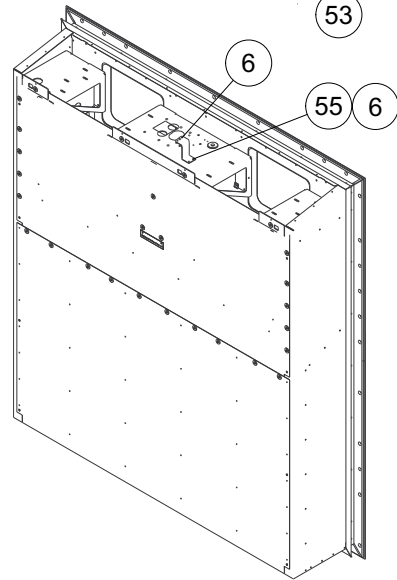
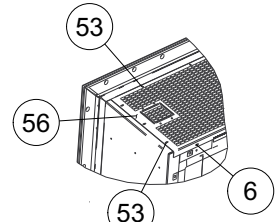
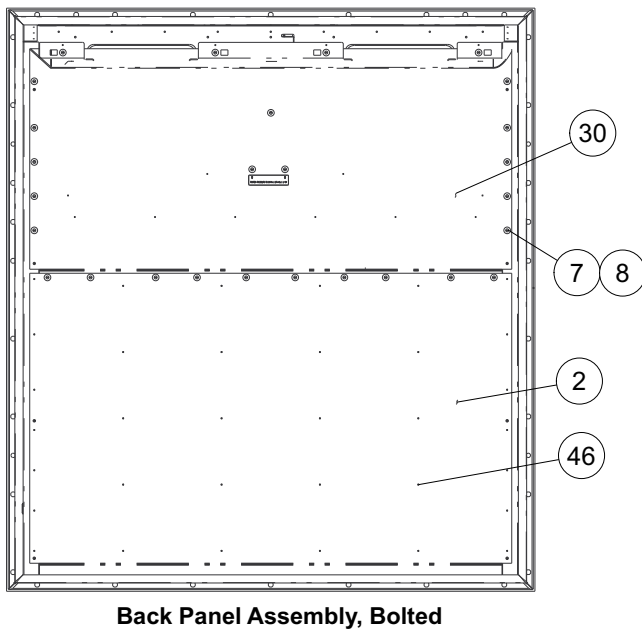
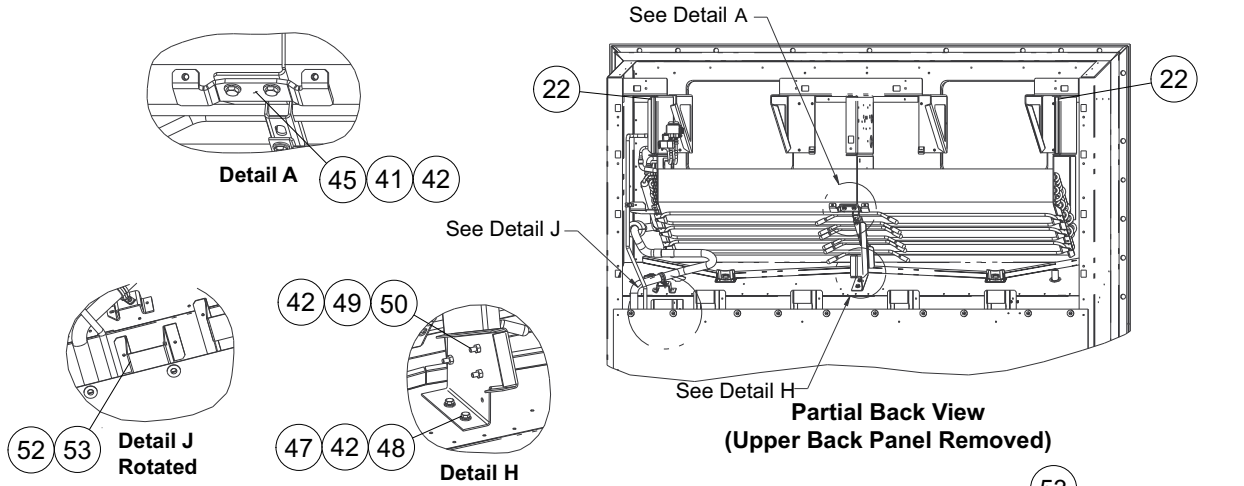
## 34 Labels and Decals

<b>Scan For Service</b> <b>Escanear para</b> <b>servicio</b> <b>扫码获取服务资讯</b>	
OPTION	INSTALLED
QUEST	
Humidity Sensor	X
Telematics	X
FuelWise	X
Longer RTS Wire	X
TripWise	X
USDA	X
VPS	X
R1234YF Ready	X

### Options Labels

Item	Part Number	Description	Qty
1	62-66205-xx	Label, Options (Part number is PID specific)	1

# 35 Back Panel Assembly

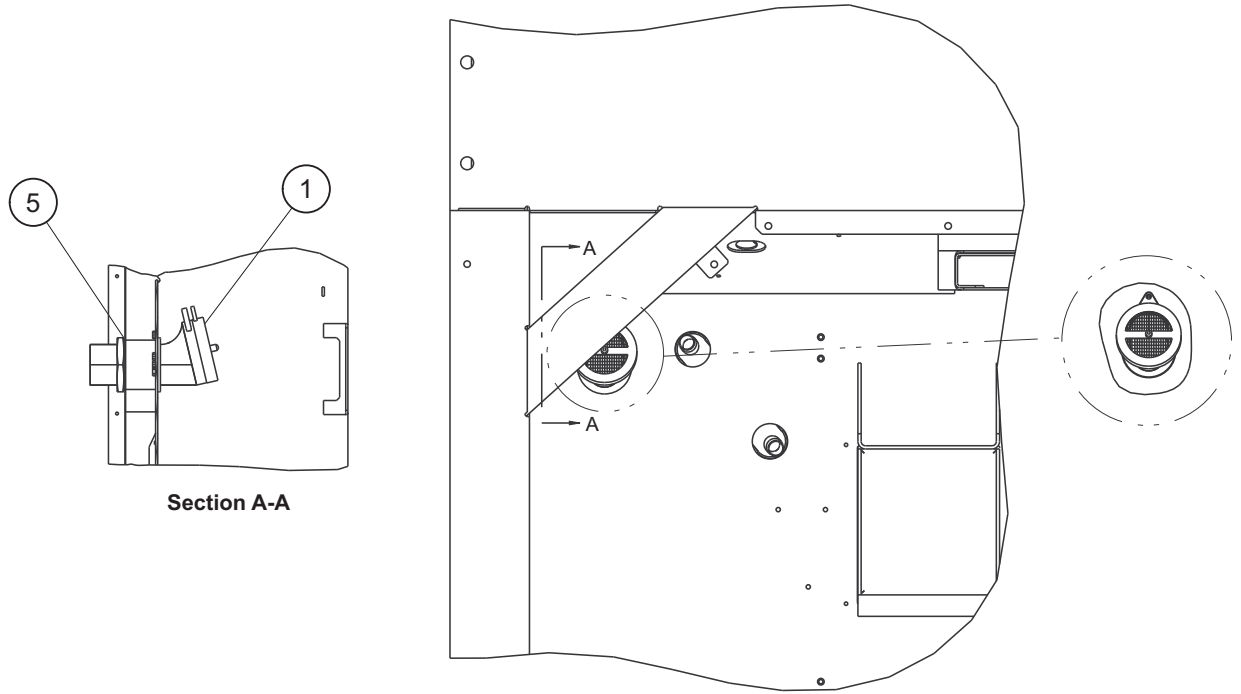




## 35 Back Panel Assembly

Back Panel - Bolted Aluminum			
Item	Part Number	Description	Qty
2	68-86319-00	Panel, Back	1
6	34-00928-09	Rivet, Blind	8
7	69NT--35--2692	Washer, Fender	27
8	66-U---1--2403	Screw, Mach TRHD	27
22	66-U---1--2593-4	Gasket	2
30	79-66060-00	Panel (PIDs NT3100 and higher)	1
	79-66060-09	Panel w/ EverFRESH Access (PIDs NT3100 and higher)	1
41	34-00655-04	Screw, Cap HXHD	2
42	66-U---1--5321-3	Washer, Plain	7
45	68-17175-00	Bracket	1
46	34-00928-01	Rivet, Blind	34
47	68-18023-00	Bracket	1
48	--AA--06JA-170	Screw, Cap HXHD	2
49	34-00663-11	Washer, Lock	3
50	66-U---1--5361-25	Screw, Cap HXHD	3
52	68-17640-00	Channel	1
53	34-00928-07	Rivet, Blind	2
55	68-16521-00	Bracket	1
56	68-86304-00	Grille	1

### 36 Vacuum Relief Valve



Item	Part Number	Description	Qty
1	40-66615-00	Relief Valve	1
5	42-66617-00	Seal	1




### 37 R1234yf Conversion Components

The parts listed below are required for the conversion of a unit to R1234yf refrigerant.

Item	Part Number	Description	Qty
	74-00325-00	R1234yf Conversion Kit - Includes:	

#### R1234yf Sensor Installation



	22-66697-127	Wire harness	1
	22-01292-00	Butt splice (non-insulated)	4
	66-U---1--2583-43	Tubing (heat shrinkable)	4
	10-00555-00	R1234yf sensor	1
	22-69299-00	Resistor assembly	1
	68-18949-00	R1234yf sensor bracket	1
	34-00655-14	Cap screw UNC 1/4-20, 1.75"	2
	66-U---1--5321-7	Washer, plain 1/4 W	2

#### R1234yf Charge Ports Installation

**High Side  
Charge Port**



**Low Side  
Charge Port**



	40-00812-00	Charge Port, Low Side	1
	40-00812-01	Charge Port, High Side	2
	40-00812-02	Charge Port Cap, Low Side	1
	40-00812-03	Charge Port Cap, High Side	2
	46-00058-00	Lubricant	1

### 37 R1234yf Conversion Components

#### Filter Drier Replacement




	14-00464-20	Filter Drier Kit	1
	46-00058-00	Lubricant	1
	42-00032-13	Insulation Prestite	2
	58-66671-00	Cable Tie	4

#### Warning Labels




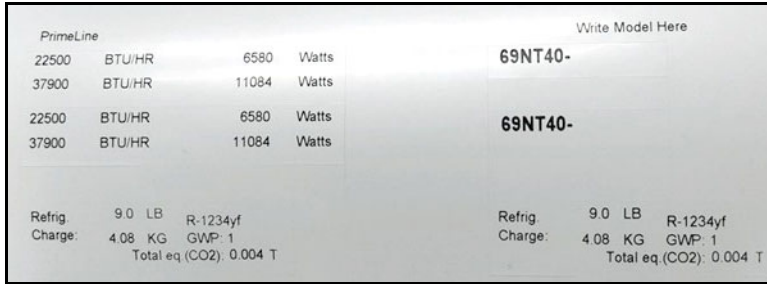
**R-1234yf**



	62-66081-05	Label, Warning Refrigerant (R1234yf)	2
	62-66253-00	Label, R1234yf	1
	62-66268-00	Label, Warning (triangle, black and yellow)	2

# 37 R1234yf Conversion Components

## Nameplate Labels



62-66261-01	Nameplate label	1
62-10391-00	Nameplate label protector	1

# INDEX

## Numerics

07-00176-11	1-3, 16-37	14-00464-20	1-2, 9-23, 37-75
07-00228-00	16-37	14-00464-40	9-24
07-00229-00	16-37	14-00468-22	1-3
07-00238-00	16-37	14-00469-22	1-3
07-00243-10	16-37	14-00476-00	9-24
07-00294-00	1-2, 16-37	14-01090-20	1-2, 9-24
07-00294-05	1-3, 16-37	14-01091-10	1-2, 9-24
07-00295-00	16-37	14-01091-28	9-24
07-00304-00	16-37	14-01091-29	9-24
07-00477-00	16-37	18-10178-22	1-2, 6-13
07-00569-00	16-37	18-10179-24	1-2, 6-13
07-00614-00	1-2, 26-52	18-10185-25	4-11
09-00375-00	16-36	18-10198-01	4-11
10-00332-21SV	1-3, 27-54	18-10198-02	4-11
10-00431-00	29-59	18-10198-25	4-11
10-00431-10	29-59	22-00119-03	30-60
10-00431-11	27-55	22-00119-04	30-60
10-00439-03	1-3, 27-54	22-01292-00	37-74
10-00526-00	27-55	22-01292-02	27-55
10-00555-00	37-74	22-01604-00	21-45
10-01129-07SV	1-3, 16-37	22-01613-06	28-56
10-01129-20	21-44, 21-45	22-01613-07	28-56
12-00309-08	1-3, 7-15, 7-17	22-01613-13	28-56
12-00352-00	1-2, 7-15, 7-17	22-01614-06	28-56
12-00352-18	4-11	22-01660-12	28-56
12-00395-01SV	1-3, 28-56	22-01660-14	28-56
12-00433-06RP	18-40	22-01713-56	18-40
12-00433-09RP	1-2, 16-37	22-01944-00	28-56
12-00495-02SV	1-2, 28-56	22-01944-05	28-56
12-00500-01SV	1-2, 1-3, 11-27, 28-56	22-01944-10	28-56
12-00573-03SV	22-47	22-02324-01	30-60
12-00653-00	1-2, 6-13	22-02336-08	16-36
12-00822-00	16-36	22-02378-00PK10	1-3, 30-60
12-00842-03	22-46, 22-47	22-02448-02	28-56
12-00842-04	22-46, 22-47	22-04418-02	28-56
12-00842-08	22-46, 22-47	22-04418-04	28-56
12-00842-09	22-46, 22-47	22-04418-06	28-56
12-00847-00	2-7	22-04418-12	28-56
12-50089-02PK4	1-3, 23-48	22-04419-00	28-56
12-50173-00	16-36	22-04477-00	28-56
12-55016	1-2, 16-36	22-04516-18	28-56
14-00176-01	11-27	22-04547-00	29-59
14-00222-05	1-3, 9-23	22-04548-00	29-59
14-00232-33	1-2, 9-24	22-04635-00	28-57
14-00361-01	1-2, 7-14, 7-17	22-50401-00	1-3, 30-60
14-00361-02	1-2, 7-17	22-50480-00	16-36
14-00361-15	7-15, 7-17	22-50481-00	16-36
14-00361-16	1-2, 7-14, 7-17	22-50482-00	16-36
14-00393-02SV	1-2, 11-27	22-50485-00	16-36
14-00393-10	1-2, 11-27	22-50486-00	16-36
		22-50487-00	16-36

22-66651-00	1-3, 30-60	34-06051-36	25-51
22-66654-00	1-3	34-06053-00	7-15, 7-18, 9-23, 15-34, 17-39, 18-41, 25-50, 25-51, 33-64, 33- 65
22-66697-113	29-59		
22-66697-115	19-42		
22-66697-116	21-45	34-06053-02	8-21, 25-51
22-66697-127	37-74	34-06053-03	17-39, 25-51, 32-63
22-66697-23	22-47	34-06053-05	7-15, 7-17, 9-23, 15-34, 18-41, 24-49
22-66697-25	27-54		
22-66736-00PK10	1-3, 30-60	34-06053-13	27-55
22-66793-00	31-62	34-06053-15	15-34, 33-65
22-66794-00	31-62	34-06053-18	3-8
22-66798-00	24-49	34-06053-19	2-6
22-69299-00	37-74	34-06053-20	6-13
24-00006-20	1-2, 12-28	34-06107-00	18-41
30-00554-00	4-11	34-06136-01	27-55
30-00554-20	4-11	34-06142-00	23-48, 24-49
30-00558-00	4-11	34-06169-00	18-41
30-00558-01	4-11	34-06185-01	2-7
30-00558-20pk10	4-11	34-06212-17	3-8
30-00558-21	4-11	34-06236-00	6-13
30-00558-22	4-11	34-06243-00	29-59
34-00373-51	7-15, 7-18	34-06251-01	26-52
34-00373-52	11-27	34-06269-12	15-34
34-00373-53	7-15	34-06277-02	6-13
34-00616-06	10-25	34-06295-04	7-15, 7-17
34-00655-04	20-43, 35-71	34-06354-00	27-55
34-00655-08	3-8, 10-25, 27-54	34-06367-00	7-18
34-00655-10	12-28, 14-30, 15-34	34-06368-00	7-18
34-00655-14	37-74	34-66627-00	3-8
34-00655-16	7-17	34-66644-00	3-8
34-00655-18	7-15, 7-17	34-66682-00	3-8
34-00662-08	7-18	34-66684-00	9-24
34-00663-07	27-54	34-66687-11	18-41
34-00663-09	15-34, 26-52, 27-54, 31-62	34-66698-00	9-23
34-00663-11	3-8, 10-25, 11-27, 12-28, 25- 51, 35-71	38-00620-01	1-2, 8-21
		38-00626-00	1-2, 10-25
34-00667-05	21-45	40-00520-02	7-15, 7-17
34-00667-11	19-42, 25-51	40-00520-03	7-15, 7-17, 9-23
34-00667-12	8-21	40-00542-00	7-15, 7-17
34-00792-07	15-34, 33-65	40-00542-01	7-15, 7-17, 9-23
34-00795-09	7-15	40-00583-16	1-2, 7-15, 7-17
34-00795-17	10-25	40-00663-00	7-14, 7-17
34-00848-10	21-45	40-00665-21	7-15
34-00928-01	19-42, 35-71	40-00675-00	7-14, 7-17
34-00928-07	23-48, 35-71	40-00790-00	4-11
34-00928-09	35-71	40-00790-01	4-11
34-00928-13	5-12, 27-55	40-00792-00	4-11
34-00928-20	2-7, 20-43	40-00812-00	37-74
34-01142-01	19-42	40-00812-01	37-74
34-01146-04	7-18	40-00812-02	7-15, 37-74
34-01146-05	7-18	40-00812-03	7-15, 9-23, 37-74
34-01178-22	17-39, 27-55	40-01124-00	7-15, 7-17
34-01178-23	17-39	40-66615-00	36-72
34-01181-01	8-21	40-66618-02	7-18



40-66620-07	7-17	58-00065-14	11-27
40-66628-03	11-27	58-00065-71	5-12
40-66628-15	9-24	58-00065-93	27-55
40-66629-00	11-27	58-00065-95	7-15, 7-17
42-00032-13	37-75	58-00701-02	15-34
42-00183-08	11-27	58-00701-03	19-42
42-00243-04	9-24	58-04026-07	25-50, 25-51
42-00243-12	7-15, 7-17	58-04026-113	8-21
42-00296-01	2-6	58-04026-115	5-12
42-00327-00	2-6	58-04026-32	19-42
42-00407-00	2-6	58-04101-00	18-41
42-00425-109	11-27	58-04101-02	18-41
42-00465-01	9-24	58-04170-01	5-12
42-00570-00	15-34	58-04202-02	15-34
42-00741-00	18-41	58-04246-00	27-55
42-00805-06	9-24	58-04273-00	17-39
42-00838-00	3-8	58-04277-00	28-56
42-66617-00	36-72	58-04279-00	17-39
42-66662-00	9-24	58-04315-00	15-34
42-66663-00	21-45	58-04316-00	29-59
44-00285-54	7-15, 7-17	58-04366-00	18-41
44-00285-57	7-18	58-04480-00	33-65
44-00361-01	15-34	58-04791-01	6-13
44-00370-03	9-23, 11-27	58-04821-00	6-13
44-00370-08	11-27	58-04954-00	18-41
44-00391-00	18-40	58-04968-00	15-34
44-00477-00	18-41	58-04968-03	15-34
44-01041-04	17-39	58-04980-00SV	8-21
44-66608-01	15-34	58-04990-00	15-34
46-00025-04	6-13	58-05064-00	15-34
46-00058-00	37-74, 37-75	58-05145-00	18-40
54-00648-20	1-2, 10-25	58-05169-00	26-52
54-00655-22	1-2, 8-21	58-66671-00	37-75
54-00739-20	1-2, 8-21	58-66689-00	27-55
56-07257-11	7-14, 7-17	58-66699-00	2-7
56-08689-00	7-14	58-66700-00	27-55
56-09063-00	7-15	62-02723-15	2-7
56-09065-00	15-34	62-10530-47	27-55
56-09087-00	11-27	62-10530-48	27-55
56-09141-00	11-27	62-10926-00	34-66
56-09161-00	7-15	62-10930-00	2-7
56-09186-00	7-17	62-11263-02	34-66
56-09195-00	11-27	62-11264-00	34-67
56-09208-00	7-18	62-11270-30	17-39
56-09211-00	7-17	62-11275-00	23-48
56-09212-00	7-17	62-11424-00	34-66
56-09213-00	7-18	62-11731-00	21-44
56-09214-00	7-18	62-11731-02	21-45
56-09216-00	7-18	62-11750-00	11-27
56-09241-00	11-27	62-11925-02	34-66
56-09367-00	7-15, 7-17	62-11933-00	34-66
56-66086-00	9-24	62-11934-00	34-66
56-66101-00	9-23	62-11936-01	34-68

62-66081-00	34-66	66-U---1--5381-4	11-27
62-66081-05	34-66, 37-75	66-U---1--5562-2	2-6, 14-30
62-66116-00	5-12	66-U---1--5562-7	19-42
62-66190-06	34-68	66-U---1--6651-19	27-54
62-66205-xx	34-69	66-U---1--7352-3	27-54
62-66231-00	34-66	66-U---1--7842-12	1-2, 27-54
62-66253-00	34-66, 37-75	66-U---1--7842-6	27-55
65-00231-00	9-23	66-U---1--7842-7	27-55
66CH---1--1002-33	2-7, 34-66	66-U---1--8292-1	28-56
66CH---1--1172-113	9-24	66-U---1--9592-13	19-42
66CH---1--1172-24	27-55	66-U---1--9752	21-44, 21-45
66CH---1--1172-34	27-55	68-11989-00	3-8
66CH---1--1172-43	27-55	68-12933-07	2-6
66CH---1--1172-87	19-42	68-12940-05	2-6
66-U---1--1251-2	27-55	68-14456-01	31-62
66-U-1---1--5321-8	26-52	68-14456-02	25-50, 25-51
66-U---1--1571-3	11-27	68-15532-00	7-15
66-U---1--2403	18-40, 35-71	68-15997-00	7-15, 7-17
66-U---1--2403-1	18-41	68-15998-00	7-15, 7-18
66-U---1--2552-185	2-7, 3-8, 10-25	68-16498-00	20-43
66-U---1--2583	30-60	68-16521-00	35-71
66-U---1--2583-43	37-74	68-16696-00	15-33
66-U---1--2593-4	35-71	68-16697-04	15-33
66-U---1--2603	25-51, 32-63	68-16697-06	15-33
66-U---1--3632-27	7-15, 7-17	68-16697-07	15-33
66-U---1--3803	27-55	68-16892-00	11-27
66-U---1--5321-13	2-7	68-17021-00	24-49
66-U---1--5321-2	27-55	68-17037-00	33-64
66-U---1--5321-3	11-27, 12-28, 14-30, 15-34, 19-42, 20-43, 35-71	68-17044-00	33-65
66-U---1--5321-4	25-51	68-17089-00	11-27
66-U---1--5321-6	21-45	68-17118-00	15-34
66-U---1--5321-7	7-15, 7-18, 9-23, 15-34, 17-39, 25-50, 25-51, 27-54, 31-62, 32-63, 33-64, 33-65, 37-74	68-17131-00	15-34, 31-62
66-U---1--5321-8	5-12, 13-29, 15-34, 17-39, 18-40, 22-47, 24-49, 27-55	68-17131-03	15-34
66-U---1--5331	33-65	68-17145-05	14-30
66-U---1--5361	8-21	68-17145-06	14-30
66-U---1--5361-11	25-51	68-17175-00	35-71
66-U---1-5361-11	12-28	68-17196-00	15-34
66-U---1--5361-25	8-21, 9-23, 11-27, 14-30, 15-34, 17-39, 20-43, 25-50, 25-51, 31-62, 32-63, 33-64, 33-65, 35-71	68-17368-00	7-17
66-U---1--5361-39	25-51	68-17405-00	27-54
66-U---1--5361-47	15-34	68-17419-05	15-34
66-U---1--5362-2	2-6	68-17419-07	15-34
66-U---1--5371	27-55	68-17419-08	15-34
66-U---1--5371-10	5-12, 7-15, 7-17, 13-29	68-17428-00	23-48
66-U---1--5371-6	7-15, 7-17, 9-23, 11-27, 15-34, 17-39, 27-55, 31-62	68-17578-00	11-27
66-U---1--5371-7	11-27, 17-39, 18-40, 22-47, 23-48, 24-49, 27-54	68-17640-00	35-71
66-U---1--5381-1	11-27	68-17700-00	9-24
		68-17734-01	15-34
		68-17783-00	29-59
		68-18010-00	15-33
		68-18023-00	35-71
		68-18032-00	12-28
		68-18285-00	15-34
		68-18286-00	15-34

68-18355-00 20-43  
 68-18647-00 15-34  
 68-18949-00 37-74  
 68-86230-00 19-42  
 68-86304-00 35-71  
 68-86319-00 35-71  
 68-86435-09 15-34  
 68-86435-26 15-34  
 68-86441-00 33-64  
 68-86441-02 33-65  
 68-86442-00 33-64, 33-65  
 68-86453-00 15-33  
 68-86460-00 9-24  
 68-86479-00 15-34  
 68-86526-00 9-24  
 69NT--35--2692 35-71  
 69NT--35--2692-1 3-8, 8-21, 10-25, 12-28, 14-30,  
 15-34, 17-39  
 69NT--35--2692-4 27-55  
 69NT--35--3452 8-21  
 69NT--35--3452-1 8-21  
 69NT--35--3452-2 8-21  
 69NT--35--3452-3 8-21  
 69NT--35--5992 25-51, 32-63  
 69NT--35--8012 5-12  
 69NT--35---8113 33-65  
 69NT--35--9073-1 27-54  
 69NT--40---657-4 33-65  
 69NT--43---295 10-25  
 74-00325-00 1-3, 37-74  
 74-66663-00 1-3, 7-15, 7-17  
 74-66674-00 1-2, 11-27  
 76-00670-01 1-3, 25-50, 25-51  
 76-00675-04 1-3, 13-29  
 76-00816-00 1-2, 1-3, 7-15, 7-17, 28-56  
 76-00893-00 9-23  
 76-00893-01 9-23  
 76-00947-02 22-46, 22-47  
 76-00947-10 22-46, 22-47  
 76-00947-11 22-46, 22-47  
 76-00982-00 22-46  
 76-66648-00 6-13  
 76-66649-00 1-3, 7-15, 7-17  
 76-66650-02 25-51  
 76-66678-01 4-11  
 76-66683-00 1-2, 10-25  
 76-66694-00 1-3, 13-29  
 76-66698-00 1-3  
 76-66705-00 1-3, 28-57  
 76-66708-01 1-3  
 79-01697-06SV 1-3, 3-8  
 79-04244-02, 79-04244-03, 79-04244-04 20-43  
 79-66017-00 18-40, 18-41  
 79-66049-00 9-24

79-66060-00 35-71  
 79-66060-09 35-71  
 79-66081-21 1-2, 26-52  
 79-66085-21 26-52  
 79-66669-05 1-3, 16-37, 18-40  
 79-666743-01 23-48  
 79-66738-00 7-15, 7-17  
 79-66743-00 23-48  
 79-66743-02 24-49  
 79-66747-00 14-30  
 79-66747-02 14-30  
 79-66771-01 2-6  
 79-66775-00 23-48  
 79-66776-00 1-2, 9-24  
 79-66778-00 1-3, 2-7  
 79-66779-00 1-3, 2-6  
 79-66787-01 4-11  
 81-04237-20 1-2, 9-23  
 81-66629-00 7-15, 7-17  
 81-66659-20 1-2  
 86-04956-00 12-28  
 86-05052-00 7-18  
 86-05054-00 7-18  
 86-05078-00 33-65  
 86-05299-01 20-43  
 86-05315-00 20-43  
 86-05315-01 20-43  
 86-05315-02 20-43  
 86-05343-00 27-55  
 86-66756-00 18-41

## A

--AA--06JA-170 25-50, 25-51, 35-71  
 Adapter Cable 16-36  
 Ambient Temperature Sensor (AMBS) 1-2, 28-56  
 --AT--39JA-171 19-42, 22-47  
 AU27JR131 18-40  
 --AU--27JR-171 19-42, 22-47  
 AU27JR171 17-39, 22-47

## B

Battery, Real Time Clock 16-36

## C

Circuit Breaker (CB1) 1-2, 27-54  
 Compressor 1-2, 6-13  
 Compressor Discharge Temperature Sensor (CPDS)  
 1-2, 6-13  
 Condenser Coil 1-2, 9-23  
 Condenser Cover Assembly 9-24  
 Condenser Fan 1-2, 8-21  
 Condenser Fan Motor, Dual Speed 1-2, 8-21  
 Condenser Fan Motor, Single Speed 1-2, 8-21  
 Controller Battery, Battery Pack 1-2, 26-52

Controller Battery, Smart Battery Charger 1–2, 26–52  
Controller Harness Test Tool 16–36  
Controller Module, ML5 1–2, 16–36

## D

Defrost Temperature Sensor (DTS) 1–2, 28–56  
Digital Loader Valve (DLV), Body 1–2  
Digital Loader Valve (DLV), Coil 1–2  
Digital Unloader Valve (DUV), Body 1–2, 7–14, 7–17  
Digital Unloader Valve (DUV), Coil 1–2, 7–14, 7–17  
Digital Unloader Valve (DUV), Coil, EDGE Units 1–2  
Discharge / High Side Service Valve 1–2, 7–15, 7–17  
Discharge Pressure Transducer (DPT) 1–2, 7–15, 7–17  
Display Module 1–2, 16–37, 18–40

## E

--EC--39DM-070 7–15, 7–17  
Economizer Expansion Valve (EXV) 1–2, 9–24  
Economizer Heat Exchanger Assembly 1–2, 9–24  
Economizer Solenoid Valve (ESV) Body 1–2, 9–24  
Economizer Solenoid Valve (ESV), Coil 1–2  
Electronic Expansion Valve (EEV), Body 1–2, 11–27  
Electronic Expansion Valve (EEV), Coil 1–2, 11–27  
Evaporator Coil 1–2, 11–27  
Evaporator Coil Heater 1–2, 12–28  
Evaporator Fan 1–2, 10–25  
Evaporator Fan Motor 1–2, 10–25  
Evaporator Pressure Transducer (EPT) 1–2, 7–15, 7–17, 28–56  
Evaporator Stator and Stator Ring 1–2  
Evaporator Temperature Sensor (ETS1/ETS2) 1–2, 11–27, 28–56  
EverFRESH Air Compressor (EAC) 4–11

## F

Filter Drier 1–2, 9–23

## G

Gauge Set, Manifold - English 1–2, 16–37  
Gauge Set, Manifold - Metric 1–3, 16–37

## H

Heat Termination Thermostat (HTT) 1–3, 28–57  
Heater 1–2, 12–28  
High Pressure Switch (HPS) 1–3, 7–15, 7–17  
Humidity Sensor (HS) 1–3, 13–29

## I

Indicator, Sightglass 1–3

## K

Key Pad Assembly 1–3, 16–37, 18–40  
King Valve 1–3, 9–23

## L

Liquid Line Service Valve 1–3, 9–23

## M

MCHE 1–2, 9–23  
Micro Flash Drive 16–36

## P

Panel Assembly, Standard Evaporator Panel 1–3, 3–8  
Panel Assembly, Upper Air Exchange 1–3, 2–6  
Power Cable 460V, 10 Gauge 1–3, 30–60  
Power Cable 460V, 11 Gauge 1–3, 30–60  
Power Cable Assembly 1–3  
Power Plug 1–3, 30–60  
Power Plug, Rotating 1–3

## R

Receiver Assembly, Aluminum 1–3, 9–23  
Receiver Cover 9–24  
Return Recorder Sensor (RRS) 1–3, 28–56  
Return Temperature Sensor (RTS) 1–3, 28–56

## S

Sightglass 1–3  
Suction / Low Side Service Valve 1–3, 7–15, 7–17  
Suction Pressure Transducer (SPT) 1–3, 7–15, 7–17, 28–56  
Supply Recorder Sensor (SRS) 1–3, 28–56  
Supply Temperature Sensor (STS) 1–3, 28–56

## T

Toggle Switch Start / Stop (ST) 1–3, 16–37  
Transformer, Auto Transformer Option 1–3, 25–50  
Transformer, Control 1–3, 27–54  
Transformer, Current Sensing 1–3, 27–54  
Tube Assembly, F-Tube EPT / SPT 1–3, 7–15

## U

USB Flash Drive 16–36  
USDA Sensor, 4 Pack 1–3, 23–48

## V

Vacuum Pump 1–3, 16–37  
Vent Position Sensor (VPS) 1–3, 2–7

## W

Water Cooled Condenser (WCC) 1–3





Carrier Transicold Division,  
Carrier Corporation  
P.O. Box 4805  
Syracuse, NY 13221 USA

[www.carrier.com/container-refrigeration/](http://www.carrier.com/container-refrigeration/)