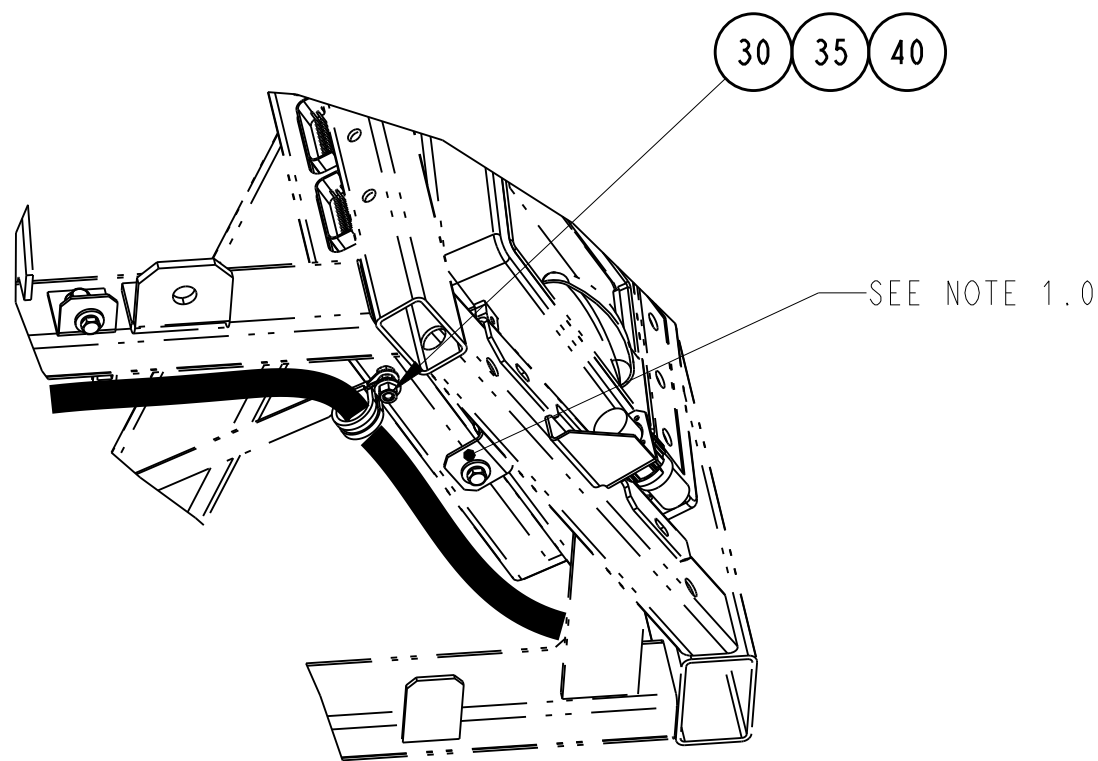
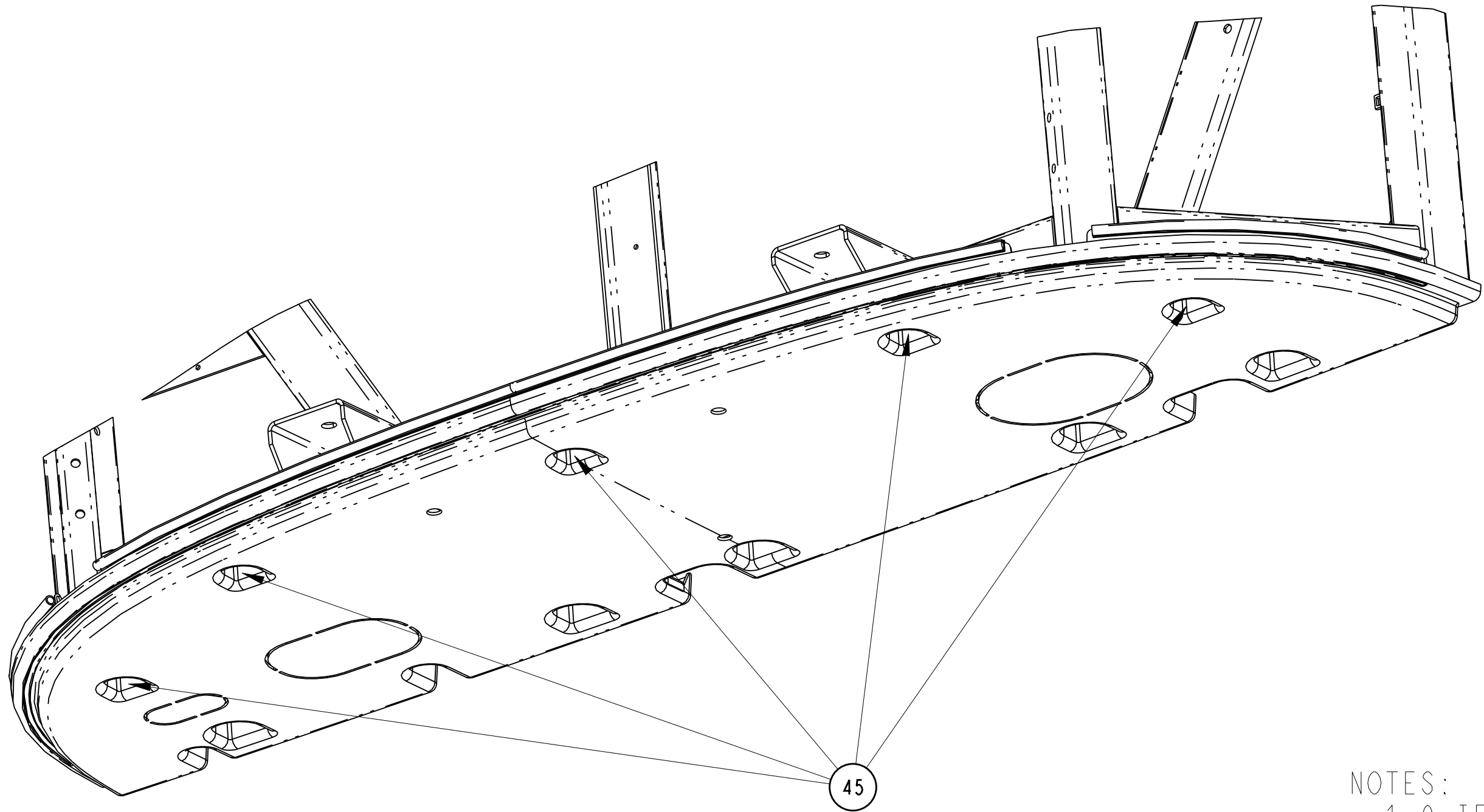


SCALE 0.080



VIEW FROM BOTTOM OF UNIT AND CONTROL BOX

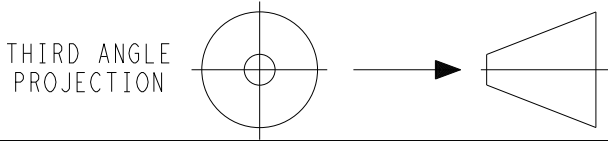


VIEW FROM BOTTOM OF UNIT

NOTES:

- 1.0 IF UNIT MODEL STARTS IN NDL93, LOCATE AND CUT TY-WRAP SECURING MAIN HARNESS ABOVE INDICATED BRACKET AND USE CLAMP (IT #30), WASHER (IT #35) AND NUT (IT #40) TO SECURE HARNESS TO GROUND STUD ON BOTTOM OF CONTROL BOX.
- 2.0 ATTACH SEAL TRIM TO BOTTOM PANEL PRIOR TO INSTALLATION.
- 3.0 INSTALL (5) MOUNTING ANGLES (IT #50) , WITH RIVNUTED FLANGE DOWN, TO FRAME USING SUPPLIED SCREWS. TIGHTEN SCREWS, 96 IN-LBS, KEEPING THE BOTTOM OF THE ANGLES FLUSH AND PARALLEL TO THE BOTTOM OF THE FRAME.
- 4.0 SLIDE (5) OPENINGS IN BOTTOM PANEL OVER (5) REAR MOUNTING ANGLES ON THE FRAME AND SECURE BOTTOM PANEL (IT#40) TO OTHER (5) MOUNTING ANGLES USING SUPPLIED SCREWS (BLACK) (IT#45). TIGHTEN SCREWS SECURELY, 96 IN-LBS.

F	FOR -00 & -01: REM'D IT. 15, QTY 2 & IT. 20. FOR -01: REM'D IT. 13.	31 JAN 2018	LT-SS	RC		72N0204P18
E	FOR -01: REM'D IT.5, QTY 5. REPLACED IT.45, QTY 10 WAS QTY 5.	07 JUL 2016	LT-SS	JD		72N0284P16
D	REM'D IT.10, 5 PLACES & BRACKET DETAIL VIEW. PIC'T UPDATED IT.45, QTY 5. PIC'T UPDATED IT.50, QTY 5.	20 JUN 2014	LT-DG	JD		72N0270P14
C	ADDED VIEW FROM BOTTOM OF UNIT AND CONTROL BOX. ADDED NEW NOTE 1.0 AND RENUMBERED REMAINING NOTES.	08 APR 14	ZMG			72N0236P14
B	PIC'T UPDATED BOTTOM PANEL. ADDED CALLOUT IT.13. ADDED NOTE "APPLY..... FUEL LINES", "OPENING.... AND BATTERY DRAIN LINE" & "OPENING..... AND OPTIONAL HARNESS CONNECTIONS".	12 JUN 13	LT-KS	JD		72N0264P13
SYM	REVISION RECORD	DATE	BY	ENGR.	M.E.	NPCA NO.



IMPERIAL INCH FORMAT:
UNLESS OTHERWISE SPECIFIED
DIMENSIONS ARE IN INCHES WITH
METRIC CONVERSIONS IN [MILLIMETERS]

TITLE	INSTALLATION INSTRUCTIONS BOTTOM PANEL	DRAWING NO.	98-02461 SHEET 1 of 1	REV	F
-------	---	-------------	--------------------------	-----	---

SUPERSEDES: _____

PART CLASSIFICATION: US EAR99

SEE SEPARATE PARTS LIST