



Container Refrigeration



PARTS LIST MANUAL

For

PrimeLINE

69NT40-561-200 to 299

69NT40-561-500 to 599

PrimeLINE ONE™

69NT40-565-200 to 299

69NT40-565-500 to 599

Container Refrigeration Units



PARTS LIST MANUAL

For

PrimeLINE

69NT40-561-200 to 299

69NT40-561-500 to 599

PrimeLINE ONE

69NT40-565-200 to 299

69NT40-565-500 to 599

Container Refrigeration Units

TABLE OF CONTENTS

PARAGRAPH NUMBER		PAGE
1.1	Introduction	1
1.2	Configuration Identification	1
1.3	Ordering Instructions	1
1.4	Letter Designations	1
2	Lower Air Exchange (PIDs NT2300 to 2900)	4
3	Lower Air Exchange (PIDs NT3000 and higher)	7
4	Upper Air Exchange Panel with VPS Provision or Installed	10
5	Bulkhead Penetration - Upper Air Exchange	12
6	Trans-Fresh Option	14
7	Compressor	15
8	Compressor Tubing (PIDs NT2300 to 2999)	16
9	Compressor Tubing (PIDs NT3000 and higher)	18
10	Condenser Fan and Motor	20
11	Condenser (PIDs NT2300 to 2999)	22
12	Condenser (PIDs NT3000 to 3099 and 3115)	26
13	Condenser (PIDs NT3100 and higher)	29
14	Condenser for PrimeLINE ONE	32
15	Condenser, Water-Cooled Condenser Tube/Shell (PIDs NT2300 to 2999)	34
16	Condenser, Water-Cooled Condenser Brazed Plate (PIDs NT2300 to 2999)	40
17	Condenser, Water-Cooled Condenser (PIDs NT3000 to 3099 and 3115)	44
18	Condenser, Water-Cooled Condenser (PIDs NT3100 and higher)	48
19	Condenser Receiver (PIDs NT2300 to 2999)	52
19	Condenser Receiver (PIDs NT3000 to 3099)	53
19	Condenser Receiver (PIDs NT3100 and higher)	54
19	Condenser Cover (PIDs NT2300 to 2999)	55
19	Condenser Cover (PIDs NT3000 to 3099)	56
19	Condenser Cover (PIDs NT3100 and higher)	57
19	Condenser Economizer (PIDs NT2300 to 2999)	58
19	Condenser Economizer (PIDs NT3000 and higher)	60
20	Evaporator Fan and Motor	62
21	Evaporator Fan and Motor for PrimeLINE ONE (PIDs NT8000 and higher)	63
22	Evaporator Tubing and Coil, 6 Row Coil (PIDs NT2300 to NT2699)	64
23	Evaporator Tubing and Coil, 5 Row Coil (PIDs NT2700 to NT3099)	66
24	Evaporator Tubing and Coil, 4 Row Coil (PIDs NT3100 and higher)	68
25	Drain	70
26	Heaters	71
27	Humidistat Kit	72
28	Frame Kit (PIDs NT2300 to 2549)	73
29	Frame Kit (PIDs NT2550 to 2699)	74
30	Frame Kit (PIDs NT2700 to 2899)	75
31	Frame Kit (PIDs NT3000 and higher)	76
32	Frame Assembly	77
33	Controller Module Section and Software Cards	80
34	Controller Kit (PIDs NT2300 to NT2549)	82
35	Controller Kit (PIDs NT2550 to NT2999)	84
36	Controller Kit (PIDs NT3000 and higher)	86

37	Control Box Door, Screw Fastener (PIDs NT2300 to 2849)	88
38	Control Box Door, Screw Fastener (PIDs NT2850 and higher)	90
39	Door Assembly, Phillips Screw	92
40	Control Box Door, Latch Fastener (PIDs NT2300 to 2849)	94
41	Control Box Door, Latch Fastener (PIDs NT2850 and higher)	96
42	Door Assembly, Latch Fastener	98
43	Control Box Hardware, Screw Fastener (PIDs NT2300 to 3099)	100
44	Control Box Hardware, Screw Fastener (PIDs NT3100 and higher)	102
45	Control Box Hardware, Latch Fastener (PIDs NT2300 to 3099)	104
46	Control Box Hardware, Latch Fastener (PIDs NT3100 and higher)	106
47	Control Box Assembly	108
48	Panel Kit for Start/Stop (ST) Switch	110
49	Autotransformer	111
50	Remote Monitoring Unit (RMU) Kit (PIDs NT2300 to 2715)	116
51	Remote Monitoring Unit (RMU) Kit (PIDs NT2723 and higher)	118
52	USDA	124
53	Interrogator Receptacle	126
54	Wiring Kit (PIDs NT2300 to 2699)	128
55	Wiring Kit (PIDs NT2700 to 2999)	130
56	Wiring Kit (PIDs NT3000 and higher)	132
57	Low Voltage Harness	134
58	High Voltage Harness	136
59	Cable Assembly - Power Cable and Plug	138
60	Cable Guards (PIDs NT2300 to 2549)	140
61	Cable Guards (PIDs NT2550 to 2999)	144
62	Cable Kit (PIDs NT3000 and higher)	148
63	Cable Restraint Components	152
64	Labels and Decals (PIDs NT2300 to 2999)	154
65	Labels and Decals (PIDs NT3000 and higher)	156
66	Back Panel Assembly (PIDs NT2300 to 2849)	158
67	Back Panel Assembly (PIDs NT2850 and higher)	160
68	Vacuum Relief Valve	162
69	Tools	163

SECTION 1

INTRODUCTION

1.1 Introduction

The Carrier Transicold PrimeLINE models 69NT40-561-200 to 299 and 69NT40-561-500 to 599 are units of light-weight aluminum frame construction, designed to be bolted on to the front of a container and serve as the container's front wall. Forklift pockets are provided for unit installation and removal.

The Carrier Transicold PrimeLINE ONE™ models 69NT40-565-200 to 299 and 69NT40-565-500 to 599 are units of lightweight aluminum frame construction, designed to be directly installed on-site onto a welded front wall of a container.

PrimeLINE units are self-contained, all electric units, which include cooling and heating systems to provide precise temperature control. The units are supplied with a complete charge of refrigerant and compressor lubricating oil, and are ready for operation upon installation.

The base unit operates on nominal 380/460 volt, 3-phase, 50/60 hertz (Hz) power. An optional autotransformer may be fitted to allow operation on nominal 190/230, 3-phase, 50/60 Hz power. Control system power is provided by a transformer which steps the supply power down to 18 and 24 volts, single phase.

The controller is a Carrier Transicold Micro-Link 3 microprocessor. The controller operates automatically to select cooling, holding or heating as required to maintain the desired set point temperature within very close limits. The unit may also be equipped with an electronic temperature recorder. The controller has a keypad and display for viewing or changing operating parameters. The display is also equipped with lights to indicate various modes of operation.

1.2 Configuration Identification

Unit identification information is provided on a plate located on the back wall of the condenser section. The plate provides the unit model number, the unit serial number and the unit parts identification number (PID). The model number identifies the overall unit configuration, while the PID number provides information on specific optional equipment, factory provisioned to allow for field installation of optional equipment and differences in detailed parts.

1.3 Ordering Instructions

All orders and inquiries for parts must include: Parts Identification Number (PID), Model Number, Unit Serial Number, Part Number, Description of part as shown on list and Quantity required.

For orders, go to: <https://www2.refrigeration-marketplace.com>

For inquiries, email: carrieraftermarketparts@carrier.com

1.4 Letter Designations

The following letter designations are used to classify parts throughout this list:

A/R = As Required

N/A = Not Available

NS = Not Shown in illustration

NSS = Not Sold Separately - order next higher assembly or kit

PID = Parts Identification Number - essential to identify unit configuration.

PL = Purchase Locally

SST = Stainless Steel - 300 Series unless otherwise specified.

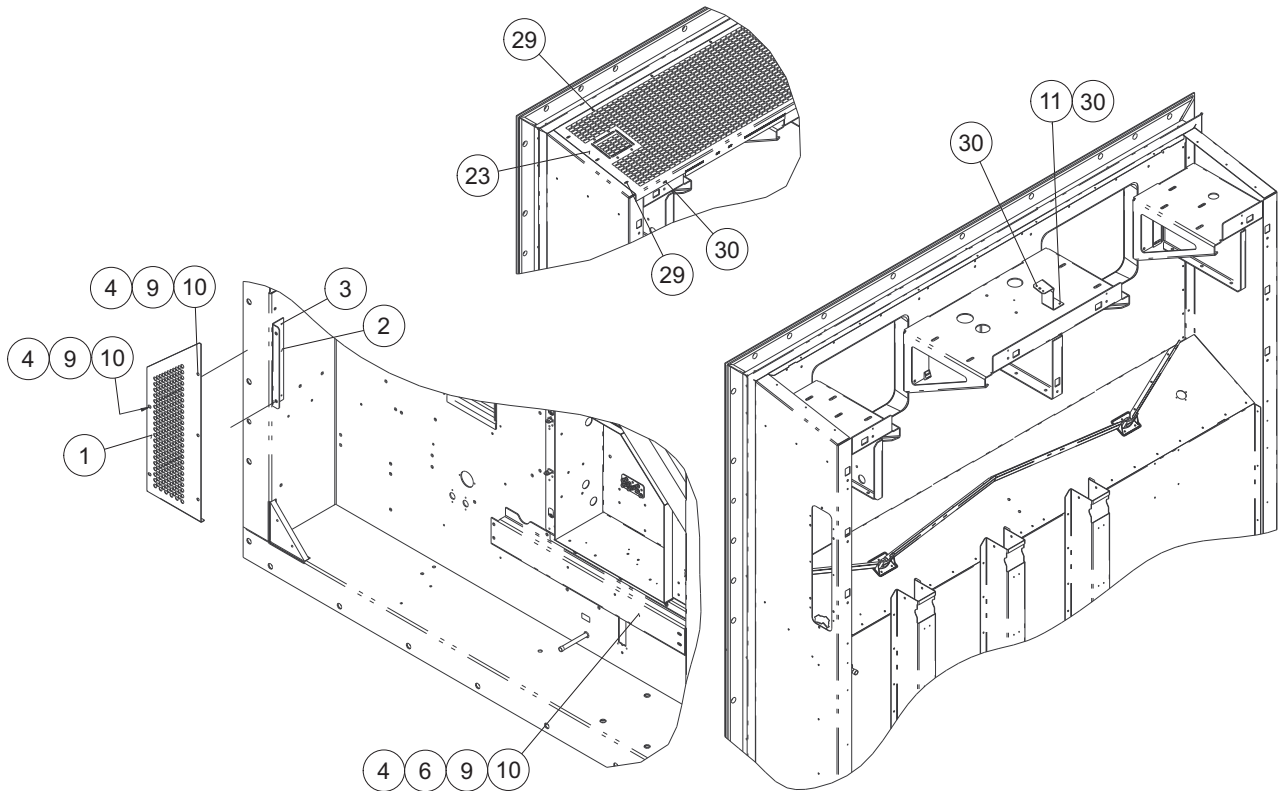
SV = Suffix SV - added to part number designates service replacement part.

Section	Description
Atmosphere	
Section 2	Lower Air Exchange Kit (PIDs NT2300 to 2999)
Section 3	Lower Air Exchange Kit (PIDs NT3000 and higher)
Section 4	Upper Air Exchange Kit with VPS Provision or Installed
Section 5	Upper Air Exchange Kit, Bulk Head Assembly
Section 6	TransFresh Option
Compressor Section	
Section 7	Compressor Assembly
Section 8	Compressor Tubing (PIDs NT2300 to 2999)
Section 9	Compressor Tubing (PIDs NT3000 and higher)
Condenser Section	
Section 10	Condenser Fan and Motor
Section 11	Condenser Assembly (PIDs NT2300 to 2999)
Section 12	Condenser Assembly (PIDs NT3000 to 3099 and 3115)
Section 13	Condenser Assembly (PIDs 3100 and higher)
Section 14	Condenser Assembly, PrimeLINE ONE Units (PIDs NT8000 and higher)
Section 15	Condenser Assembly with Tube-In-Shell WCC (PIDs NT2300 to 2999)
Section 16	Condenser Assembly with Brazed Plate WCC (PIDs NT2300 to 2999)
Section 17	Condenser Assembly with Brazed Plate WCC (PIDs NT3000 to 3099 and 3115)
Section 18	Condenser Assembly with Brazed Plate WCC (PIDs NT 3100 and higher)
	<u>Condenser Sub Assemblies:</u>
Section 19	Receiver Assembly (PIDs NT2300 to 2999)
Section 19	Receiver Assembly (PIDs NT3000 to 3099)
Section 19	Receiver Assembly (PIDs NT3100 and higher)
Section 19	Cover Assembly (PIDs NT2300 to 2999)
Section 19	Cover Assembly (PIDs NT3000 to 3099)
Section 19	Cover Assembly (PIDs NT3100 and higher)
Section 19	Condenser Economizer Assembly (PIDs NT2300 to 2999)
Section 19	Condenser Economizer Assembly (PIDs NT3000 and higher)
Evaporator Section	
Section 20	Evaporator Fan and Motor
Section 21	Evaporator Fan and Motor, PrimeLINE ONE Units (PIDs NT8000 and higher)
Section 22	Evaporator Tubing and Coil, 6 Row (PIDs NT2300 to NT2699)
Section 23	Evaporator Tubing and Coil, 5 Row (PIDs NT2700 to NT3099)
Section 24	Evaporator Tubing and Coil, 4 Row (PIDs NT3100 and higher)
Section 25	Drain Kit
Section 26	Heater Kit
Section 27	Humidity Kit
Frame	
Section 28	Frame Kit (PIDs NT2300 to 2549)
Section 29	Frame Kit (PIDs NT2550 to 2699)
Section 30	Frame Kit (PIDs NT2700 to 2899)
Section 31	Frame Kit (PIDs NT3000 and higher)
Section 32	Frame Assembly

Section	Description
Controls and Electronics	
Section 33	Controller Module Section and Devices
Section 34	Controller Kit (PIDs NT2300 to NT2549)
Section 35	Controller Kit (PIDs NT2550 to NT2999)
Section 36	Controller Kit (PIDs NT3000 and higher)
Section 37	Control Box Door Kit with Screw Fastener (PIDs NT2300 to 2849)
Section 38	Control Box Door Kit with Screw Fastener (PIDs NT2850 and higher)
Section 39	Control Box Door Sub Assembly with Screw Fastener
Section 40	Control Box Door Kit with Latch Fastener (PIDs NT2300 to 2849)
Section 41	Control Box Door Kit with Latch Fastener (PIDs NT2850 and higher)
Section 42	Control Box Door Sub Assembly with Latch Fastener
Section 43	Control Box Prep Kit with Screw Fastener (PIDs NT2300 to 3099)
Section 44	Control Box Prep Kit with Screw Fastener (PIDs NT3100 and higher)
Section 45	Control Box Prep Kit with Latch Fastener (PIDs NT2300 to 3099)
Section 46	Control Box Prep Kit with Latch Fastener (PIDs NT3100 and higher)
Section 47	Control Box Assembly
Section 48	Panel Kit for Start/Stop Switch
Section 49	Autotransformer Kit
Section 50	Remote Monitoring Unit, RMU Kit (PIDs NT2300 to 2715)
Section 51	Remote Monitoring Unit, RMU Kit (PIDs NT2723 and higher)
Section 52	USDA Section
Section 53	Interrogator Kit
Electrical and Cables	
Section 54	Wiring Kit (PIDs NT2300 to 2699)
Section 55	Wiring Kit (PIDs NT2700 to 2999)
Section 56	Wiring Kit (PIDs NT3000 and higher)
Section 57	Low Voltage Harness
Section 58	High Voltage Harness
Cable	
Section 59	Cable Assembly - Power Cable and Plug
Section 60	Cable Guard Kit (PIDs NT2300 to 2549)
Section 61	Cable Guard Kit (PIDs NT2550 to 2999)
Section 62	Cable Guard Kit (PIDs NT3000 and higher)
Section 63	Cable Restraint
Convenience Features	
Section 64	Labels and Decals (PIDs NT2300 to 2999)
Section 65	Labels and Decals (PIDs NT3000 and higher)
Section 66	Back Panel Assembly (PIDs NT2300 to 2849)
Section 67	Back Panel Assembly (PIDs NT2850 and higher)
Section 68	Vacuum Valve Assembly
Tools and Miscellaneous Parts	
Section 69	Tools

2 Lower Air Exchange (PIDs NT2300 to 2900)

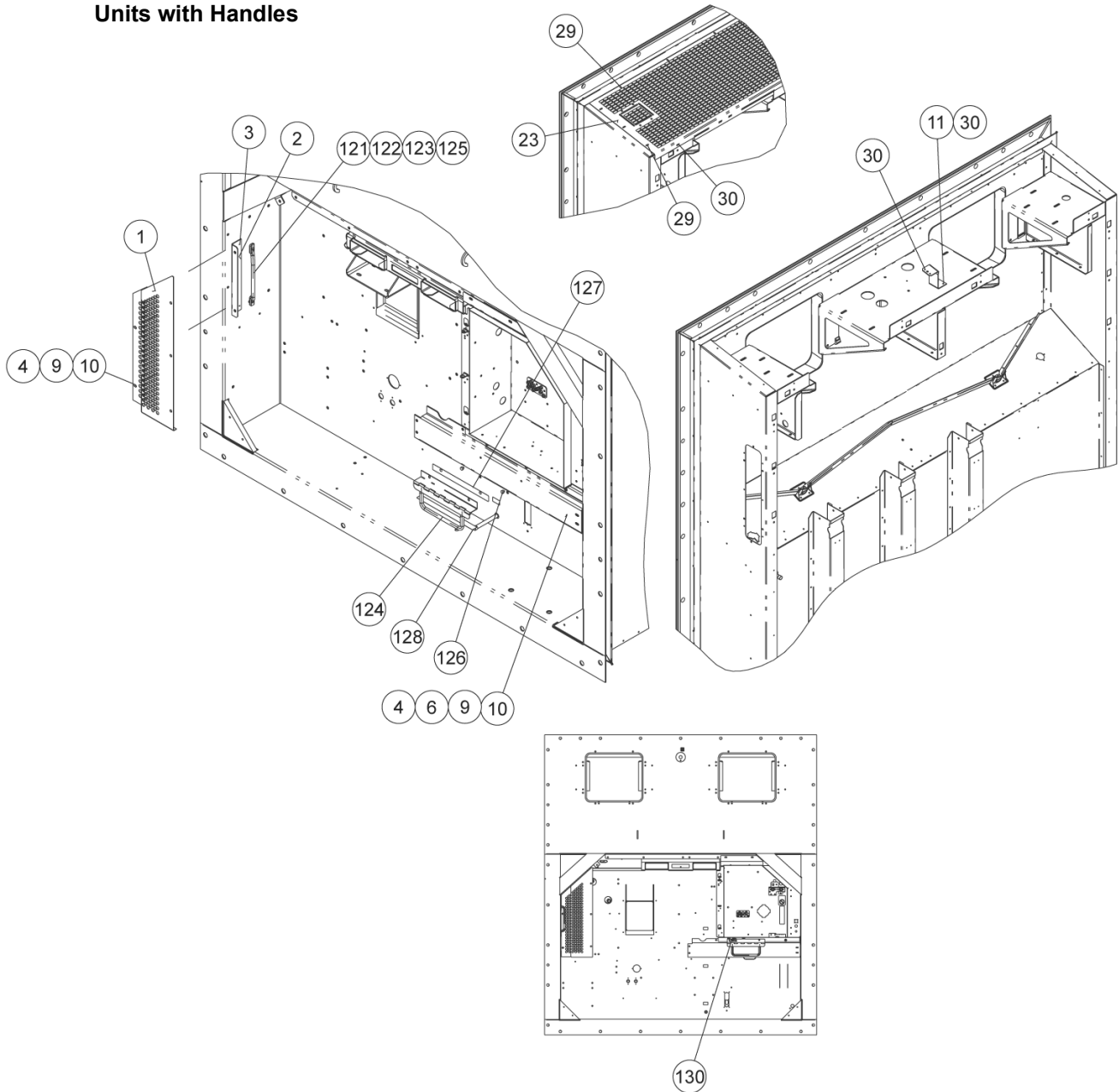
Units without Handles



Item	Part Number	Description	Qty
Units without Handles			
1	68-17037-00	Panel	1
2	62-17118-00	Bracket	1
3	34-00928-20	Rivet, Blind	2
4	66-U---1--5361-25	Screw, Cap Hex Head 1/4-20 X 0.75	9
6	68-17129-00	Cover (PIDs NT2300 to 2799)	1
	68-86330-00	Cover (PIDs NT2800 to 2899)	1
9	66-U---1--5321-7	Washer, Plain 1/4 W Type A	9
10	34-06053-00	Washer 0.250 ID X 0.800 OD	9
11	68-16521-00	Bracket	1
23	68-86304-00	Grille	1
29	34-00928-07	Rivet, Blind	13
30	34-00928-09	Rivet, Blind	8

2 Lower Air Exchange (PIDs NT2300 to 2900)

Units with Handles



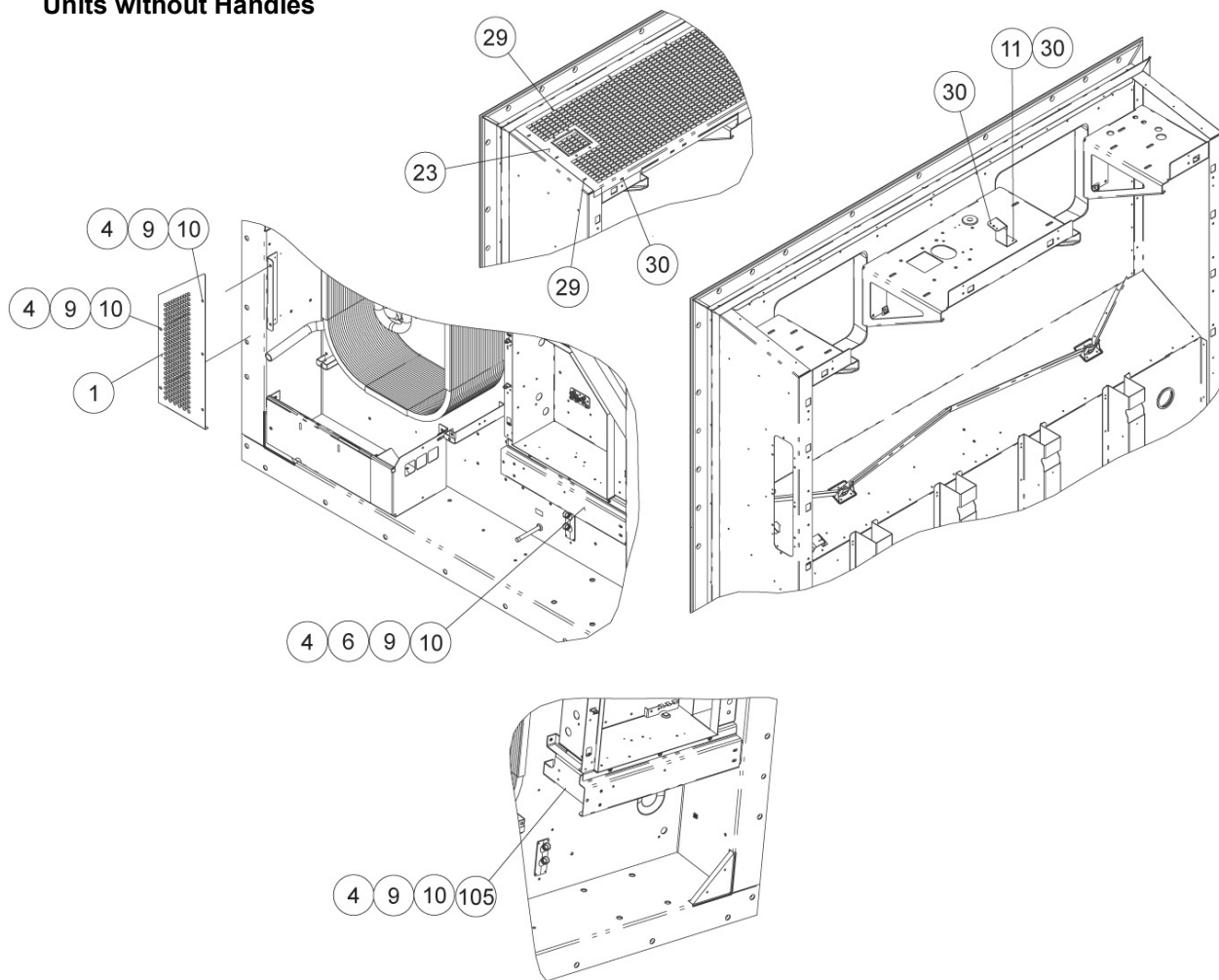
Item	Part Number	Description	Qty
Units with Handles			
1	68-17044-00	Panel	1
2	68-17118-00	Bracket	1
3	34-00928-20	Rivet, Blind	2
4	66-U---1--5361-25	Screw, Cap Hex Head 1/4-20 X 0.75	11
6	68-17129-02	Cover	1
9	66-U---1--5321-7	Washer, Plain 1/4 W Type A	11
10	34-06053-00	Washer 0.250 ID X 0.800 OD	11
11	68-16521-00	Bracket	1
23	68-86304-00	Grille	1

2 Lower Air Exchange (PIDs NT2300 to 2900)

29	34-00928-07	Rivet, Blind	13
30	34-00928-09	Rivet, Blind	8
121	69NT--35---8113	Handle	1
122	34-00792-07	Screw, Cap Hxhd	2
123	66-U---1--5331	Washer, Lock	2
124	69NT--40---657-4	Handle Assembly	1
125	34-06053-15	Washer	2
126	58-04480-00	Bumper, Rubber	2
127	58-04910-06	Protector	1
128	58-04910-07	Protector	1
130	86-05078-00	Bracket	1

3 Lower Air Exchange (PIDs NT3000 and higher)

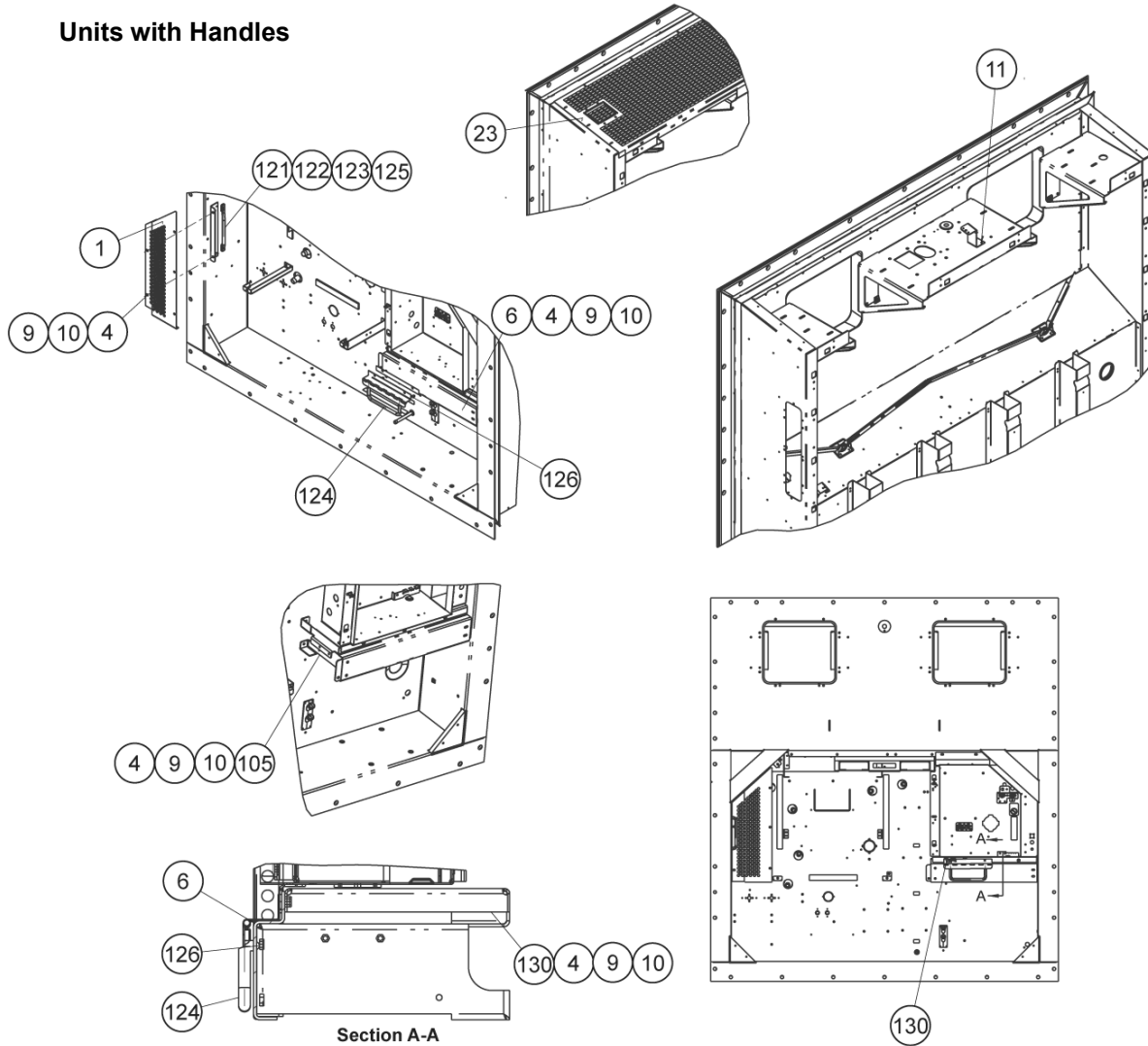
Units without Handles



Item	Part Number	Description	Qty
Units without Handles			
1	68-17037-00	Panel	1
4	66-U---1--5361-25	Screw, Cap Hex Head 1/4-20 X 0.75	11
6	68-86383-00	Cover (PIDs NT3000 to NT3099 and NT3115)	1
	68-86441-00	Cover (PIDs NT3100 and higher)	1
9	66-U---1--5321-7	Washer, Plain 1/4 W Type A	11
10	34-06053-00	Washer 0.250 ID X 0.800 OD	11
11	68-16521-00	Bracket	1
23	68-86304-00	Grille	1
29	34-00928-07	Rivet, Blind	13
30	34-00928-09	Rivet, Blind	8
105	68-17836-00	Bracket (PIDs NT3000 to NT3099 and NT3115)	1
	68-86442-00	Bracket (PIDs NT3100 and higher)	1

3 Lower Air Exchange (PIDs NT3000 and higher)

Units with Handles

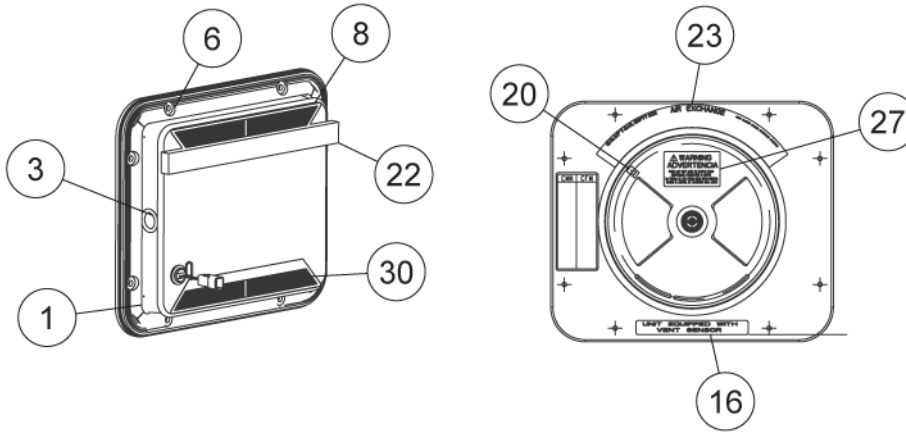
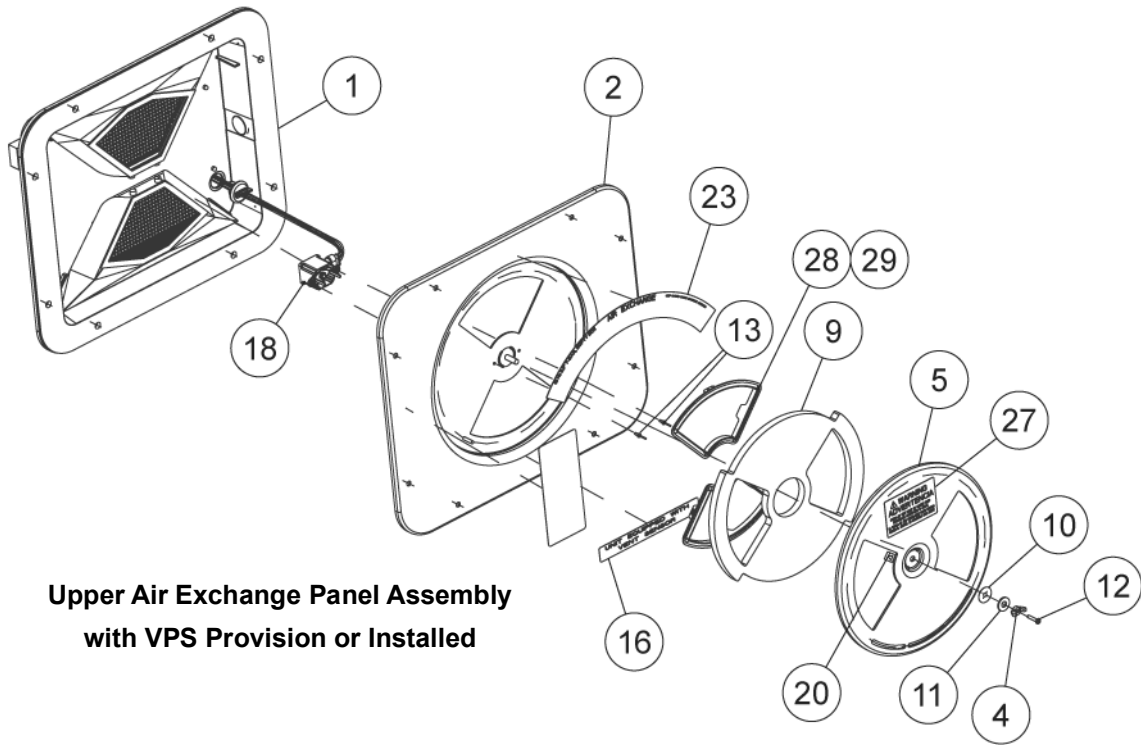


Item	Part Number	Description	Qty
Units with Handles			
1	68-17044-00	Panel	1
4	66-U---1--5361-25	Screw, Cap Hex Head 1/4-20 X 0.75	13
6	68-86383-02	Cover (PIDs NT3000 to NT3099 and NT3115)	1
	68-86441-02	Cover (PIDs NT3100 and higher)	1
9	66-U---1--5321-7	Washer, Plain 1/4 W Type A	13
10	34-06053-00	Washer 0.250 ID X 0.800 OD	13
11	68-16521-00	Bracket	1
23	68-86304-00	Grille	1
105	68-17836-00	Bracket (PIDs NT3000 to NT3099 and NT3115)	1
	68-86442-00	Bracket (PIDs NT3100 and higher)	1
121	69NT--35---8113	Handle	1
122	34-00792-07	Screw, Cap Hxhd	2
123	66-U---1--5331	Washer, Lock	2

3 Lower Air Exchange (PIDs NT3000 and higher)

124	69NT--40---657-4	Handle Assembly	1
125	34-06053-15	Washer	2
126	58-04480-00	Bumper, Rubber	2
130	86-05078-00	Bracket	1

4 Upper Air Exchange Panel with VPS Provision or Installed



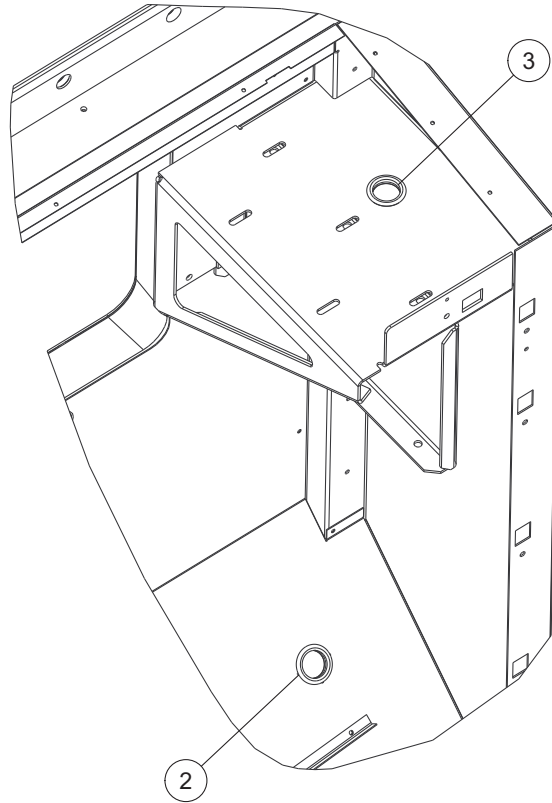
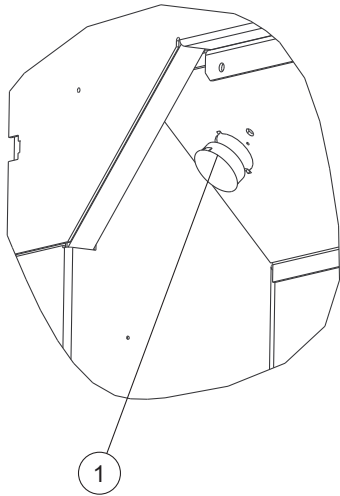
Item	Part Number	Description	Qty
	79-66779-00	Access Panel Assembly - Includes:	1
	79-66779-03	Access Panel Assembly with Medfly Screen and XtendFRESH - Includes:	1
	79-66779-04	Access Panel Assembly with Medfly Screen - Includes:	1
1	79-66771-01	Access Panel Assembly	NSS
2	68-12940-05	Cover	1
3	66-U---1--5562-2	Plug, Button	1
4	66-U---1--5362-2	Nut, Wing	1
5	68-12933-07	Disc	1
6	42-00296-01	Gasket (for 79-66779-00 and -04)	1
8	42-00327-00	Gasket	1

4 Upper Air Exchange Panel with VPS Provision or Installed

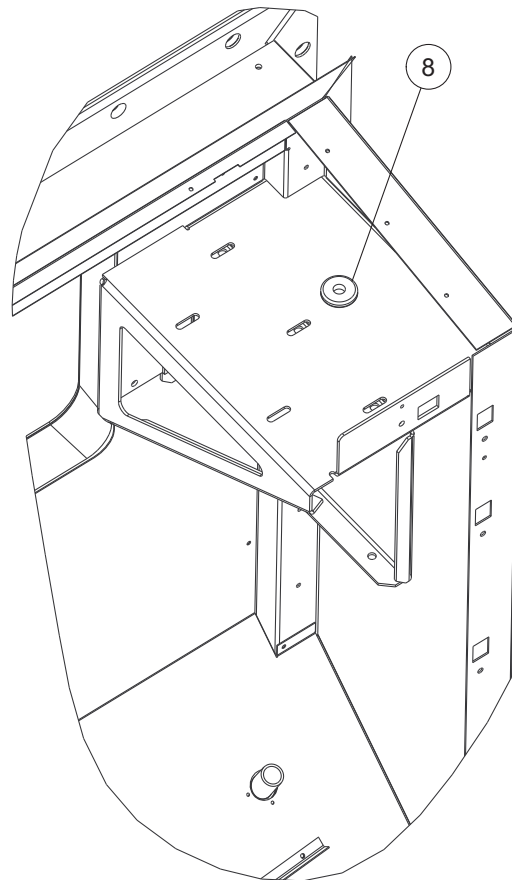
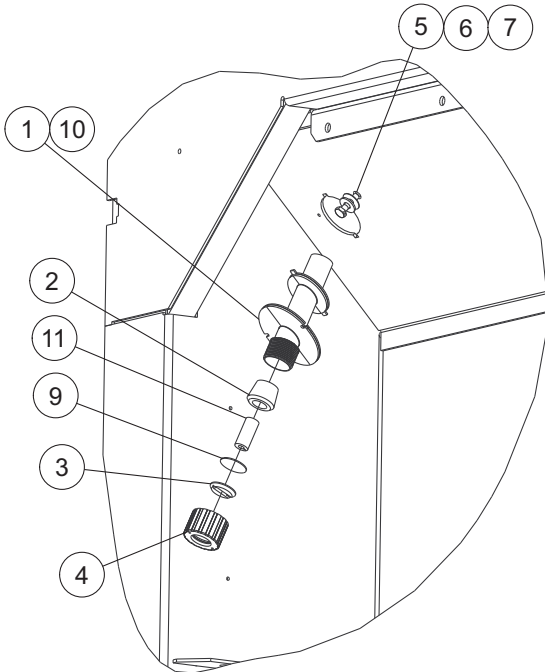
9	42-00407-00	Gasket (for 79-66779-00 and -04)	1
10	34-06053-19	Washer, Retaining	1
11	66-U---1--5321-13	Washer, Plain	1
12	34-06185-01	Screw, Mach Pnhd	1
13	34-00928-20	Rivet, Blind	2
16	62-10930-00	Label	1
18	79-66778-00	Vent Position Sensor (VPS) Kit - Includes:	1
	12-00847-00	VPS Sensor	1
	58-66699-00	Plate	1
20	66CH---1--1002-33	Label	1
22	66-U---1--2552-185	Gasket	1
23	62-02723-15	Label (for 79-66779-00 and -04)	1
30	58-04251-00	Screen, Medfly (for 79-66779-03 and -04)	2
Panel Assemblies with XtendFRESH (79-66779-03)			
6	42-66649-00	Gasket	1
9	42-66650-00	Gasket	1
23	62-02723-18	Label	1
27	62-11894-00	Label	1
28	58-05137-00	Collar	2
29	42-66643-00	Gasket	2

5 Bulkhead Penetration - Upper Air Exchange

No Recorder, No Transfresh Cable



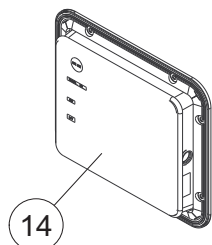
**No Recorder, Transfresh Cable Installed
Recorder Provision, No Transfresh Cable**



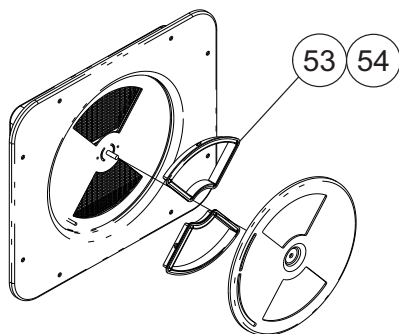
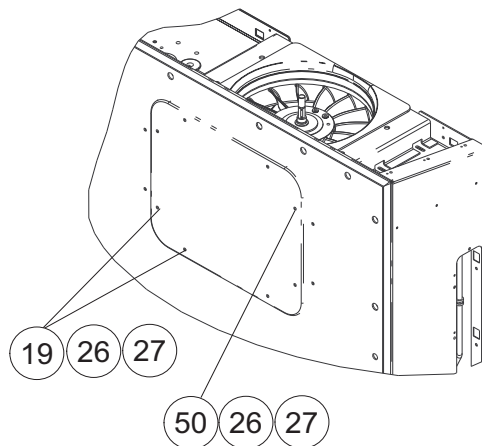
5 Bulkhead Penetration - Upper Air Exchange

Item	Part Number	Description	Qty
No Recorder, No Transfresh Cable			
1	58-00616-00	Plug, Hole 2.00 Diameter X 0.12	1
2	66-U---1--5562-2	Plug, Button 1.25 Diameter Hole	1
3	66-U---1--5562-12	Plug, Button 1.25 Diameter Hole	1
No Recorder, Transfresh Cable Installed			
1	58-04290-01	Fitting Bulkhead	1
2	22-01602-02	Bushing	1
3	22-01602-03	Ring	1
4	22-01733-01	Nut	1
5	34-06154-03	Screw, Cap Hex Head 1/4-20 X 1.00	1
6	34-06053-00	Washer 0.250 ID X 0.800 OD	1
7	66-U---1--5321-7	Washer, Plain 1/4 W Type A	1
8	66-U---1--1571-14	Grommet	1
10	34-00928-20	Rivet, Blind	5
11	58-04302-01	Grommet	1
Recorder Provision, No Transfresh Cable			
1	58-04290-01	Fitting Bulkhead	1
2	22-01602-02	Bushing	1
3	22-01602-03	Ring	1
4	22-01733-01	Nut	1
5	34-06154-03	Screw, Cap Hex Head 1/4-20 X 1.00	1
6	34-06053-00	Washer 0.250 ID X 0.800 OD	1
7	66-U---1--5321-7	Washer, Plain 1/4 W Type A	1
8	66-U---1--5562-12	Plug, Button	1
9	69NT--35--8258	Disc	1
10	34-00928-20	Rivet, Blind	5
11	58-04302-01	Grommet	1

6 Trans-Fresh Option

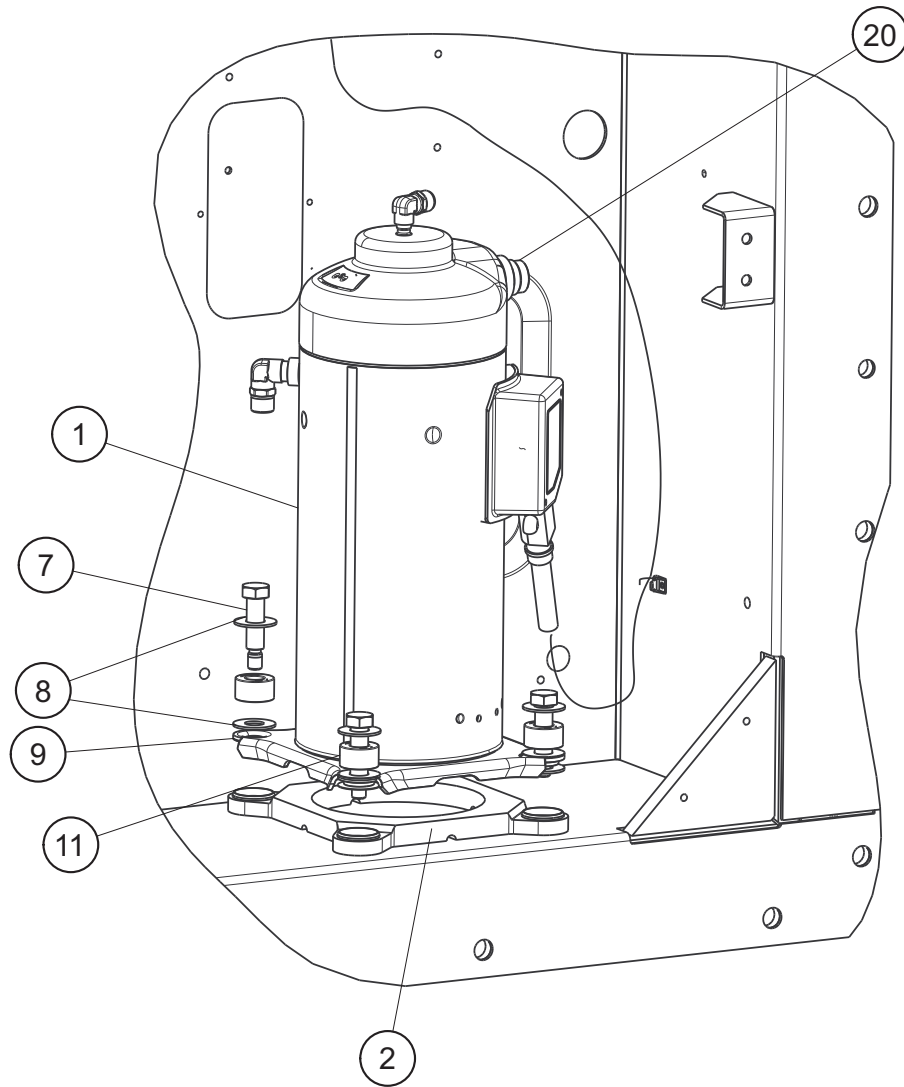


Standard Evap Panel Assy



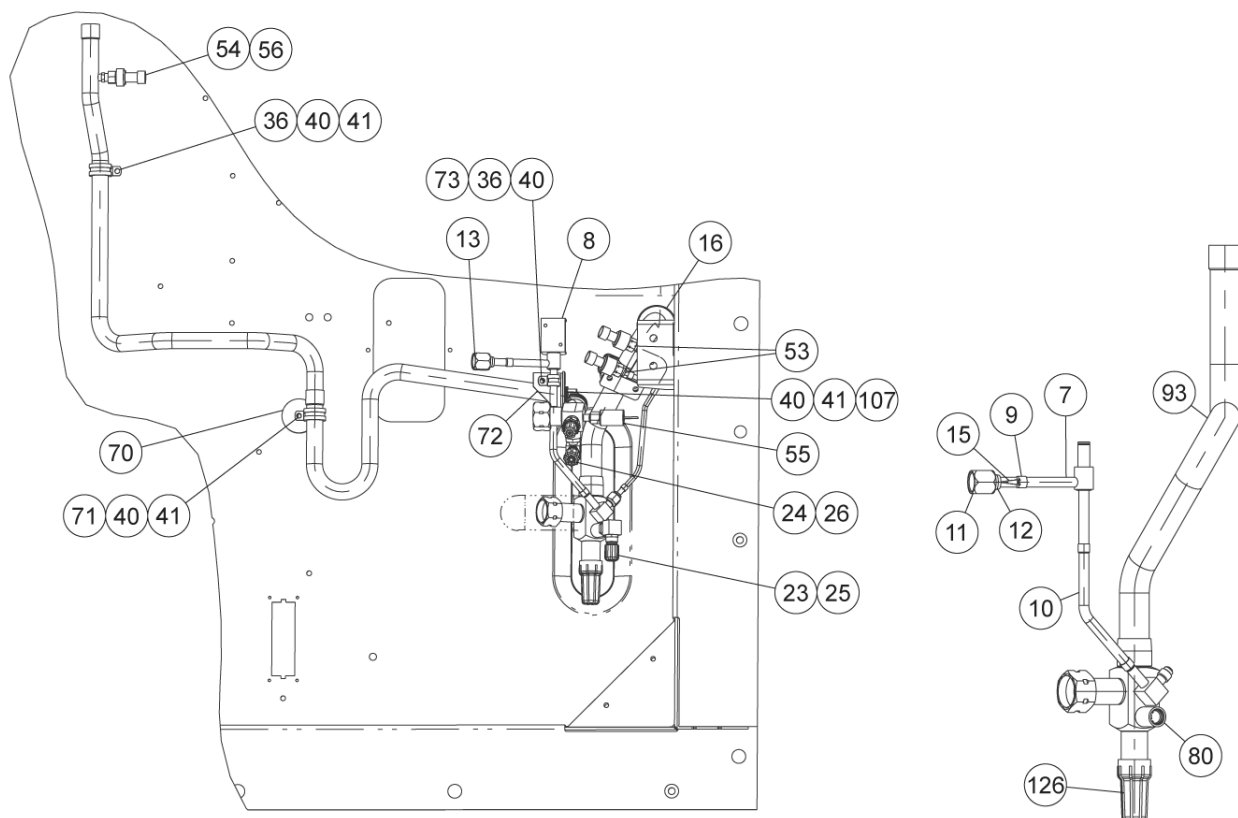
Item	Part Number	Description	Qty
TransFresh None or Provision, Standard Evaporator Panel			
14	79-01697-06SV	Standard Evaporator Panel Assembly	1
19	34-66627-00	Screw, Cap Hxhd	2
26	34-06053-18	Washer, Retaining	8
27	34-06212-17	Washer, Plain	8
50	34-66644-00	Screw, Cap Hxhd	6
TransFresh None or Provision, Standard Evaporator Panel with Collar and Gasket			
14	79-01697-06SV	Standard Evaporator Panel Assembly	1
19	34-66627-00	Screw, Cap Hxhd	2
26	34-06053-18	Washer, Retaining	8
27	34-06212-17	Washer, Plain	8
50	34-66644-00	Screw, Cap Hxhd	6
53	58-05137-01	Collar, Fresh Air Vent	2
54	42-66643-00	Gasket, Fresh Air Vent	2

7 Compressor

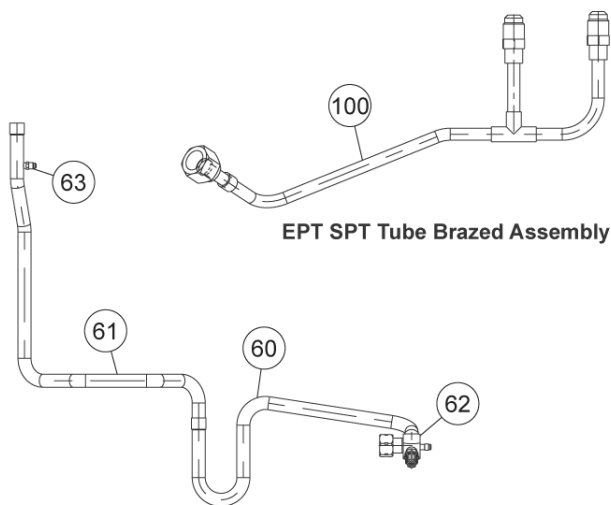


Item	Part Number	Description	Qty
1	18-10178-22	Compressor, Scroll R-134a / R-513A / R-1234yf	1
2	58-04821-00	Base Assembly	1
7	34-06277-02	Bolt, Shoulder	4
8	34-06236-00	Washer	8
9	34-06053-20	Washer	4
11	58-04791-01	Mount, Resilient	4
20	12-00653-00	Compressor Discharge Temperature Sensor (CPDS)	1

8 Compressor Tubing (PIDs NT2300 to 2999)

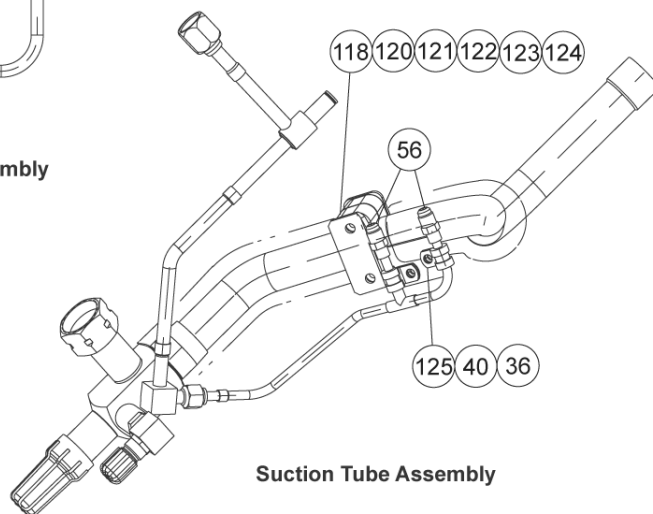


Suction Tube Brazed Assembly



EPT SPT Tube Brazed Assembly

Discharge Tube Assembly



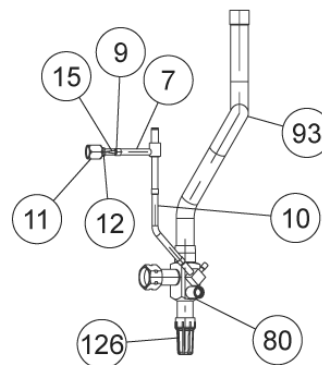
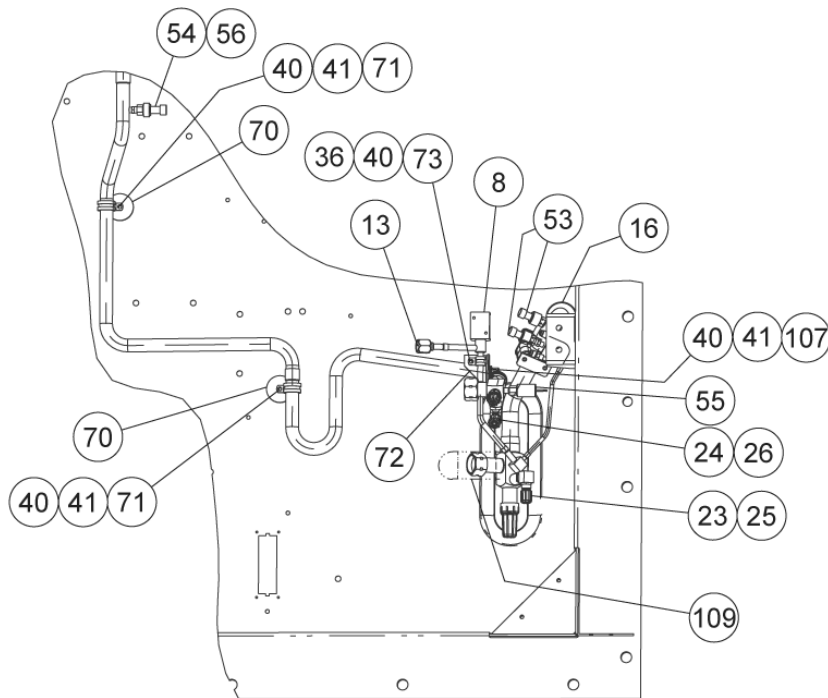
Suction Tube Assembly

Item	Part Number	Description	Qty
7	14-00361-16	Digital Unloader Valve (DUV), Body	1
8	14-00361-01	Digital Unloader Valve (DUV), Coil	1
9	56-07257-11	Tube	1
10	56-08689-00	Tube	1
11	40-00675-00	Nut, Hex 37 Deg Flare, 1/2 OD	1

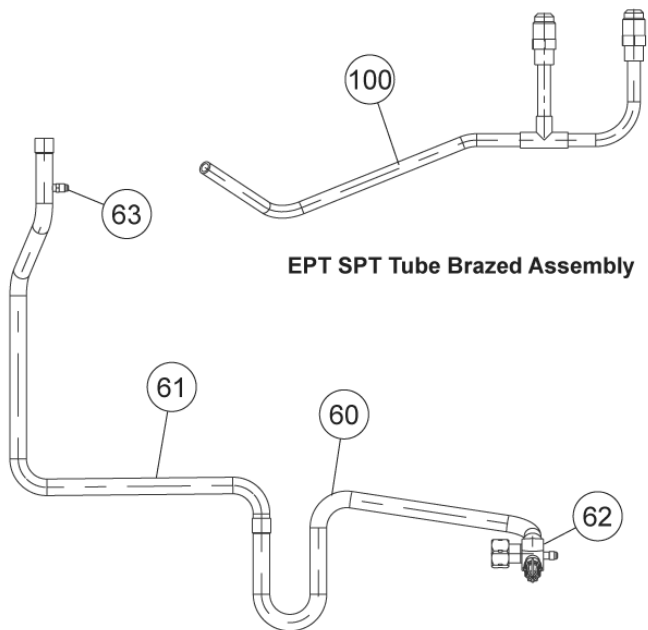
8 Compressor Tubing (PIDs NT2300 to 2999)

12	40-00663-00	Sleeve	1
13	42-00243-12	O-Ring	1
15	14-00361-15	Screen, Valve Strainer	1
16	58-00065-95	Grommet	1
23	40-00542-00	Elbow	1
24	40-00542-01	Elbow	1
25	40-00520-02	Cap	1
26	40-00520-03	Cap	1
36	66-U---1--5371-6	Screw, Machine Hex Head #10-24 X 0.750	3
40	34-06053-05	Washer	6
41	66-U---1--3632-20	Clamp, Tube	3
53	76-00816-00	Service Kit, Suction Pressure Transducer (SPT)	2
	76-00816-00	Service Kit, Evaporator Pressure Transducer (EPT)	2
54	12-00352-00	Discharge Pressure Transducer (DPT)	1
55	12-00309-08	High Pressure Switch (HPS)	1
56	--EC--39DM-070	Core, Check Valve	3
60	56-09161-00	Tube, Discharge 7/8 OD X 0.045	1
61	56-09162-00	Tube, Discharge 7/8 OD X 0.045 (For PIDs NT2300 to 2749)	1
	56-66792-00	Tube, Discharge 7/8 OD X 0.045 (For PIDs NT2750 to 2999)	1
62	40-00583-16	Discharge Service Valve	1
63	40-01124-00	Valve Body	1
70	34-06295-04	Washer, Fender #10-1.690-2.000 OD	1
71	66-U---1--5371-10	Screw, Machine Hex Head #10-24 X 1.00	1
72	68-15532-00	Bracket 0.090 Thick Aluminum	1
73	34-00373-53	Clamp, Tube	1
80	76-00818-01	Suction Service Valve (For PIDs NT2300 to 2749)	1
	76-66649-00	Suction Service Valve (For PIDs NT2750 to 2999)	1
93	56-09063-00	Tube, Suction 1-1/8 OD X 0.05	1
100	74-66663-00	Service Kit, Tube Assembly (F-Tube) - Includes:	1
	79-66738-00	Tube Assembly	1
	81-66629-00	Tube Assembly	1
107	34-00795-09	Nut, Self Lock	1
118	68-15997-00	Bracket	1
120	44-00285-54	Clamp, Tube 1-1/8 OD 2 Pieces	1
121	34-00655-18	Screw, Cap Hex Head 1/4-20 X 2.25	2
122	34-06053-00	Washer 0.250 ID X 0.800 OD	2
123	66-U---1--5321-7	Washer, Plain 1/4 W Type A	2
124	68-15998-00	Nut Plate	1
125	34-00373-51	Clamp, Tube	2
126	40-00665-21	Cap	1

9 Compressor Tubing (PIDs NT3000 and higher)

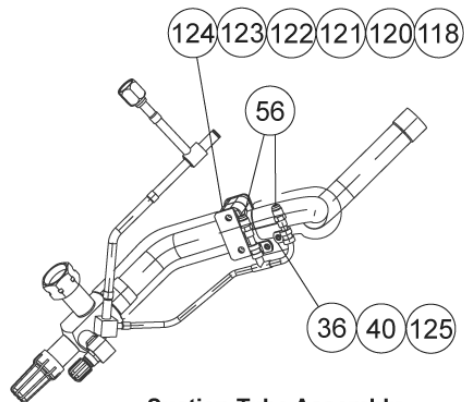


Suction Tube Brazed Assembly



EPT SPT Tube Brazed Assembly

Discharge Tube Assembly



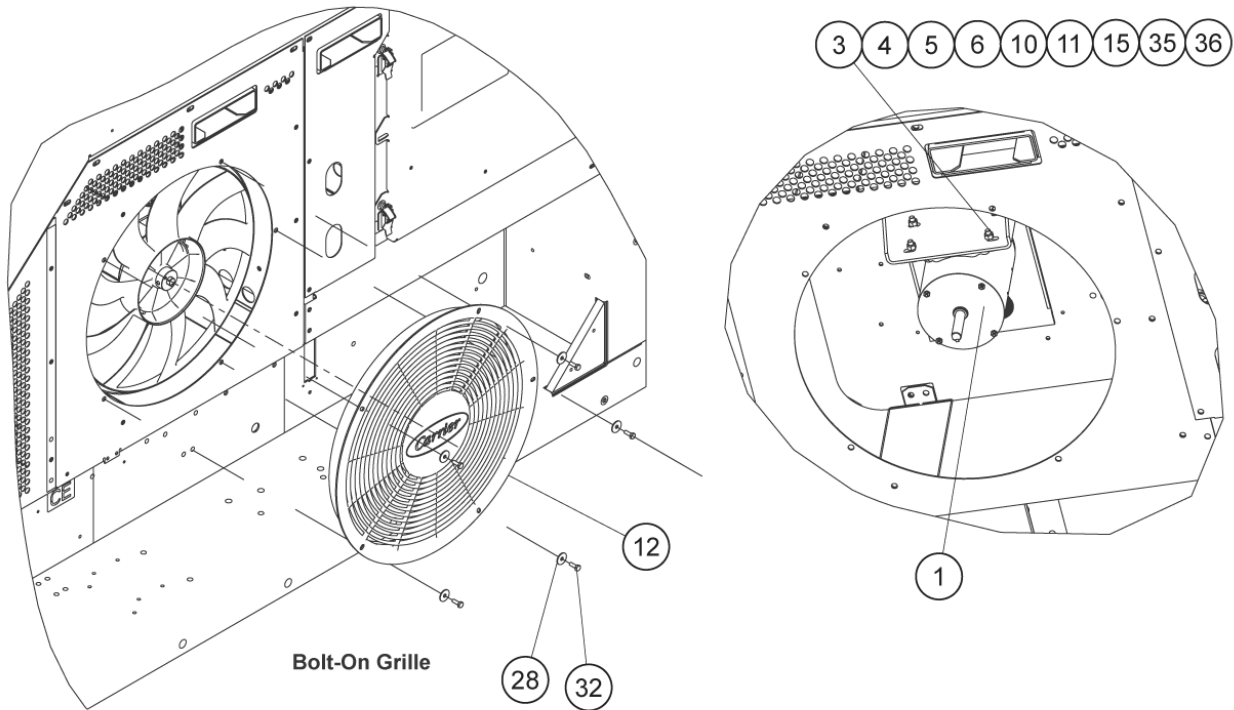
Suction Tube Assembly

Item	Part Number	Description	Qty
7	14-00361-16	Digital Unloader Valve (DUV), Body	1
8	14-00361-01	Digital Unloader Valve (DUV), Coil	1
9	56-07257-11	Tube	1
10	56-08689-00	Tube	1
11	40-00675-00	Nut, Hex 37 Deg Flare, 1/2 OD	1

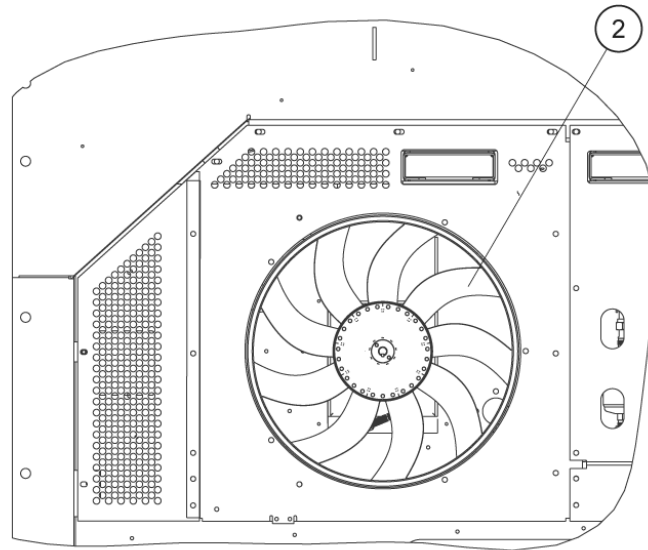
9 Compressor Tubing (PIDs NT3000 and higher)

12	40-00663-00	Sleeve	1
13	42-00243-12	O-Ring	1
14	66-U---1--3803	Tube, Heat Shrink	2
15	14-00361-15	Screen, Valve Strainer	1
16	58-00065-95	Grommet	1
23	40-00542-00	Elbow	1
24	40-00542-01	Elbow	1
25	40-00520-02	Cap	1
26	40-00520-03	Cap	1
36	66-U---1--5371-6	Screw, Machine Hex Head #10-24 X 0.750	3
40	34-06053-05	Washer	6
41	66-U---1--3632-20	Clamp, Tube	3
53	76-00816-00	Service Kit for Suction Pressure Transducer (SPT)	2
	76-00816-00	Service Kit for Evaporator Pressure Transducer (EPT)	2
54	12-00352-00	Discharge Pressure Transducer (DPT)	1
55	12-00309-08	High Pressure Switch (HPS)	1
56	--EC--39DM-070	Core, Check Valve	3
60	56-09161-00	Tube, Discharge 7/8 OD X 0.045	1
61	56-09367-00	Tube, Discharge 7/8 OD X 0.045	1
62	40-00583-16	Discharge Service Valve	1
63	40-01124-00	Valve Body	1
70	34-06295-04	Washer, Fender #10-1.690-2.000 OD	2
71	66-U---1--5371-10	Screw, Machine Hex Head #10-24 X 1.00	2
72	68-15532-00	Bracket 0.090 Thick Aluminum	1
73	34-00373-53	Clamp, Tube	1
80	76-66649-00	Suction Service Valve	1
93	56-09063-00	Tube, Suction 1-1/8 OD X 0.05	1
100	74-66663-00	Service Kit, Tube Assembly (F-Tube) - Includes:	1
	79-66738-00	Tube Assembly	1
	81-66629-00	Tube Assembly	1
107	34-00795-09	Nut, Self Lock	1
118	68-15997-00	Bracket	1
120	44-00285-54	Clamp, Tube 1-1/8 OD 2 Pieces	1
121	34-00655-18	Screw, Cap Hex Head 1/4-20 X 2.25	2
122	34-06053-00	Washer 0.250 ID X 0.800 OD	2
123	66-U---1--5321-7	Washer, Plain 1/4 W Type A	2
124	68-15998-00	Nut Plate	1
125	34-00373-51	Clamp, Tube	2
126	40-00665-21	Cap	1

10 Condenser Fan and Motor



Bolt-On Grille

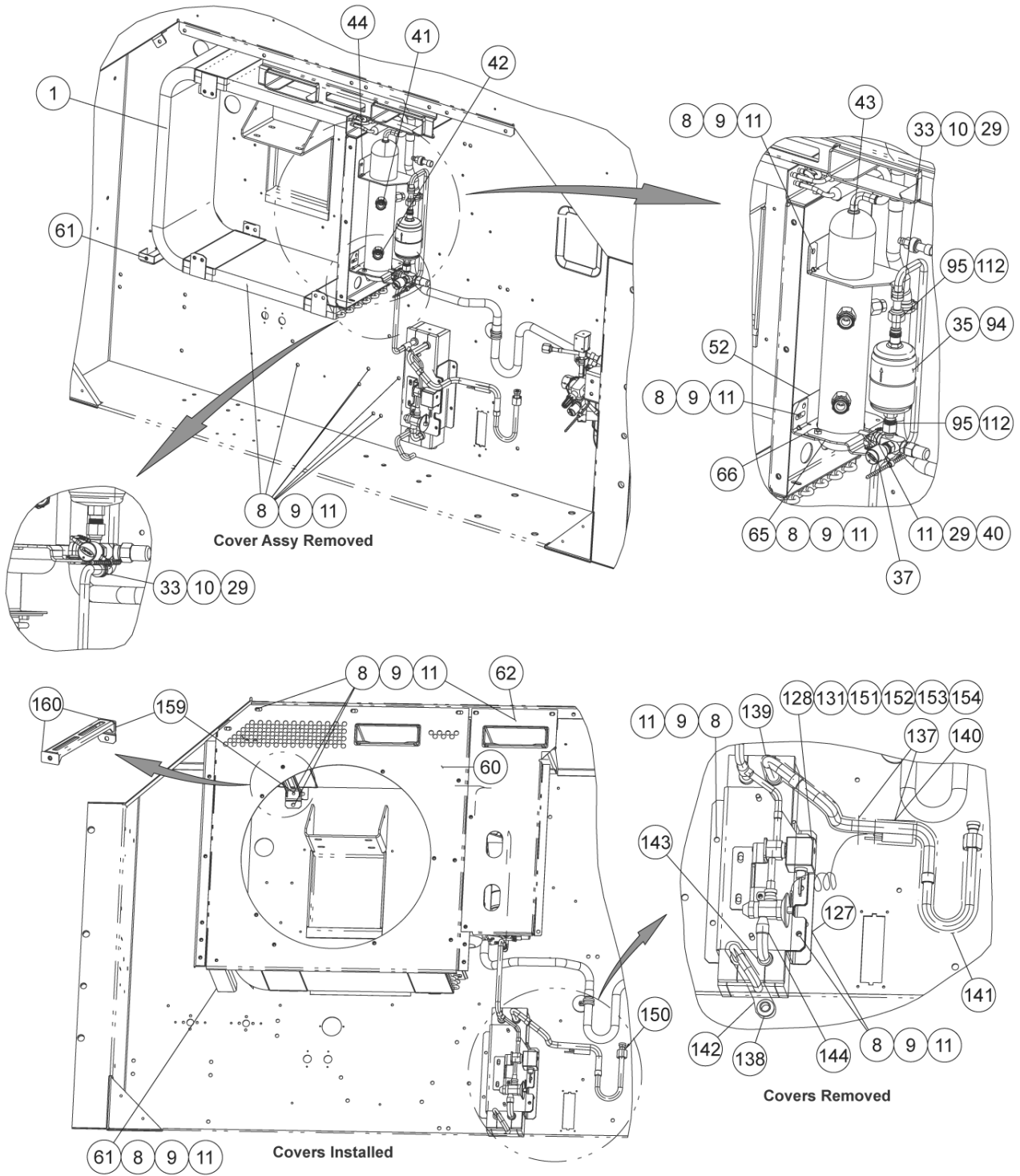


Shown with Fan Grille Removed

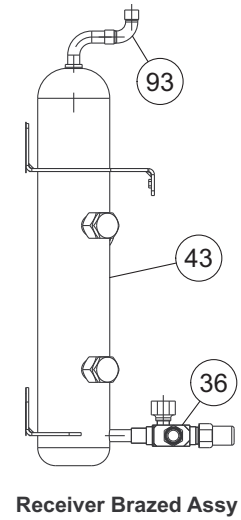
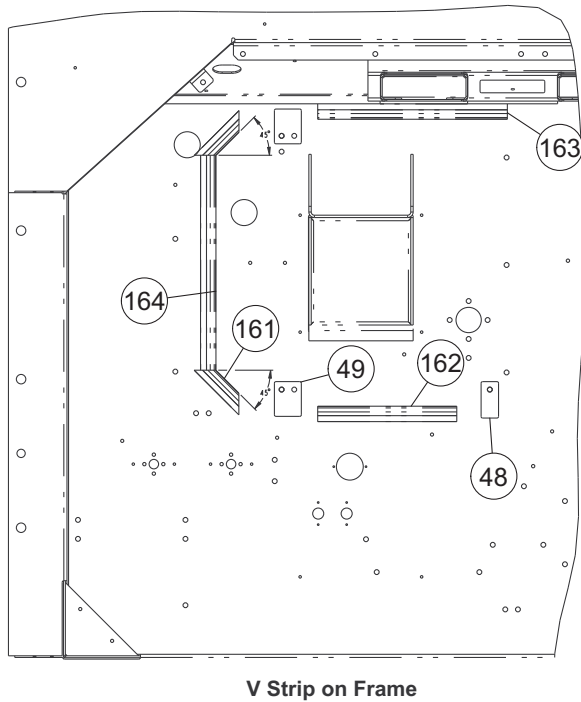
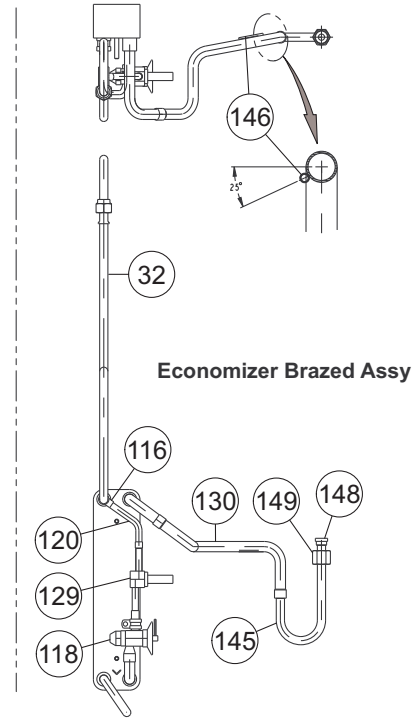
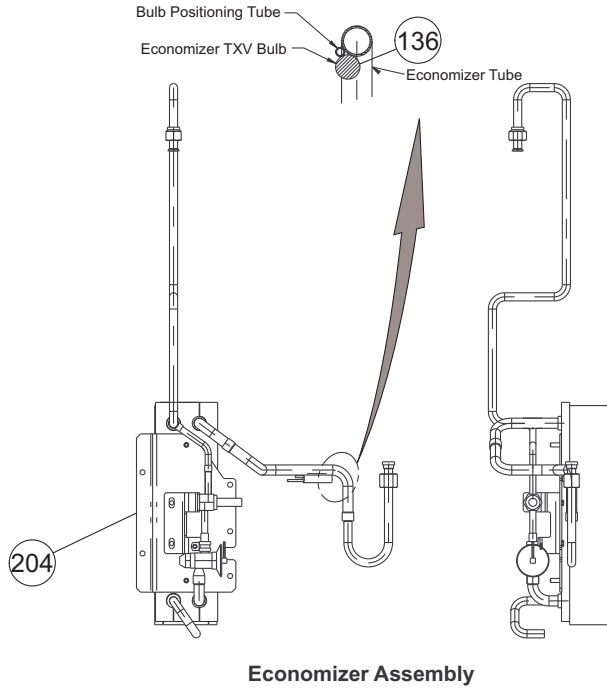
10 Condenser Fan and Motor

Item	Part Number	Description	Qty
1	54-00655-20	Condenser Fan Motor	1
2	38-00620-01	Condenser Fan Assembly	1
3	69NT--35--3452	Shim	1
4	34-01181-01	Washer, Flat	8
5	34-00667-12	Nut, Self Lock	4
6	66-U---1--5361	Screw, Cap Hex Head 5/16-18 X 1.25	4
10	69NT--35--3452-1	Shim	1
11	58-04026-113	Protector	2
12	58-04980-00SV	Condenser Grille	1
15	34-06053-02	Washer	4
28	69NT--35--2692-1	Washer, Fender 1/4-.993-1.015 OD	5
32	66-U---1--5361-25	Screw, Cap Hex Head 1/4-20 X 0.75	5
35	69NT--35--3452-2	Shim	1
36	69NT--35--3452-3	Shim	1

11 Condenser (PIDs NT2300 to 2999)



11 Condenser (PIDs NT2300 to 2999)



Item	Part Number	Description	Qty
1	81-04203-23	Coil Assembly	1
8	66-U---1--5361-25	Screw, Cap Hxhd	34
9	66-U---1--5321-7	Washer, Plain	34
10	34-06053-05	Washer	1
11	34-06053-00	Washer	35
29	66-U---1--5371-6	Screw, Mach Hxhd	2

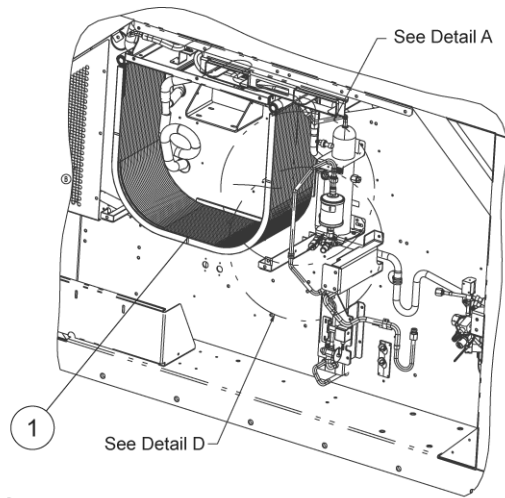
11 Condenser (PIDs NT2300 to 2999)

32	56-09064-00	Tube	1
33	44-00370-03	Clamp, Cushioned	2
35	14-00464-20	Filter Drier	1
36	14-00222-05	King Valve / Liquid Line Service Valve	1
37	40-00520-01	Coupling	1
40	34-00373-07	Clamp, Tube	1
41	14-00220-04	Sightglass	1
42	14-00221-04	Indicator	1
43	79-04049-01	Receiver Assembly. See Section 19 for details	1
44	58-04026-23	Protector	1
48	58-04910-03	Protector	1
49	58-04910-02	Protector	2
52	58-04026-108	Protector	1
60	79-66740-00	Cover Assembly. See Section 19 for details	1
61	68-17196-00	Bracket	1
62	68-16823-00	Cover, Blue	1
	68-16823-02	Cover, White	1
	68-16823-04	Cover, Bronze Green	1
	68-16823-05, 08	Cover, with Telematics (Customer Specific)	1
65	68-16864-00	Bracket	1
66	58-04910-04	Protector	2
93	40-66625-38	Elbow, 90 Str	1
94	14-00284-20	O-Ring	2
112	42-00032-13	Insulation	2
116	40-66620-01	Tee, Reducing	1
118	14-00232-34	Economizer Expansion Valve (EXV), Standard Coating	1
	14-00232-33	Economizer Expansion Valve (EXV), Rust Oleum Coating	1
120	56-07911-00	Tube, Liquid	1
128	14-01091-04	Economizer Solenoid Valve (ESV), Coil [PIDs NT2300 to 2849]	1
	14-01091-10	Economizer Solenoid Valve (ESV), Coil [PIDs NT2850 to 2999]	1
129	14-01090-12	Economizer Solenoid Valve (ESV), Body [PIDs NT2300 to 2849]	1
	14-01090-20	Economizer Solenoid Valve (ESV), Body [PIDs NT2850 to 2999]	1
130	56-09164-00	Tube	1
131	66-U---1--3803	Tube, Heat Shrink	2
136	42-00032-00	Insulation	1.2
138	66-U---1--1571-3	Grommet	1
139	42-00425-139	Insulation, Tube	1
140	42-00425-69	Insulation, Tube	1
141	42-00667-32	Insulation, Tube	1
142	42-00667-28	Insulation, Tube	1
143	42-00425-78	Insulation, Tube	1

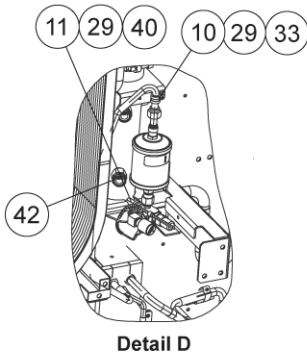
11 Condenser (PIDs NT2300 to 2999)

144	42-00425-93	Insulation, Tube	1
145	56-66738-00	Tube	1
146	99TS0322CK001400	Tube, Straight	1
148	40-00668-00	Sleeve	1
149	40-00667-00	Nut, Hex	1
150	42-00243-04	O-Ring	1
151	34-66638-00	Screw, Capt Wash	1
152	14-01091-20	O-Ring	1
153	14-01091-21	O-Ring	1
154	14-01091-22	Spacer	1
159	86-04994-00	Bracket	1
160	58-04910-05	Protector	2
161	42-00784-00	Gasket	2
162	42-00784-01	Gasket	1
163	42-00784-02	Gasket	1
164	42-00784-03	Gasket	1
204	79-66739-00	Economizer Assembly, Standard Coating EXV. Includes Heat Exchanger. See Section 19 for details.	1
	79-66739-01	Economizer Assembly, Rust Oleum Coating EXV. Includes Heat Exchanger. See Section 19 for details.	1

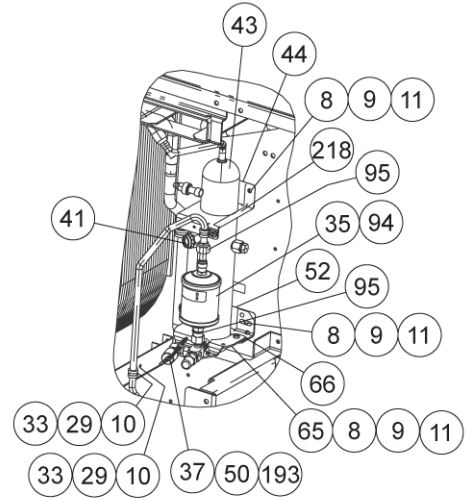
12 Condenser (PIDs NT3000 to 3099 and 3115)



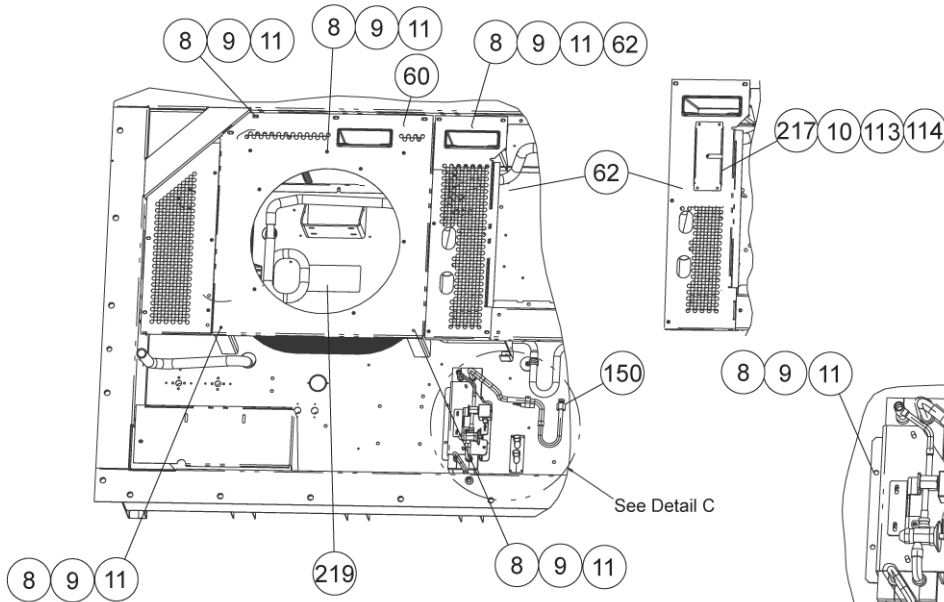
Viewed with Covers Removed



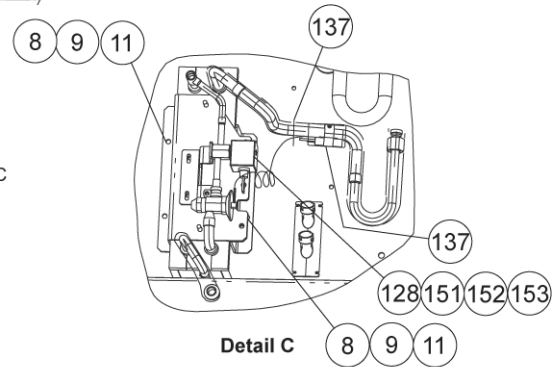
Detail D



Detail A

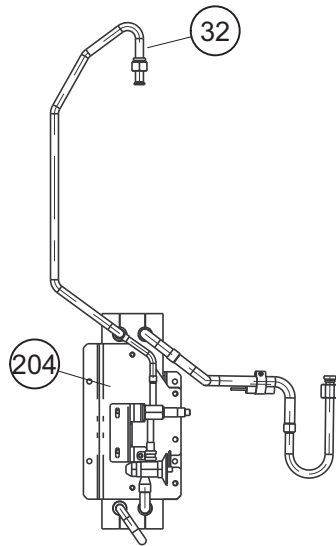


Viewed with Covers Installed

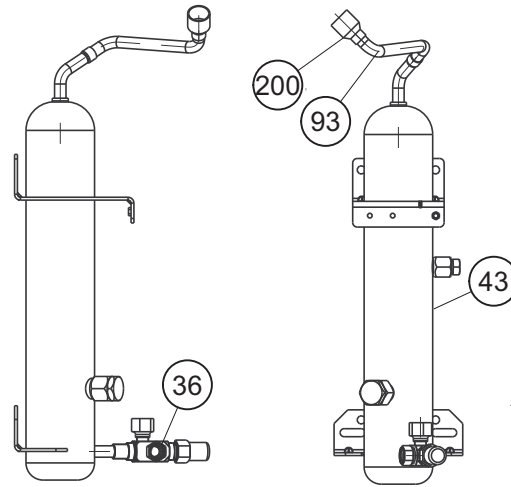


Detail C

12 Condenser (PIDs NT3000 to 3099 and 3115)



Economizer Assembly



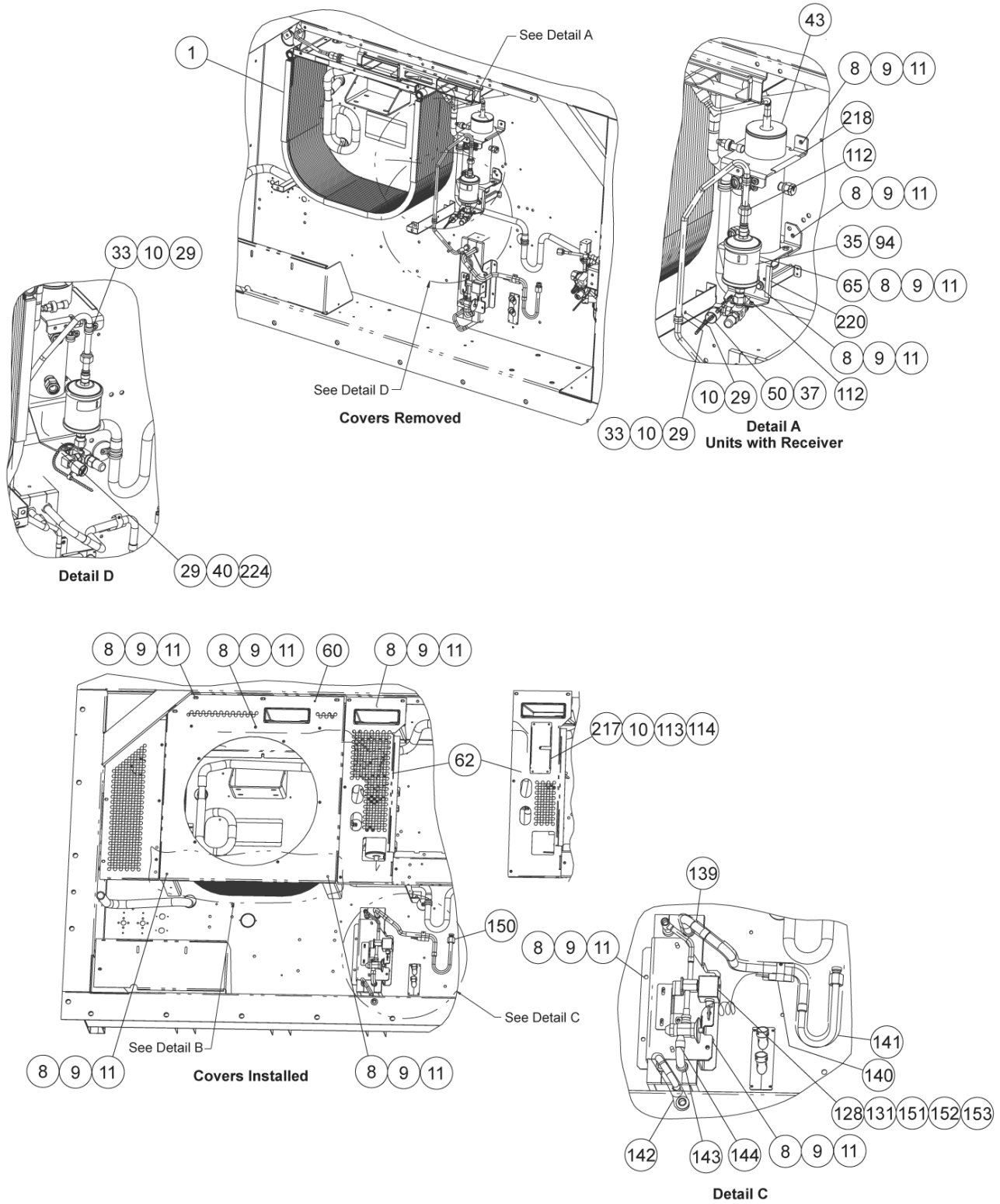
Receiver Assembly

Item	Part Number	Description	Qty
1	81-04237-20	MCHE Condenser Coil Assembly	1
	76-00839-00	MCHE Repair Kit with Applicator	1
	76-00839-01	MCHE Repair Kit without Applicator	1
8	66-U---1--5361-25	Screw, Cap Hxhd	24
9	66-U---1--5321-7	Washer, Plain	24
10	34-06053-05	Washer	3
11	34-06053-00	Washer	25
29	66-U---1--5371-6	Screw, Mach Hxhd	4
32	56-09491-00	Tube, Liquid	1
33	44-00370-03	Clamp, Cushioned	2
35	14-00464-20	Filter Drier	1
36	14-00222-05	King Valve / Liquid Line Service Valve	1
37	40-00542-01	Coupling	1
40	34-00373-07	Clamp, Tube	1
43	79-66783-00	Receiver Assembly. See Section 19 for details	1
44	58-04026-23	Protector	1
50	40-00520-03	Cap	1
52	58-04026-108	Protector	1
60	79-04127-00	Cover Assembly. See Section 19 for details	1
62	68-17834-00	Cover, Blue	1
	68-17834-01	Cover, White	1
	68-17834-02	Cover, Bronze Green	1
	68-17834-03,-05,-06	Cover, with Telematics (Customer Specific)	1

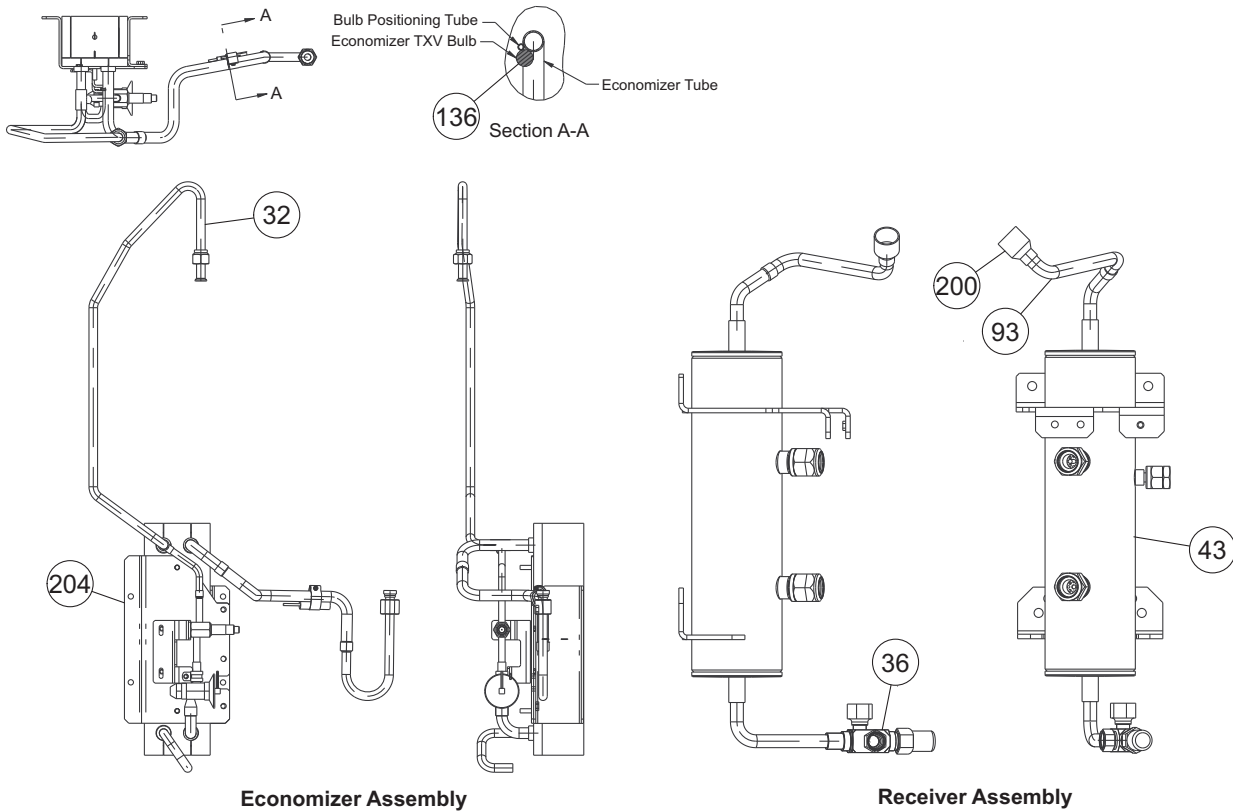
12 Condenser (PIDs NT3000 to 3099 and 3115)

65	68-17735-00	Bracket	1
66	58-04910-04	Protector	2
93	56-09393-00	Tube, Liquid	1
94	14-00464-40	O-Ring for Filter Drier	2
113	66-U---1--5371-7	Screw, Mach Hxhd (for item 62, Cover with Telematics)	4
114	66-U---1--5321-8	Washer, Plain (for item 62, Cover with Telematics)	4
95	66-U---1--3882	Wire Tie	4
128	14-01091-10	Economizer Solenoid Valve (ESV), Coil	1
137	66-U---1--3882-8	Wire Tie	3
150	42-00243-04	O-Ring	1
151	34-66684-00	Nut, Cap	1
152	14-01091-28	O-Ring	1
153	14-01091-29	O-Ring	1
193	58-66671-00	Seal	3
200	--DE--01BA-504	Coupling	1
204	79-66776-00	Economizer Assembly (standard coating). See Section 19 for details	1
	79-66776-01	Economizer Assembly (rust oleum coating). See Section 19 for details	1
217	79-66735-05	Bracket (for item 62, Cover with Telematics)	1
218	66CH---1--1172-19	Trim, Flexible	1
219	58-04026-38	Protector	1

13 Condenser (PIDs NT3100 and higher)



13 Condenser (PIDs NT3100 and higher)

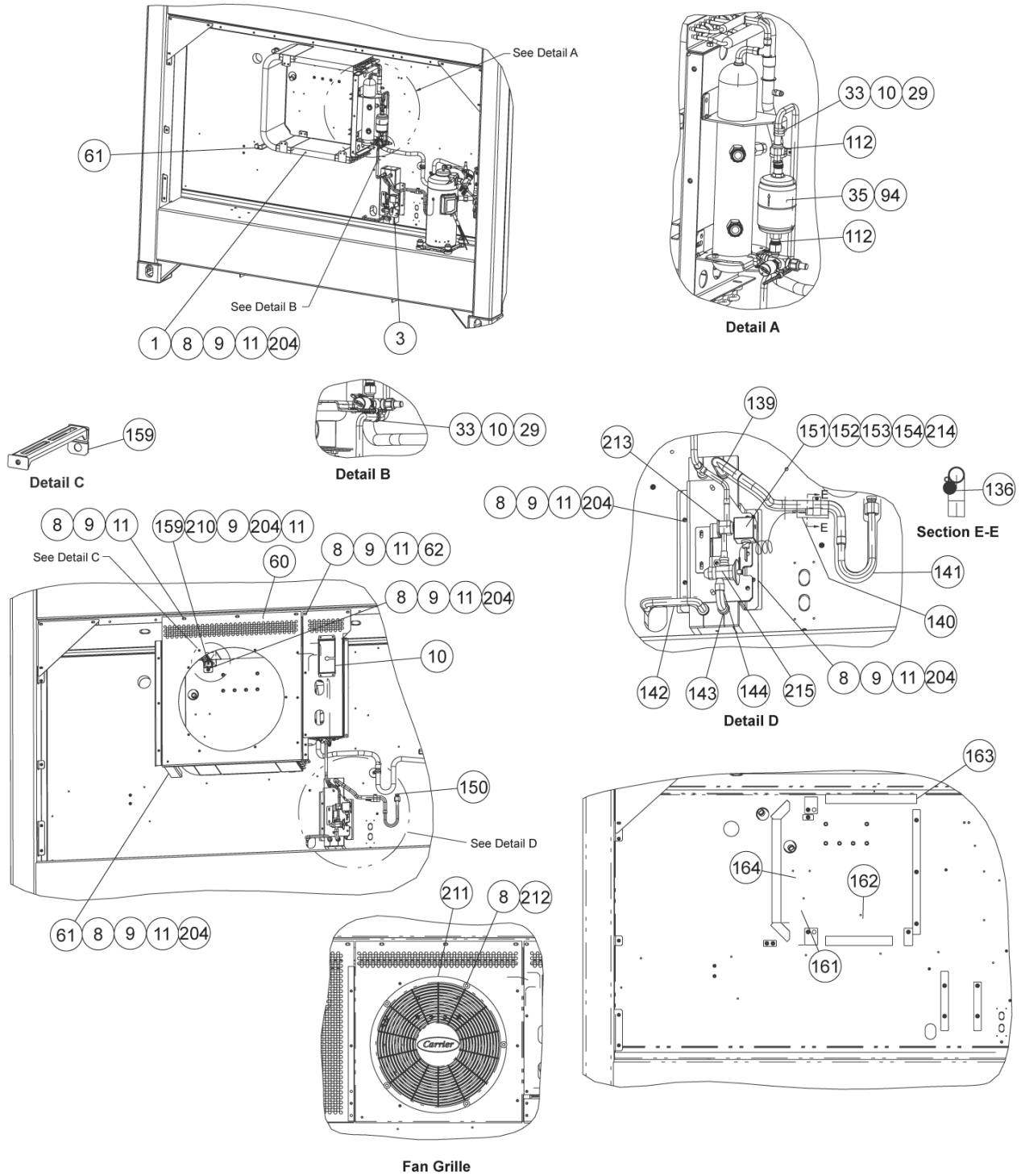


Item	Part Number	Description	Qty
1	81-66647-20	MCHE Coil Assembly	1
	76-00839-00	MCHE Repair Kit with Applicator	1
	76-00839-01	MCHE Repair Kit without Applicator	1
8	66-U---1--5361-25	Screw, Cap Hxhd	25
9	66-U---1--5321-7	Washer, Plain	25
10	34-06053-05	Washer	7
11	34-06053-00	Washer	25
29	66-U---1--5371-6	Screw, Mach Hxhd	6
32	56-66101-00	Tube	1
33	44-00370-03	Clamp, Cushioned	2
35	14-00464-20	Filter Drier	1
36	14-00222-05	King Valve / Liquid Line Service Valve	1
37	40-00542-01	Elbow	1
40	34-66698-00	Clamp, Tube	1
43	79-66063-00	Receiver Assembly. See Section 19 for details	1
50	40-00520-03	Cap	1
60	79-66049-00	Cover Assembly. See Section 19 for details	1

13 Condenser (PIDs NT3100 and higher)

62	68-86460-00	Cover, Blue	1
	68-86460-01	Cover, White	1
	68-86460-02	Cover, Bronze Green	1
	68-86460-03	Cover, with Telematics	1
65	68-86458-00	Bracket	1
93	56-66086-00	Tube, Liquid	1
94	14-00464-40	O-Ring for Filter Drier	2
112	42-00032-13	Insulation	2
113	66-U---1--5371-7	Screw, Mach Hxhd (for item 62, Cover with Telematics)	4
114	66-U---1--5321-8	Washer, Plain (for item 62, Cover with Telematics)	4
128	14-01091-10	Economizer Solenoid Valve (ESV), Coil	1
131	66-U---1--3803	Tube, Heat Shrink	2
136	42-00032-16	Insulation	1
139	42-00425-139	Insulation, Tube	1
140	42-00425-69	Insulation, Tube	1
141	42-00667-32	Insulation, Tube	1
142	42-00667-28	Insulation, Tube	1
143	42-00425-78	Insulation, Tube	1
144	42-00425-93	Insulation, Tube	1
150	42-00243-04	O-Ring	1
151	34-66684-00	Nut, Cap	1
152	14-01091-28	O-Ring	1
153	14-01091-29	O-Ring	1
200	--DE--01BA-504	Coupling	1
204	79-66776-00	Economizer Assembly (standard coating). See Section 19 for details	1
	79-66776-01	Economizer Assembly (rust oleum coating). See Section 19 for details	1
217	79-66735-05	Bracket (for item 62, Cover with Telematics)	1
218	66CH---1--1172-20	Trim, Flexible	1
220	66CH---1--1172-43	Trim, Flexible	1
224	42-66662-00	Gasket	1

14 Condenser for PrimeLINE ONE

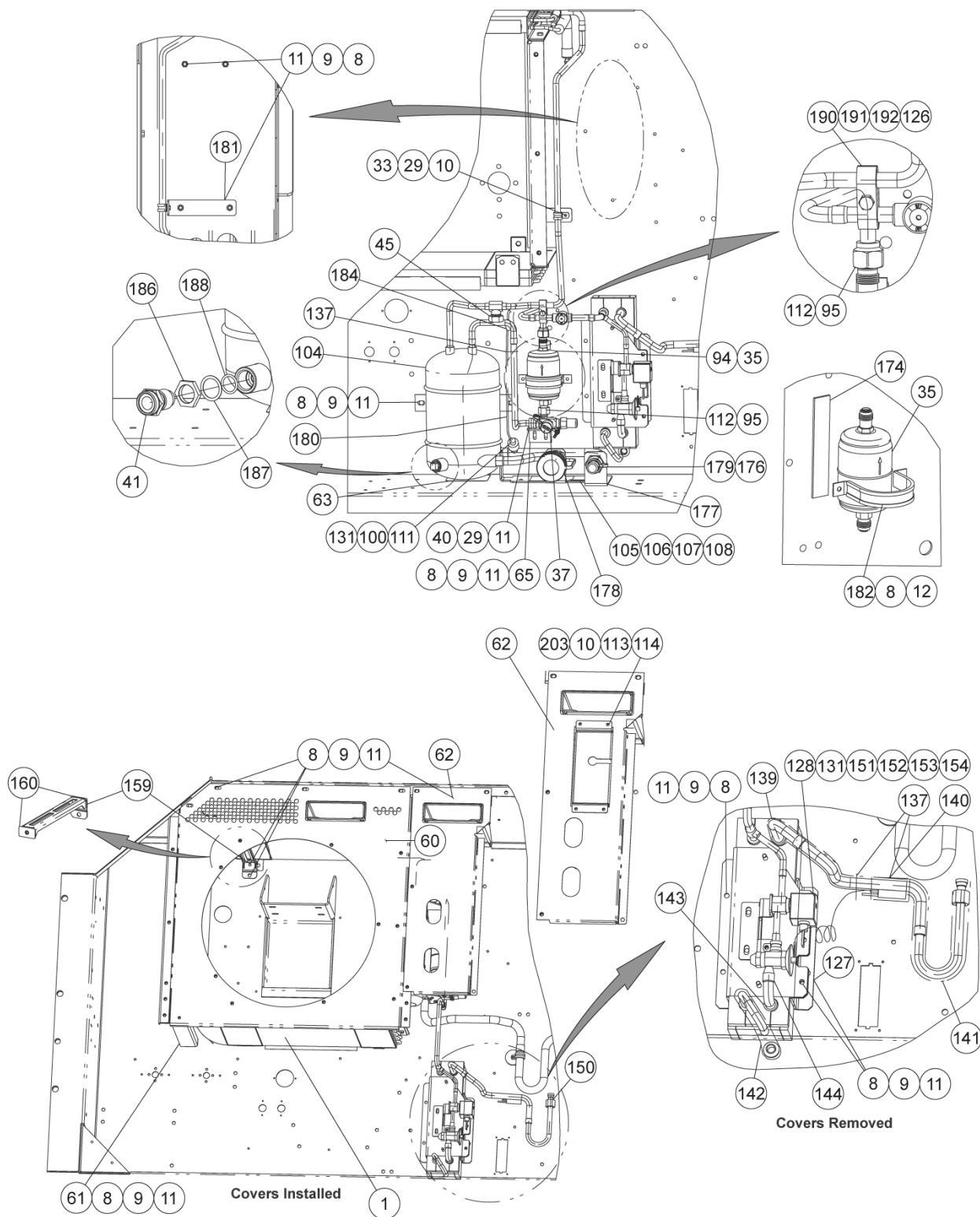


Item	Part Number	Description	Qty
1	79-04186-00	Condenser Assembly - Includes:	1
	81-04203-23	Coil Assembly	1
	79-04167-00	Receiver Assembly	1
	66-U---1--5361-25	Screw, Cap HXHD	4
	66-U---1--5321-7	Washer, Plain	4
	34-06053-00	Washer	4
	58-04026-23	Protector	1
	58-04026-108	Protector	1

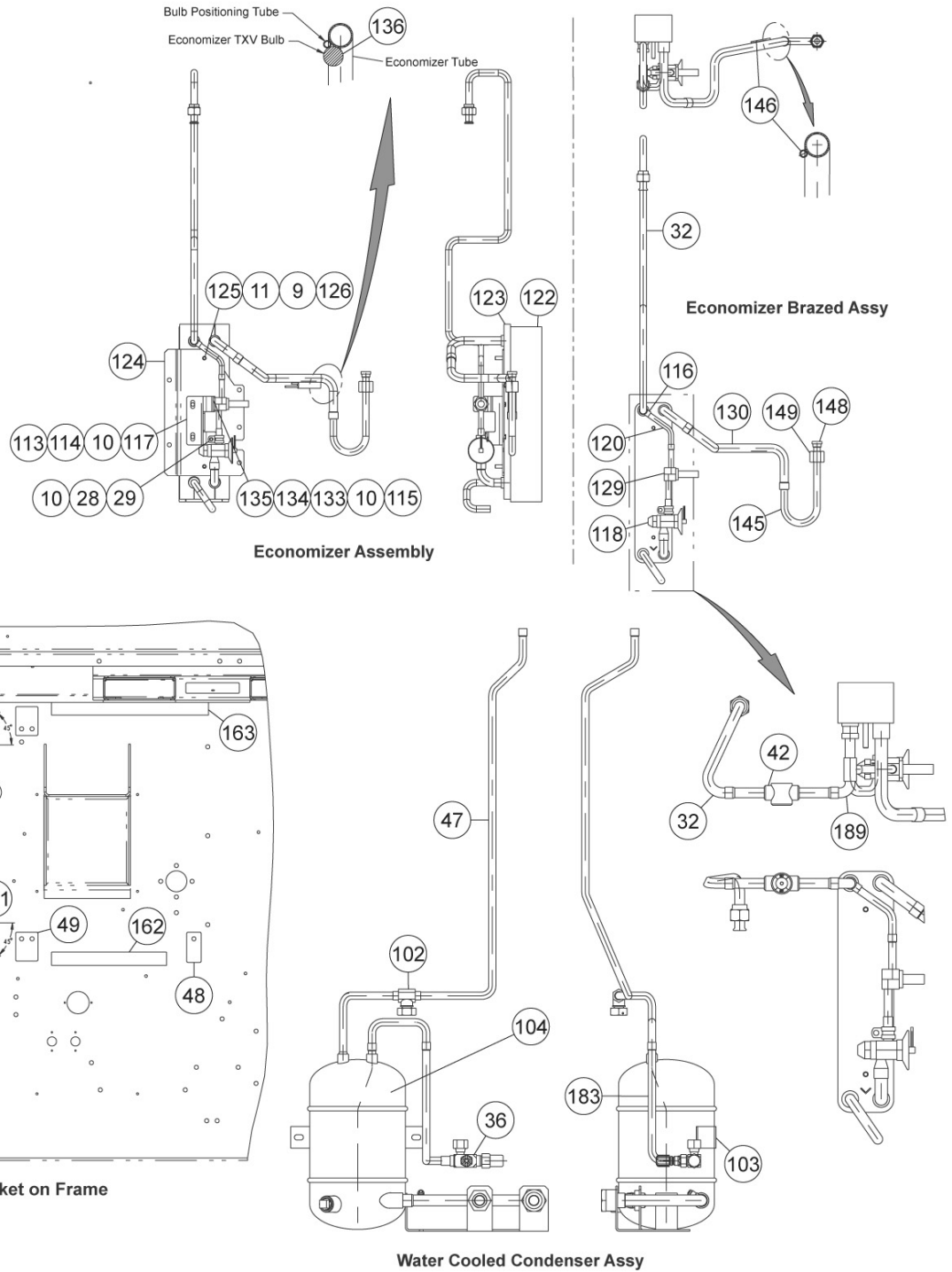
14 Condenser for PrimeLINE ONE

3	81-04291-00	Heat Exchanger Assembly	1
8	66-U---1--5361-25	Screw, Cap HXHD 1/4-20 X 0.75	31
9	66-U---1--5321-7	Washer, Plain 1/4 w Type A	27
10	34-06053-05	Washer 0.205 ID X 0.600 OD	2
11	34-06053-00	Washer 0.250 ID X 0.800 OD	27
29	66-U---1--5371-6	Screw, Mach HXHD #10-24 X 0.750 SLTD	2
33	44-00370-03	Clamp, Cushioned 0.50 diameter	2
35	14-00341-04	Filter Drier	1
60	79-04102-00	Cover Assembly	1
	68-17886-00	Cover	1
	42-66647-02	Gasket	1
	42-66647-01	Gasket	1
	42-66647-03	Gasket	1
	42-66647-00	Gasket	2
	58-04910-02	Protector	3
	42-00465-01	Gasket	1
61	68-17196-00	Bracket	1
62	68-18178-00	Cover	1
94	14-00284-20	O-Ring	2
112	42-00032-13	Insulation	2
136	42-00032-16	Insulation	1
139	42-00425-139	Insulation, Tube	1
140	42-00425-69	Insulation, Tube	1
141	42-00667-32	Insulation, Tube	1
142	42-00425-148	Insulation, Tube	1
143	42-00425-78	Insulation, Tube	1
144	42-00425-93	Insulation, Tube	1
150	42-00243-04	O-Ring 0.50 ID X 0.62 OD	1
151	34-66638-00	Screw, #10-32	1
152	14-01091-20	O-Ring	1
153	14-01091-21	O-Ring	1
154	14-01091-22	Spacer	1
159	86-05278-00	Bracket 0.090 THK ALUM	1
161	42-66647-00	Gasket	2
162	42-66647-01	Gasket	1
163	42-66647-02	Gasket	1
164	42-66647-03	Gasket	1
204	34-00663-11	Washer, Lock 1/4 Spring	13
210	66-U---1--5361-50	Screw, Cap HXHD 1/4-20 X 1	1
211	58-04980-00SV	Grille, Condenser Fan	1
212	69NT--35--2692-1	Washer, Fender 1/4-.993-1.015 OD	5
213	14-01090-12	Valve Body Solenoid, ESV (PIDs prior to NT8009)	1
	14-01090-20	Valve Body Solenoid, ESV (PIDs NT8009 and up)	1
214	14-01091-04	Coil, ESV (PIDs prior to NT8009)	1
	14-01091-10	Coil, ESV (PIDs NT8009 and up)	1
215	14-00232-34	Expansion Valve 5/8 OD X 3/8 OD	1

15 Condenser, Water-Cooled Condenser Tube/Shell (PIDs NT2300 to 2999)



15 Condenser, Water-Cooled Condenser Tube/Shell (PIDs NT2300 to 2999)



Item	Part Number	Description	Qty
1	81-04203-23	Coil Assembly	1
8	66-U---1--5361-25	Screw, Cap Hxhd	42
9	66-U---1--5321-7	Washer, Plain	42
10	34-06053-05	Washer	10
11	34-06053-00	Washer	43
12	34-06053-03	Washer	2

15 Condenser, Water-Cooled Condenser Tube/Shell (PIDs NT2300 to 2999)

28	34-00373-54	Clamp, Tube	1
29	66-U---1--5371-6	Screw, Mach Hxhd	3
32	56-09247-00	Tube, Liquid	1
33	44-00370-03	Clamp, Cushioned	2
35	14-00464-20	Filter Drier	1
36	14-00222-05	King Valve / Liquid Line Service Valve	1
37	40-00520-01	Coupling	1
40	34-00373-07	Clamp, Tube	1
41	14-00220-04	Sightglass	1
42	14-00221-04	Indicator	1
45	14-00215-05	Rupture Disc	1
47	56-09240-00	Tube	1
48	58-04910-03	Protector	1
49	58-04910-02	Protector	2
60	79-66740-00	Cover Assembly. See refer to Section 19 for details	1
61	68-17196-00	Bracket	1
62	68-16823-00	Cover, Blue	1
	68-16823-02	Cover, White	1
	68-16823-04	Cover, Bronze Green	1
	68-16823-05	Cover, Telematics	1
63	58-04026-52	Protector	1
65	68-15172-00	Bracket	1
94	14-00284-20	O-Ring	2
100	66-U---2--1132-1	Connector, Elec	2
102	40-00555-06	Tee, Street	1
103	58-00956-00	Protector	2
104	74-66672-00	Condenser / Receiver Assembly (Braze Plate replacement).	1
105	66-U---1--5361-7	Screw, Cap Hxhd	1
106	--AU--11JR-241	Washer, Lock	1
107	34-00662-13	Washer, Plain	1
108	34-06053-02	Washer	1
111	12-01071-02	Pressure Switch	1
112	42-00032-13	Insulation	2
113	66-U---1--5371-7	Screw, Mach Hxhd	6
114	66-U---1--5321-8	Washer, Plain	6
115	58-04026-59	Protector	1
116	40-66620-01	Tee, Reducing	1
117	68-14278-00	Bracket	1
118	14-00232-34	Economizer Expansion Valve (EXV), Standard Coating	1
	14-00232-33	Economizer Expansion Valve (EXV), Rust Oleum Coating	1
120	56-07911-00	Tube, Liquid	1

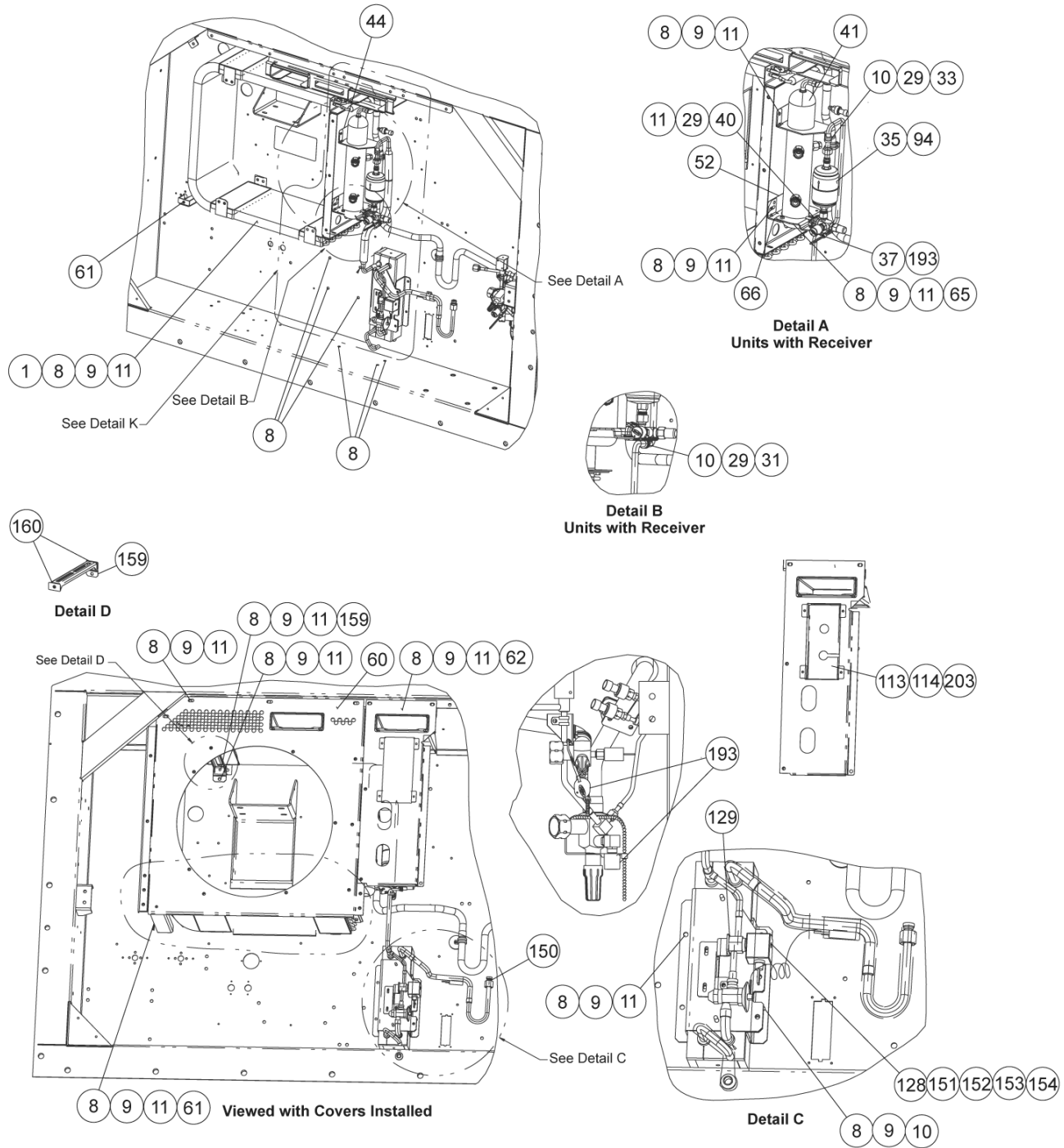
15 Condenser, Water-Cooled Condenser Tube/Shell (PIDs NT2300 to 2999)

122	42-00389-03	Insulation	1
123	42-00390-03	Insulation	1
124	68-15477-02	Bracket	1
125	58-00836-19	Spacer	2
126	34-00667-11	Nut, Self Lock	3
127	68-15478-02	Bracket	
128	14-01091-04	Economizer Solenoid Valve (ESV), Coil [PIDs NT2300 to 2849]	1
	14-01091-10	Economizer Solenoid Valve (ESV), Coil [PIDs NT2850 to 2999]	1
129	14-01090-12	Economizer Solenoid Valve (ESV), Body [PIDs NT2300 to 2849]	1
	14-01090-20	Economizer Solenoid Valve (ESV), Body [PIDs NT2850 to 2999]	1
130	56-09164-00	Tube	1
131	66-U---1--3803	Tube, Heat Shrink	4
133	66-U---1--5371	Screw, Mach Hxhd	2
134	66-U---1--5321-2	Washer, Plain	2
135	66-U---1--5331-4	Washer, Lock	2
136	42-00032-00	Insulation	1.2
138	66-U---1--1571-3	Grommet	1
139	42-00425-139	Insulation, Tube	1
140	42-00425-69	Insulation, Tube	1
141	42-00667-32	Insulation, Tube	1
142	42-00667-28	Insulation, Tube	1
143	42-00425-78	Insulation, Tube	1
144	42-00425-93	Insulation, Tube	1
145	56-66738-00	Tube	1
146	99TS0322CK001400	Tube, Straight	1
148	40-00668-00	Sleeve	1
149	40-00667-00	Nut, Hex	1
150	42-00243-04	O-Ring	1
151	34-66638-00	Screw, Capt Wash	1
152	14-01091-20	O-Ring	1
153	14-01091-21	O-Ring	1
154	14-01091-22	Spacer	1
159	86-04994-00	Bracket	1
160	58-04910-05	Protector	2
161	42-66647-00	Gasket	2
162	42-66647-01	Gasket	1
163	42-66647-02	Gasket	1
164	42-66647-03	Gasket	1
174	58-00957-00	Gasket	1
176	66-U---1--2763-5	Coupling Assembly	1
177	58-00957-00	Protector	1

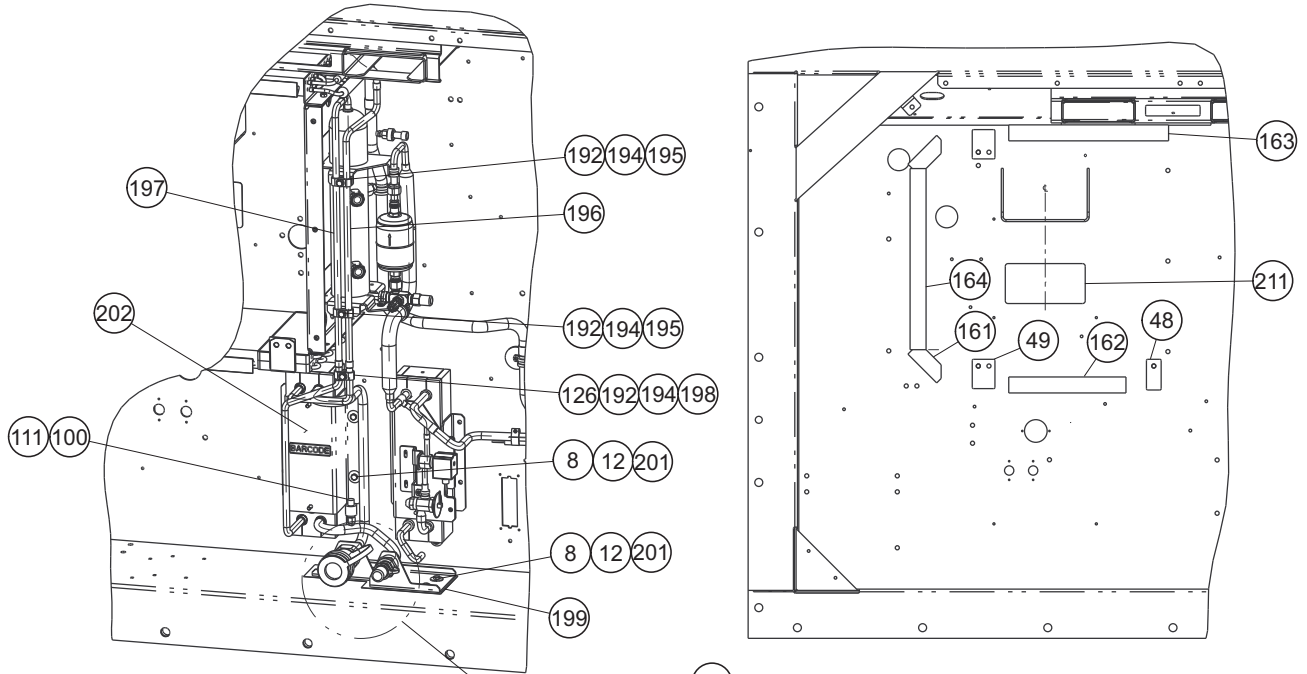
15 Condenser, Water-Cooled Condenser Tube/Shell (PIDs NT2300 to 2999)

178	66-U---2--1152	Cap, Dust	1
179	66-U---2--1142	Cap, Dust	1
180	58-04321-27	Tube, Slit	1
181	68-17560-00	Bracket	1
182	69NP--20--1031	Clamp, Tube	1
183	56-09246-00	Tube, Liquid	1
186	34-66669-00	Locknut	1
187	34-06053-27	Washer	1
188	42-66641-00	O-Ring	1
189	40-00073-04	Elbow, Male	1
190	44-01143-09	Clamp	1
191	66-U---1--5361-11	Screw, Cap Hxhd	1
192	66-U---1--5321-3	Washer, Plain	2
193	79-66735-00	Bracket	1

16 Condenser, Water-Cooled Condenser Brazed Plate (PIDs NT2300 to 2999)

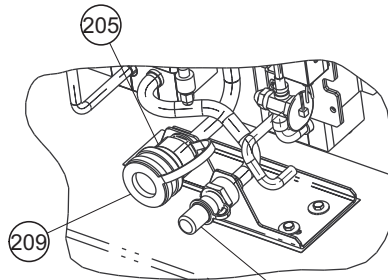


16 Condenser, Water-Cooled Condenser Brazed Plate (PIDs NT2300 to 2999)

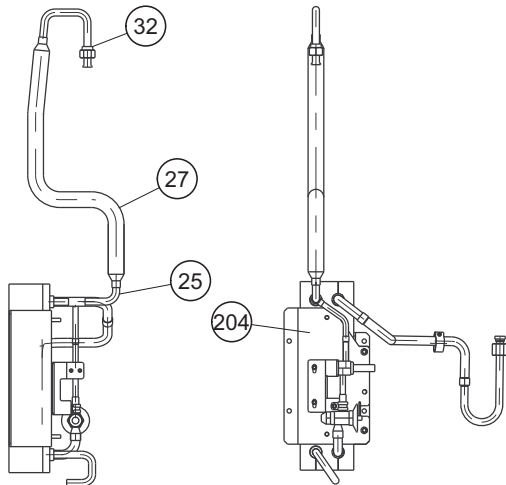


Detail K
Units with Water Cooled
Condenser (Brazed Plate)
Standard Fittings Shown

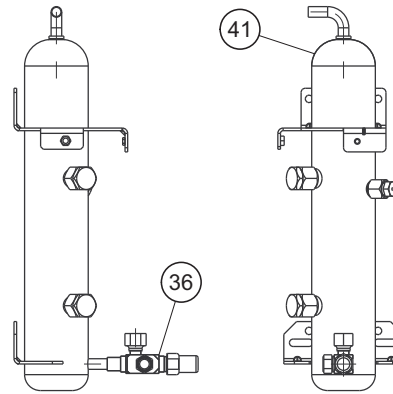
Detail N



Detail N
Aluminum Fittings



Economizer Brazed Assembly



Receiver Brazed Assembly

Item	Part Number	Description	Qty
1	81-04203-23	Coil Assembly	1
8	66-U---1--5361-25	Screw, Cap Hxhd	41
9	66-U---1--5321-7	Washer, Plain	34
10	34-06053-05	Washer	7
11	34-06053-00	Washer	35
12	34-06053-03	Washer	7

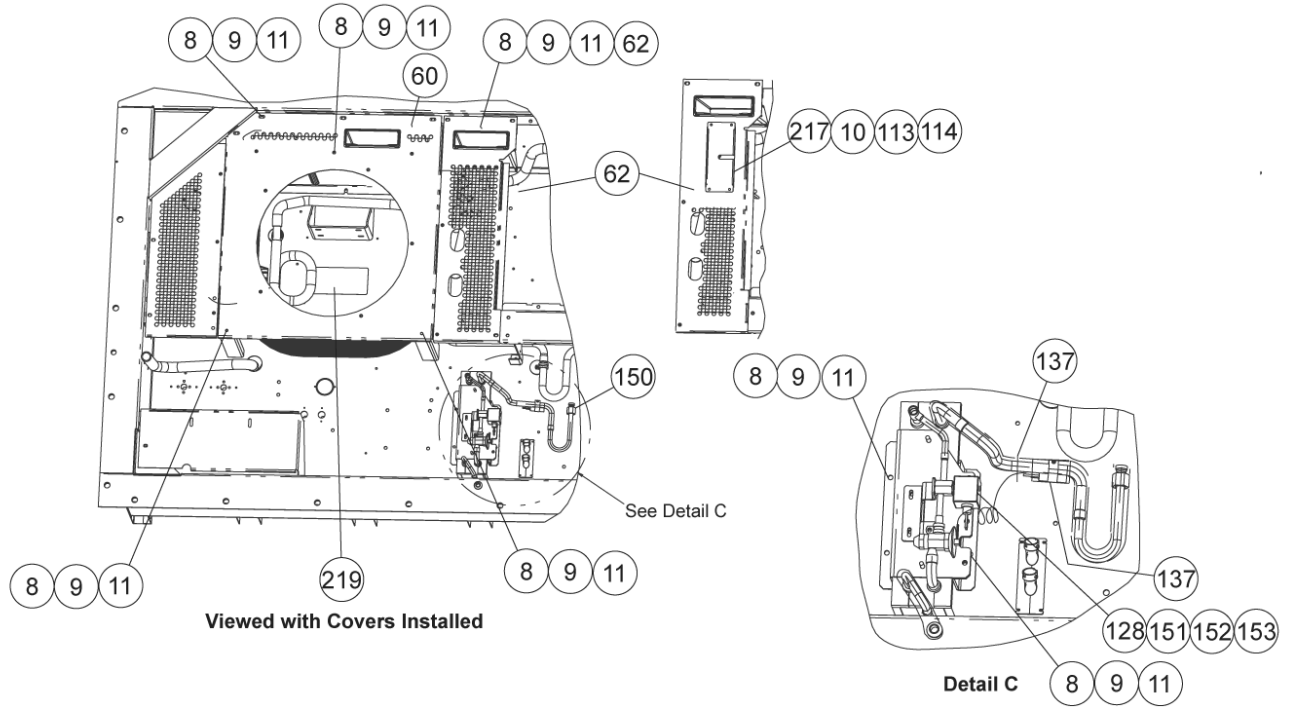
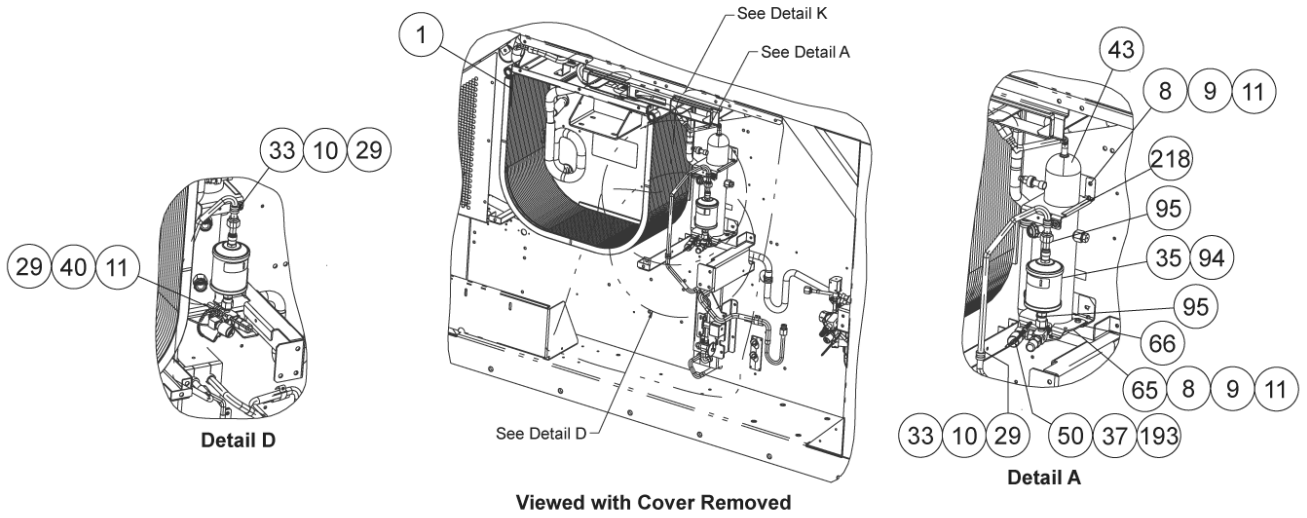
16 Condenser, Water-Cooled Condenser Brazed Plate (PIDs NT2300 to 2999)

25	56-09399-00	Tube, Liquid	1
27	56-09400-00	Tube, Liquid	1
29	66-U---1--5371-6	Screw, Mach Hxhd	3
31	44-00370-08	Clamp, Cushioned	1
32	56-09247-00	Tube, Liquid	1
33	44-00370-03	Clamp, Cushioned	2
35	14-00464-20	Filter Drier	1
36	14-00222-05	King Valve / Liquid Line Service Valve	1
37	40-00520-01	Coupling	1
40	34-00373-07	Clamp, Tube	1
41	79-04049-02	Receiver Assembly. See Section 19 for details	1
44	58-04026-23	Protector	1
48	58-04910-03	Protector	1
49	58-04910-02	Protector	2
52	58-04026-108	Protector	1
60	79-66740-00	Cover Assembly. See Section 19 for details	1
61	68-17196-00	Bracket	1
62	68-16823-00	Cover, Blue	1
	68-16823-02	Cover, White	1
	68-16823-04	Cover, Bronze Green	1
	68-16823-05	Cover, Telematics	1
65	68-17677-01	Bracket	1
66	58-04910-04	Protector	2
94	14-00284-20	O-Ring for Filter Drier	2
100	66-U---2--1132-1	Connector, Elec	2
111	12-01071-02	Pressure Switch	1
113	66-U---1--5371-7	Screw, Mach Hxhd	4
114	66-U---1--5321-8	Washer, Plain	4
126	34-00667-11	Nut, Self Lock	3
128	14-01091-04	Economizer Solenoid Valve (ESV), Coil [PIDs < NT2850]	1
	14-01091-10	Economizer Solenoid Valve (ESV), Coil [PIDs ≥ NT2850]	1
129	14-01090-12	Economizer Solenoid Valve (ESV), Body [PIDs < NT2850]	1
	14-01090-20	Economizer Solenoid Valve (ESV), Body [PIDs ≥ NT2850]	1
150	42-00243-04	O-Ring	1
151	34-66638-00	Screw, Capt Wash	1
152	14-01091-20	O-Ring	1
153	14-01091-21	O-Ring	1
154	14-01091-22	Spacer	1
159	86-04994-00	Bracket	1
160	58-04910-05	Protector	2
161	42-66647-00	Gasket	2

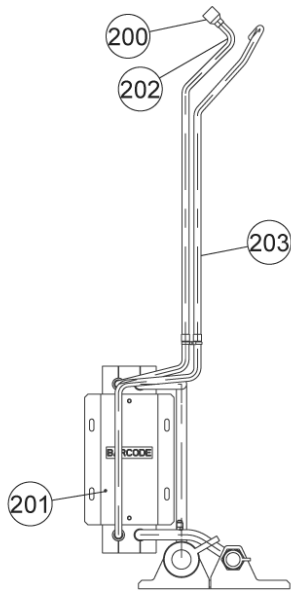
16 Condenser, Water-Cooled Condenser Brazed Plate (PIDs NT2300 to 2999)

162	42-66647-01	Gasket	1
163	42-66647-02	Gasket	1
164	42-66647-03	Gasket	1
192	66-U---1--5321-3	Washer, Plain	4
193	58-66671-00	Seal	3
194	44-01143-08	Clamp	3
195	34-00655-10	Screw, Cap Hxhd	2
196	56-09279-00	Tube	1
197	56-09280-00	Tube	1
198	66-U---1--5361-11	Screw, Cap Hxhd	1
199	58-00957-02	Protector	1
201	69NT--35--2692-1	Washer, Fender	7
202	76-66698-00	Water Cooled Condenser (WCC), Brazed Plate.	1
203	79-66735-00	Bracket, Antenna Holder	1
204	79-66739-00	Economizer Assembly. See Section 19 for details	1
205	40-66642-00	Socket	1
207	66-U---2--1142	Cap, Dust	1
208	40-66641-00	Plug	1
209	66-U---2--1152	Cap, Dust	1
211	58-04026-38	Protector	1

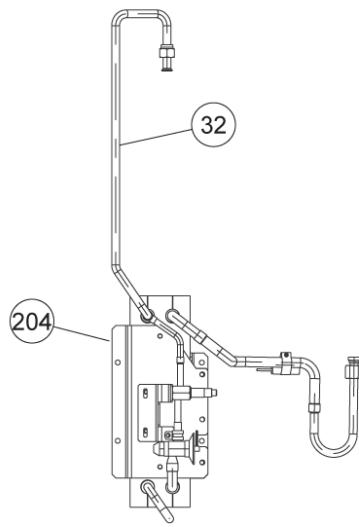
17 Condenser, Water-Cooled Condenser (PIDs NT3000 to 3099 and 3115)



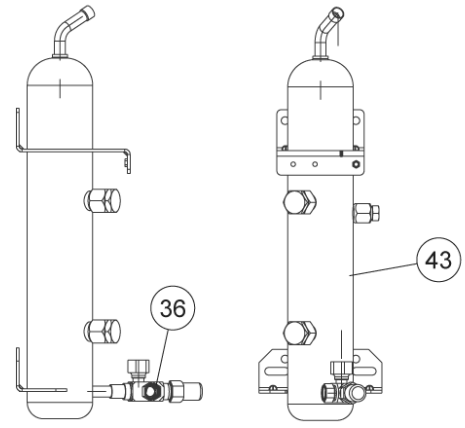
17 Condenser, Water-Cooled Condenser (PIDs NT3000 to 3099 and 3115)



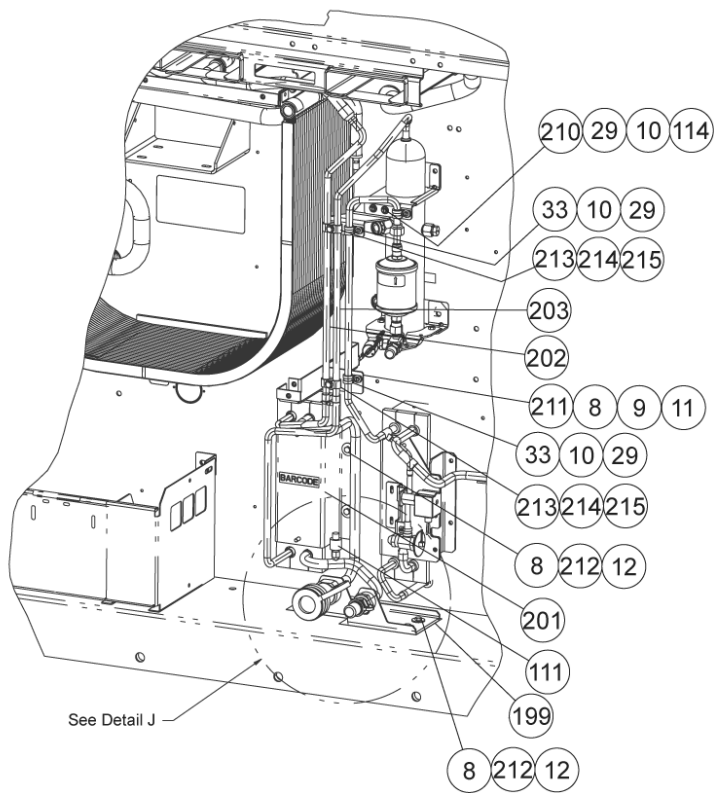
Water Cooled Condenser (Brazed Plate) Assembly



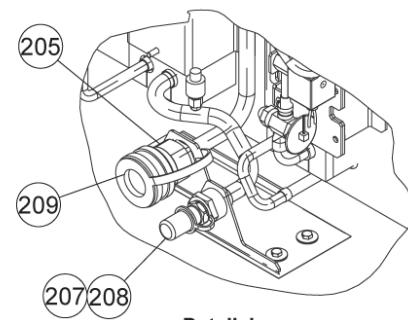
Economizer Assembly



Receiver Assembly



See Detail J



Detail J

Item	Part Number	Description	Qty
1	81-04237-20	MCHE Coil Assembly	1
	76-00839-00	MCHE Repair Kit with Applicator	1
	76-00839-01	MCHE Repair Kit without Applicator	1
8	66-U---1--5361-25	Screw, Cap Hxhd	33
9	66-U---1--5321-7	Washer, Plain	30

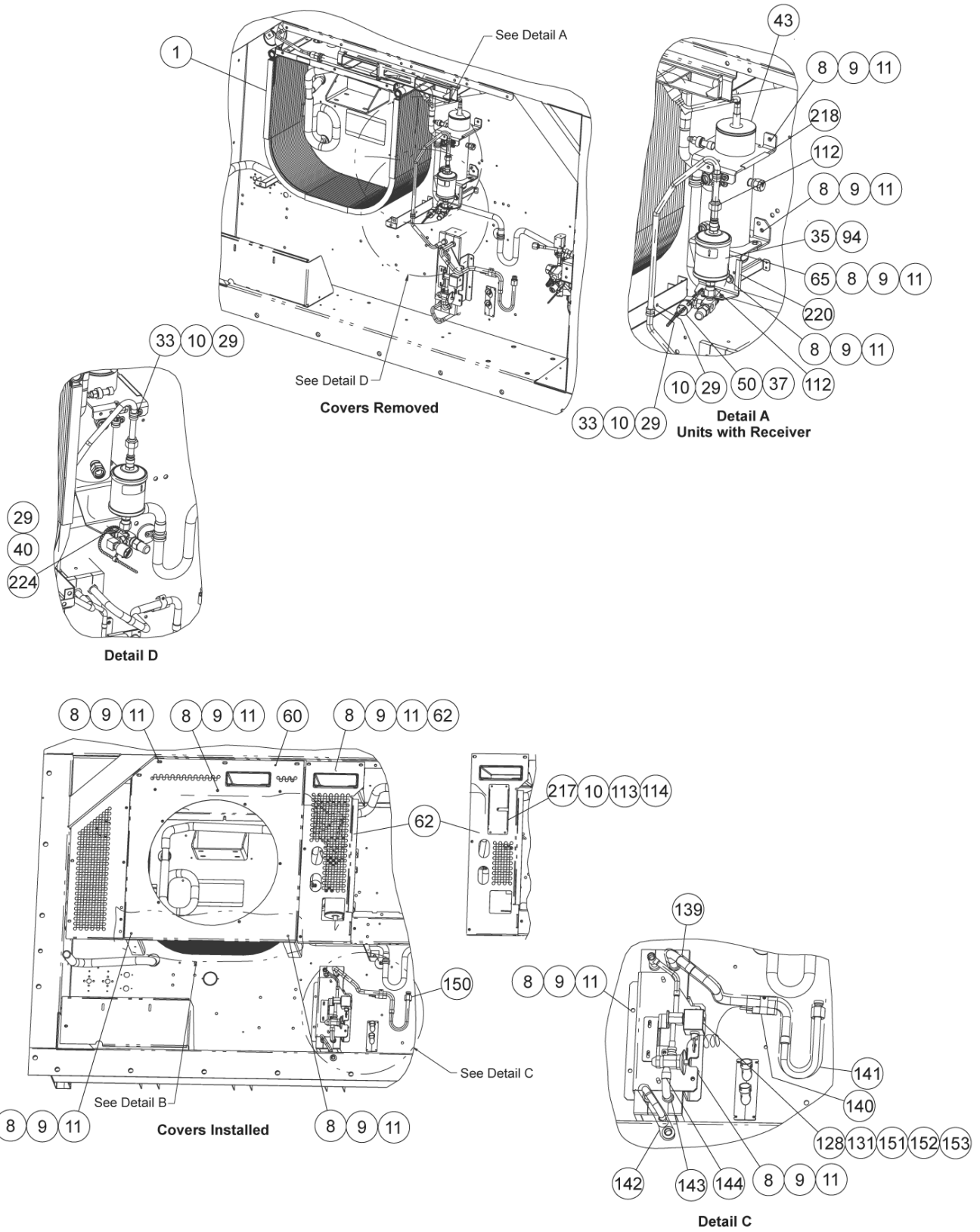
17 Condenser, Water-Cooled Condenser (PIDs NT3000 to 3099 and 3115)

10	34-06053-05	Washer	5
11	34-06053-00	Washer	31
12	34-06053-03	Washer	
29	66-U---1--5371-6	Screw, Mach Hxhd	4
32	56-09491-00	Tube, Liquid	1
33	44-00370-03	Clamp, Cushioned	2
35	14-00464-20	Filter Drier	1
36	14-00222-05	King Valve / Liquid Line Service Valve	1
37	40-00542-01	Elbow	1
40	34-00373-07	Clamp, Tube	1
43	79-66783-00	Receiver Assembly. See Section 19 for details	1
50	40-00520-03	Cap	1
52	58-04026-108	Protector	1
60	79-04127-00	Cover Assembly. See Section 19 for details	1
62	68-17834-00	Cover, Blue	1
	68-17834-01	Cover, White	1
	68-17834-02	Cover, Bronze Green	1
	68-17834-03,-05,-06	Cover, with Telematics (Customer Specific)	1
65	68-17735-00	Bracket	1
66	58-04910-04	Protector	2
94	14-00464-40	O-Ring for Filter Drier	2
95	66-U---1--3882	Wire Tie	4
111	12-01071-02	Pressure Switch	1
113	66-U---1--5371-7	Screw, Mach Hxhd	4
114	66-U---1--5321-8	Washer, Plain	2
128	14-01091-10	Economizer Solenoid Valve (ESV), Coil	1
150	42-00243-04	O-Ring	1
151	34-66684-00	Nut, Cap	1
152	14-01091-28	O-Ring	1
153	14-01091-29	O-Ring	1
199	58-00957-02	Protector	1
200	--DE--01BA-504	Coupling	1
201	76-66698-00	Water Cooled Condenser (WCC), Brazed Plate	1
202	56-09390-00	Tube	1
203	56-09391-00	Tube	1
204	79-66776-00	Economizer Assembly (standard coating). See Section 19 for details	1
	79-66776-01	Economizer Assembly (rust oleum coating). See Section 19 for details	1
205	40-66642-00	Socket	1
207	66-U---2--1142	Cap, Dust	1
208	40-66641-00	Plug	1
209	66-U---2--1152	Cap, Dust	1
210	68-18012-00	Bracket	1

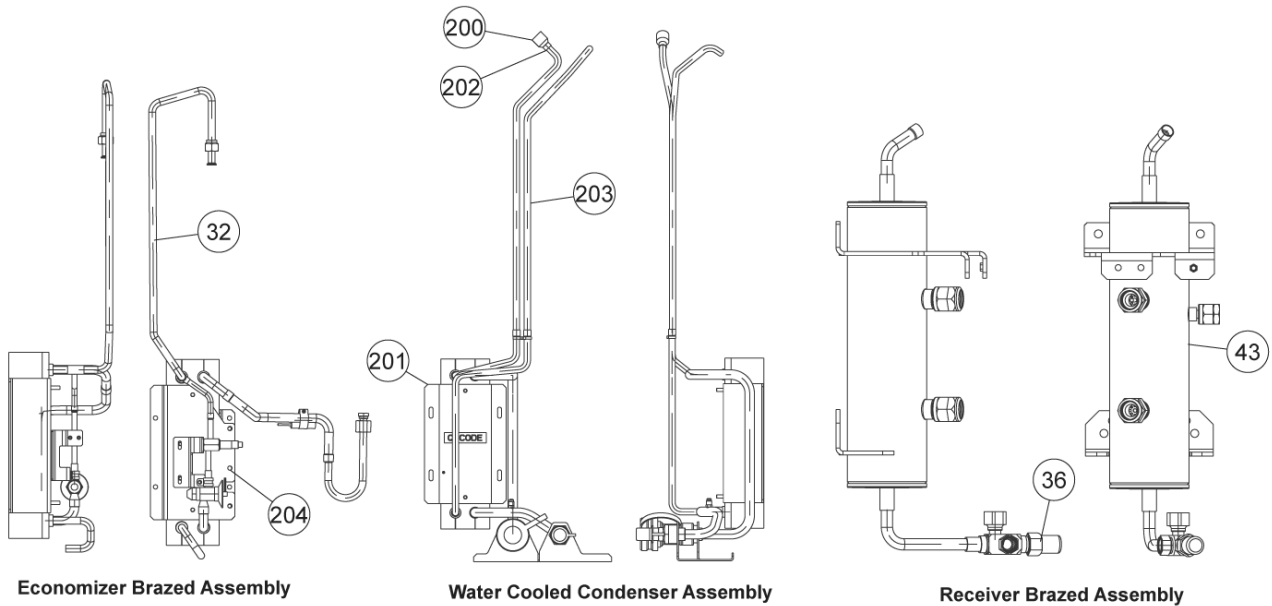
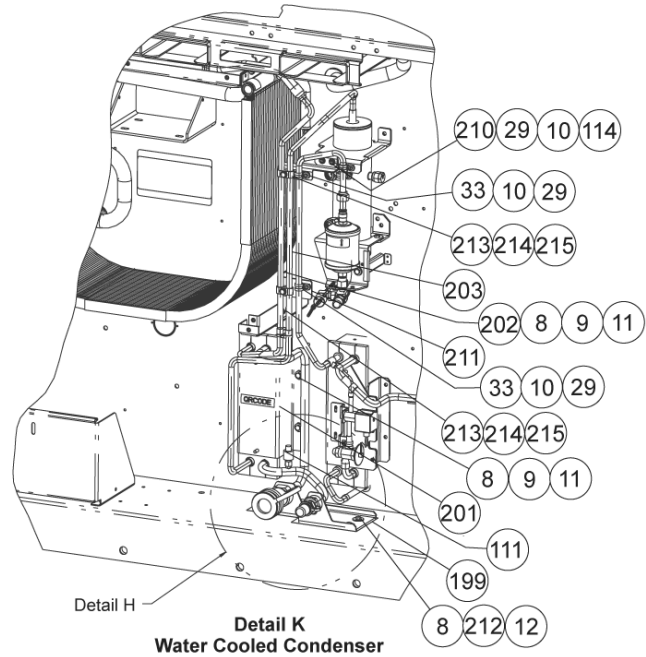
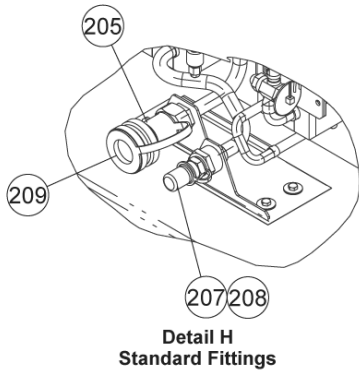
17 Condenser, Water-Cooled Condenser (PIDs NT3000 to 3099 and 3115)

211	79-66051-00	Bracket Assembly	1
212	69NT--35--2692-1	Washer, Fender	3
213	44-01143-08	Clamp	2
214	66-U---1--5321-3	Washer, Plain	2
215	34-00655-10	Screw, Cap Hxhd	2
217	79-66735-04	Bracket	1
218	66CH---1--1172-19	Trim, Flexible	1
219	58-04026-38	Protector	1

18 Condenser, Water-Cooled Condenser (PIDs NT3100 and higher)



18 Condenser, Water-Cooled Condenser (PIDs NT3100 and higher)



Item	Part Number	Description	Qty
1	81-66647-20	MCHE Coil Assembly	1
	76-00839-00	MCHE Repair Kit with Applicator	1
	76-00839-01	MCHE Repair Kit without Applicator	1
8	66-U---1--5361-25	Screw, Cap Hxhd	34
9	66-U---1--5321-7	Washer, Plain	31
10	34-06053-05	Washer	4
11	34-06053-00	Washer	31
12	34-06053-03	Washer	3

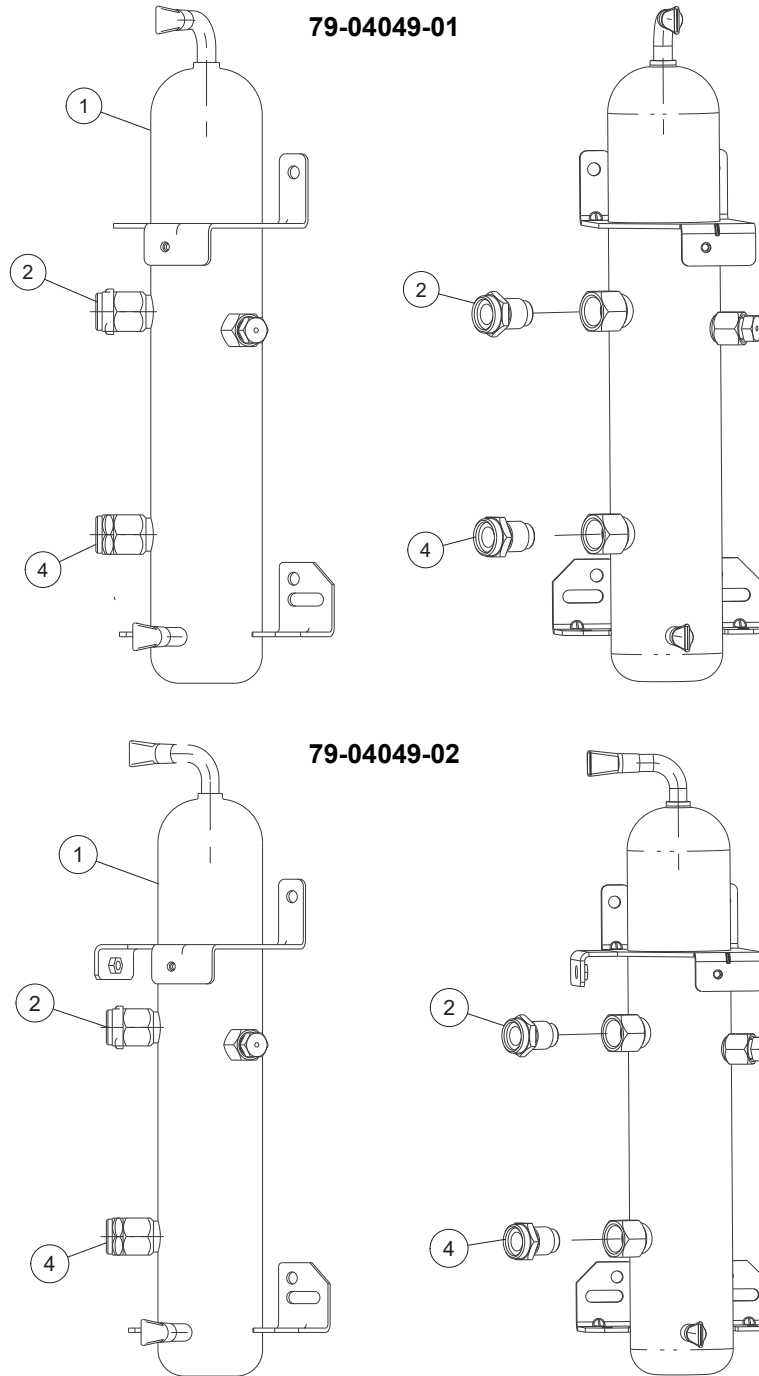
18 Condenser, Water-Cooled Condenser (PIDs NT3100 and higher)

29	66-U---1--5371-6	Screw, Mach Hxhd	6
32	56-66101-00	Tube	1
33	44-00370-03	Clamp, Cushioned	3
35	14-00464-20	Filter Drier	1
36	14-00222-05	King Valve / Liquid Line Service Valve	1
37	40-00542-01	Elbow	1
40	34-66698-00	Clamp, Tube	1
43	79-66063-00	Receiver Assembly. See Section 19 for details	1
50	40-00520-03	Cap	1
60	79-66049-00	Cover Assembly. See Section 19 for details	1
62	68-86460-00	Cover, Blue	1
	68-86460-01	Cover, White	1
	68-86460-02	Cover, Bronze Green	1
	68-86460-03	Cover, with Telematics	1
65	68-86458-00	Bracket	1
94	14-00464-40	O-Ring for Filter Drier	2
111	12-01071-02	Pressure Switch for Water Cooled Condenser (WCC)	1
113	66-U---1--5371-7	Screw, Mach Hxhd (for item 62, Cover with Telematics)	4
114	66-U---1--5321-8	Washer, Plain (for item 62, Cover with Telematics)	4
128	14-01091-10	Economizer Solenoid Valve (ESV), Coil	1
131	66-U---1--3803	Tube, Heat Shrink	4
150	42-00243-04	O-Ring	1
151	34-66684-00	Nut, Cap	1
152	14-01091-28	O-Ring	1
153	14-01091-29	O-Ring	1
199	58-00957-02	Protector	1
200	--DE--01BA-504	Coupling	1
201	76-66698-00	Water Cooled Condenser (WCC), Brazed Plate	1
202	56-09390-00	Tube	1
203	56-66083-00	Tube	1
204	79-66776-00	Economizer Assembly (standard coating). See Section 19 for details	1
	79-66776-01	Economizer Assembly (rust oleum coating). See Section 19 for details	1
205	40-01129-00	Coupling Socket	1
207	66-U---2--1142	Cap, Dust	1
208	66-U---1--2763-5	Coupling Assembly	1
209	66-U---2--1152	Cap, Dust	1
210	68-86459-00	Bracket	1
211	79-66051-00	Bracket Assembly	1
212	69NT--35--2692-1	Washer, Fender	1
213	44-01143-08	Clamp	1
214	66-U---1--5321-3	Washer, Plain	2

18 Condenser, Water-Cooled Condenser (PIDs NT3100 and higher)

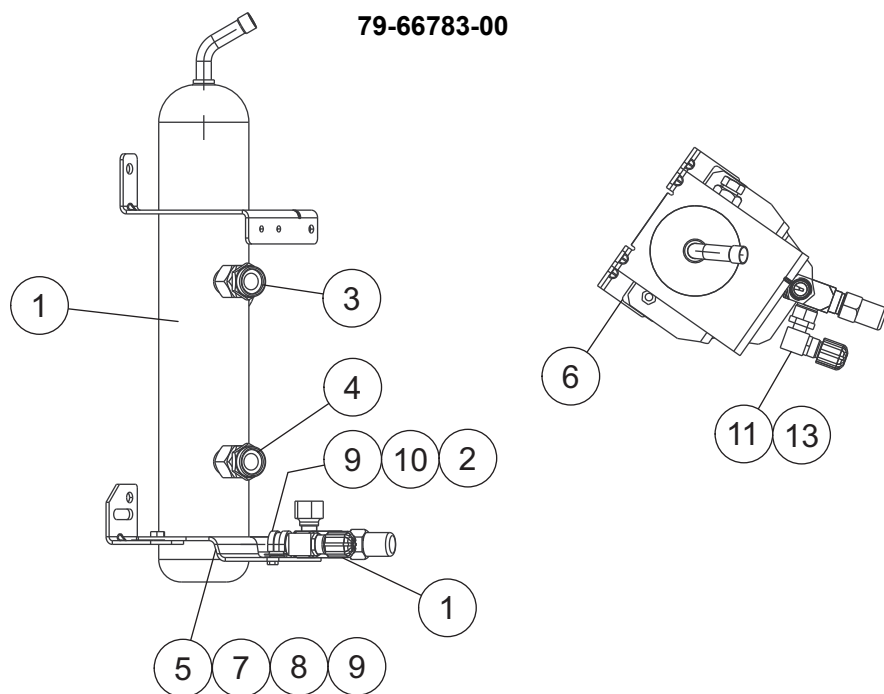
215	34-00655-10	Screw, Cap Hxhd	2
217	79-66735-05	Bracket (for item 62, Cover with Telematics)	1
218	66CH---1--1172-20	Trim, Flexible	1
220	66CH---1--1172-43	Trim, Flexible	1
224	42-66662-00	Gasket	1

19 Condenser Receiver (PIDs NT2300 to 2999)



Item	Part Number	Description	Qty
	79-04049-01	Receiver Assembly (units without WCC) - Includes:	1
1	65-00207-20	Receiver	1
2	14-00220-01	Sightglass	1
4	14-00221-04	Indicator	1
	79-04049-02	Receiver Assembly (units with WCC) - Includes:	1
1	65-00216-20	Receiver	1
2	14-00220-01	Sightglass	1
4	14-00221-04	Indicator	1

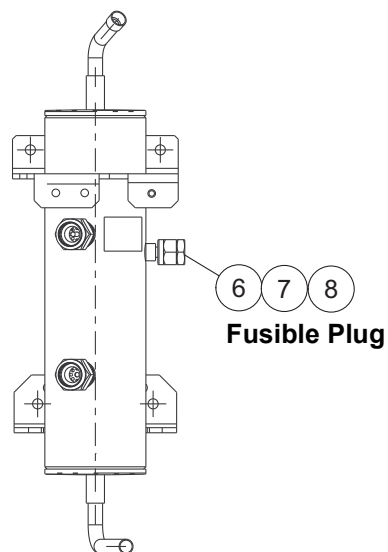
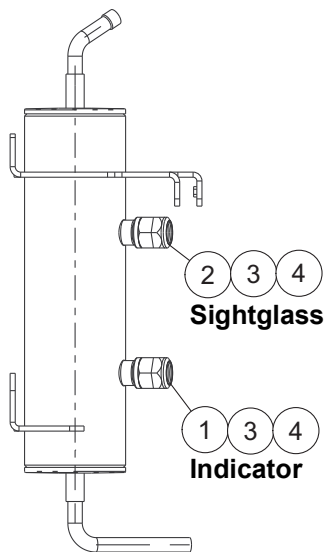
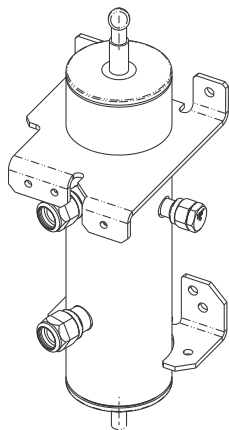
19 Condenser Receiver (PIDs NT3000 to 3099)



Item	Part Number	Description	Qty
	79-66783-00	Receiver Assembly, Steel - Includes:	1
1	81-66634-00	Receiver Assembly - Includes:	NSS
	65-00215-00	Receiver	1
	14-00222-05	King Valve / Liquid Line Service Valve	1
2	34-00373-07	Clamp, Tube	1
3	14-00220-01	Sightglass	1
4	14-00221-04	Indicator	1
5	68-17735-00	Bracket	1
6	58-04910-04	Protector	2
7	66-U---1--5361-25	Screw, Cap Hxhd	2
8	66-U---1--5321-7	Washer, Plain	2
9	34-06053-00	Washer	3
10	66-U---1--5371-6	Screw, Mach Hxhd	1
11	40-00520-03	Cap	1
13	40-00542-01	Elbow	1

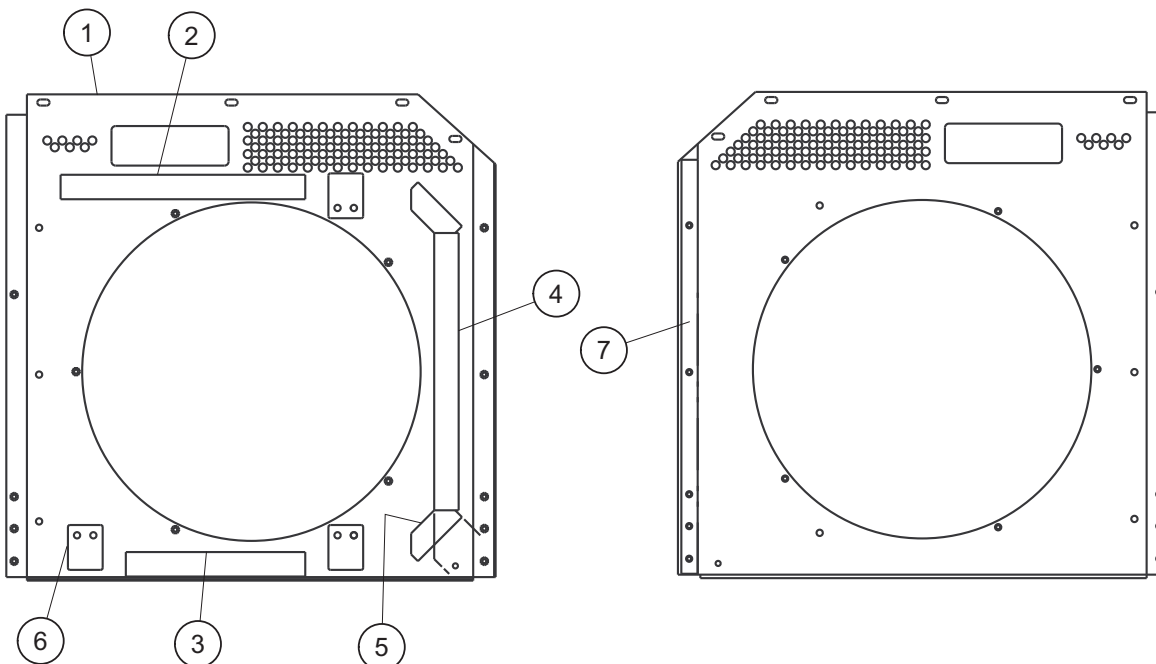
19 Condenser Receiver (PIDs NT3100 and higher)

79-66063-00



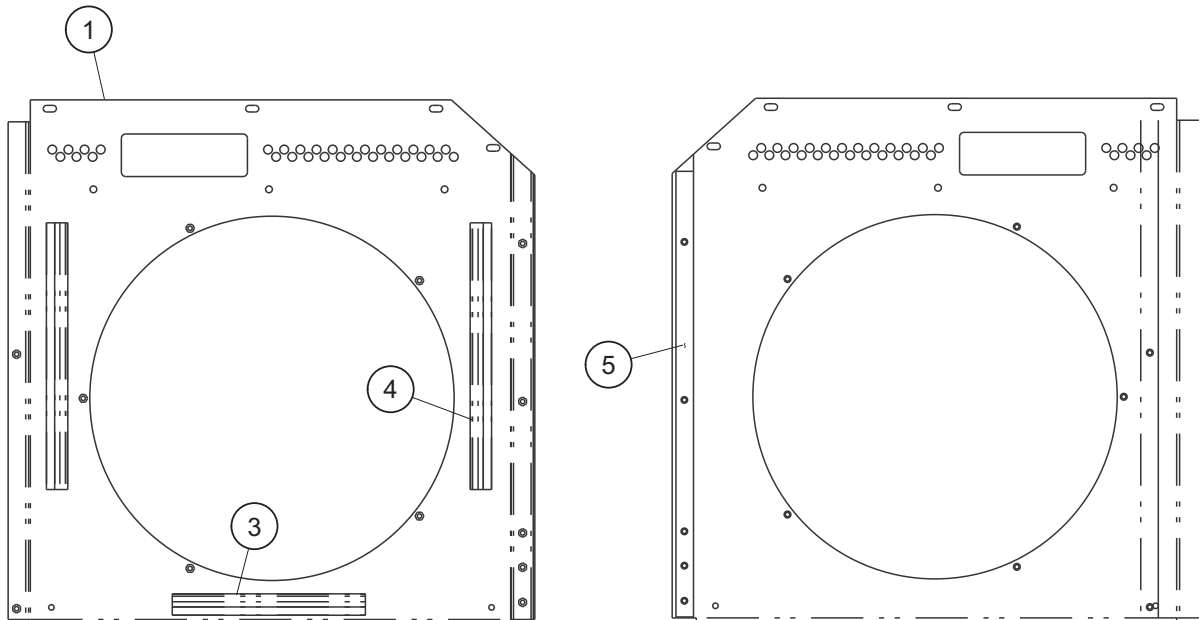
Item	Part Number	Description	Qty
	79-66063-00	Receiver Assembly, Aluminum - Includes:	1
	65-66623-20	Receiver Assembly	NSS
	14-00469-22	Indicator, Sightglass	1
1	14-00469-00	Indicator	NSS
3	14-00469-20	O-Ring	NSS
4	14-00469-21	Washer	NSS
	14-00468-22	Sightglass	1
2	14-00468-00	Sightglass	NSS
3	14-00469-20	O-Ring	NSS
4	14-00469-21	Washer	NSS
	14-00467-22	Fusible Plug	1
6	14-00467-00	Fusible Plug	NSS
7	14-00467-20	O-Ring	NSS
8	14-00467-21	Washer	NSS

19 Condenser Cover (PIDs NT2300 to 2999)



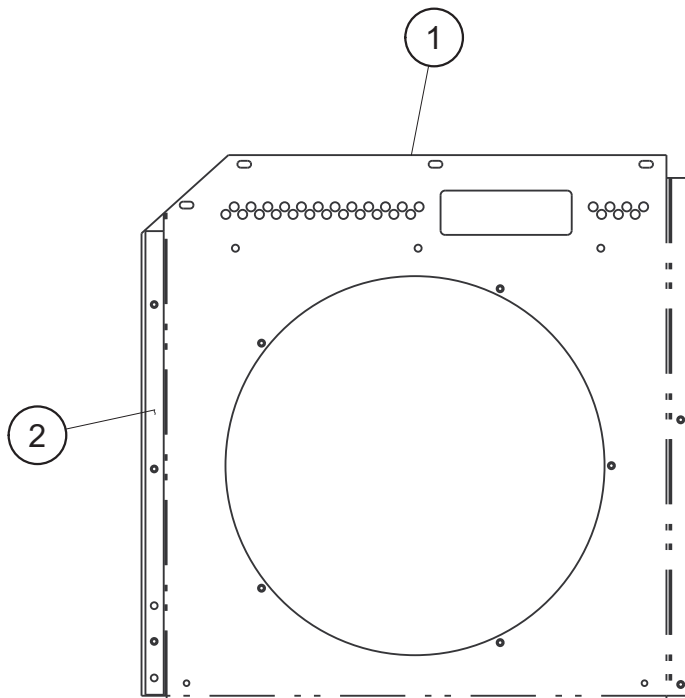
Item	Part Number	Description	Qty
	79-66740-00	Cover Assembly - Includes:	1
1	68-86298-00	Cover	NSS
2	42-66647-02	Gasket	1
3	42-66647-01	Gasket	1
4	42-66647-03	Gasket	1
5	42-66647-00	Gasket	2
6	58-04910-02	Protector	3
7	42-00465-01	Gasket	1

19 Condenser Cover (PIDs NT3000 to 3099)



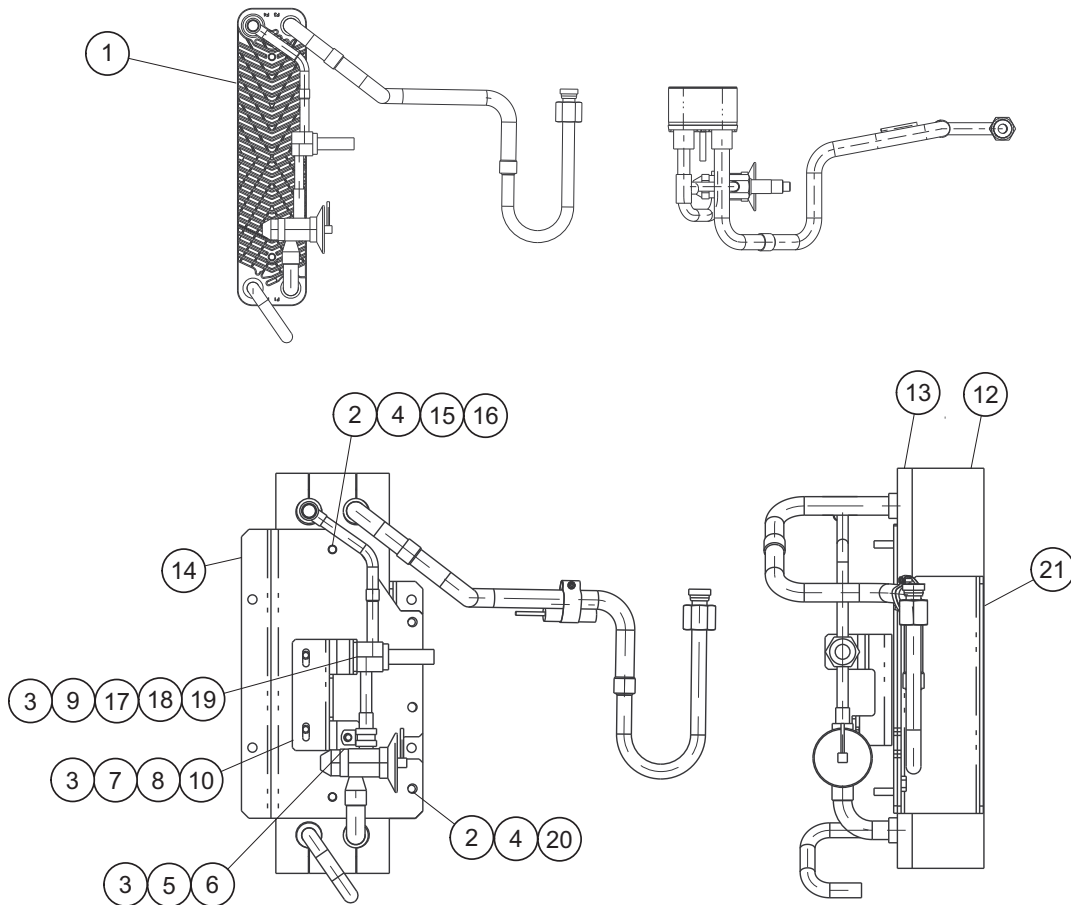
Item	Part Number	Description	Qty
	79-04127-00	Cover Assembly, Steel Receiver - Includes:	1
1	68-17700-00	Cover	1
3	42-66647-11	Gasket	1
4	42-66647-12	Gasket	1
5	42-00465-01	Gasket	1

19 Condenser Cover (PIDs NT3100 and higher)



Item	Part Number	Description	Qty
	79-66049-00	Cover Assembly, Aluminum Receiver - Includes:	1
1	68-17700-00	Cover	NSS
2	42-00465-01	Gasket	1

19 Condenser Economizer (PIDs NT2300 to 2999)

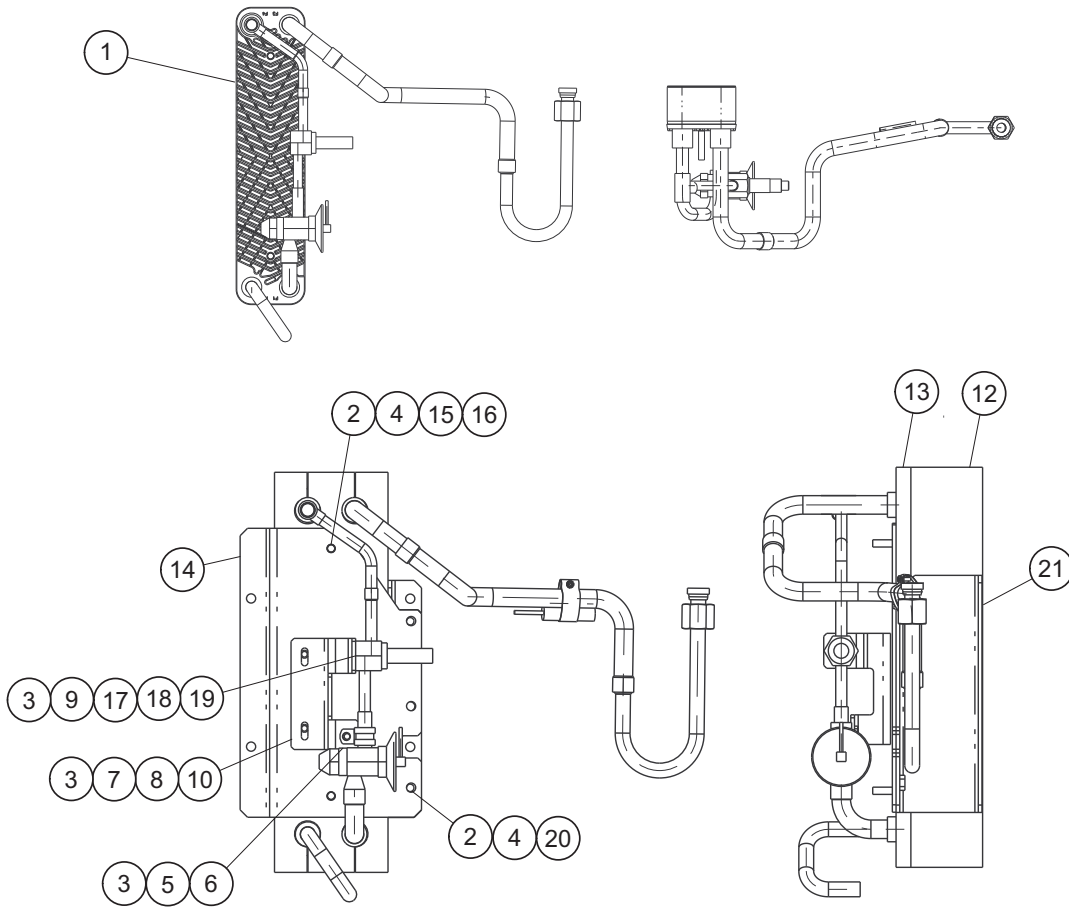


Item	Part Number	Description	Qty
	79-66739-00	Economizer Assembly, Standard Coating - Includes items 1a-21:	1
	79-66739-01	Economizer Assembly, Rust Oleum Coating - Includes items 1b-21:	1
1a	81-66630-00	Economizer Heat Exchanger Assembly, which includes Heat Exchanger, Economizer Expansion Valve (EXV), Economizer Solenoid Valve (ESV) Body	1
1b	81-66630-01	Economizer Heat Exchanger Assembly, which includes Heat Exchanger, Economizer Expansion Valve (EXV), Economizer Solenoid Valve (ESV) Body	1
2	66-U---1--5321-7	Washer, Plain	4
3	34-06053-05	Washer	5
4	34-06053-00	Washer	4
5	34-00373-54	Clamp, Tube	1
6	66-U---1--5371-6	Screw, Mach Hxhd	1
7	66-U---1--5371-7	Screw, Mach Hxhd	2
8	66-U---1--5371-8	Washer, Plain	2
9	58-04026-59	Protector	1
10	68-14278-00	Bracket	1
12	42-00389-03	Insulation	1

19 Condenser Economizer (PIDs NT2300 to 2999)

13	42-00390-03	Insulation	1
14	68-15477-02	Bracket	1
15	58-00836-19	Spacer	2
16	34-00667-11	Nut, Self Lock	2
17	66-U---1--5371	Screw, Mach Hxhd	2
18	66-U---1--5321-2	Washer, Plain	2
19	66-U---1--5331-4	Washer, Lock	2
20	66-U---1--5361-25	Screw, Cap Hxhd	2
21	68-15478-02	Bracket	1

19 Condenser Economizer (PIDs NT3000 and higher)

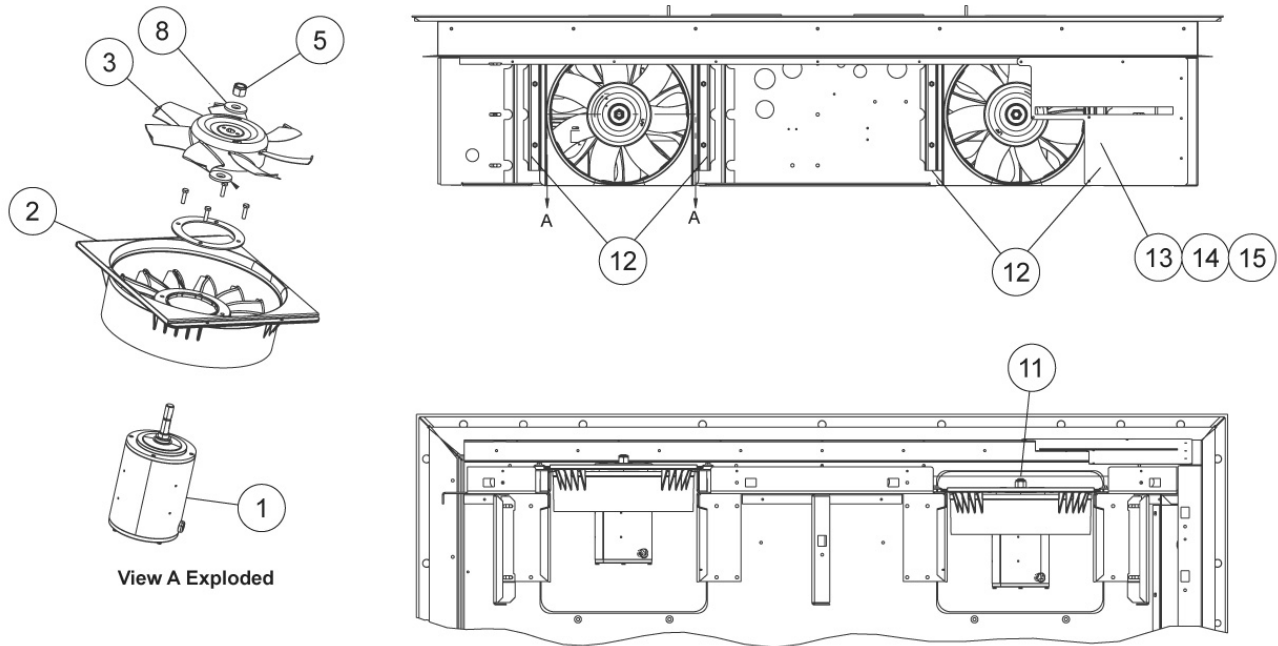


Item	Part Number	Description	Qty
	79-66776-00	Economizer Assembly, Standard Coating - Includes items 1a-21:	1
	79-66776-01	Economizer Assembly, Rust Oleum Coating - Includes items 1b-21:	1
1a	81-66632-00	Economizer Heat Exchanger Assembly, which includes Heat Exchanger, Economizer Expansion Valve (EXV), Economizer Solenoid Valve (ESV) Body	1
1b	81-66632-01	Economizer Heat Exchanger Assembly, which includes Heat Exchanger, Economizer Expansion Valve (EXV), Economizer Solenoid Valve (ESV) Body	1
2	66-U---1--5321-7	Washer, Plain	4
3	34-06053-05	Washer	5
4	34-06053-00	Washer	4
5	34-00373-54	Clamp, Tube	1
6	66-U---1--5371-6	Screw, Mach Hxhd	1
7	66-U---1--5371-7	Screw, Mach Hxhd	2
8	66-U---1--5371-8	Washer, Plain	2
9	58-04026-59	Protector	1
10	68-14278-00	Bracket	1
12	42-00389-03	Insulation	1

19 Condenser Economizer (PIDs NT3000 and higher)

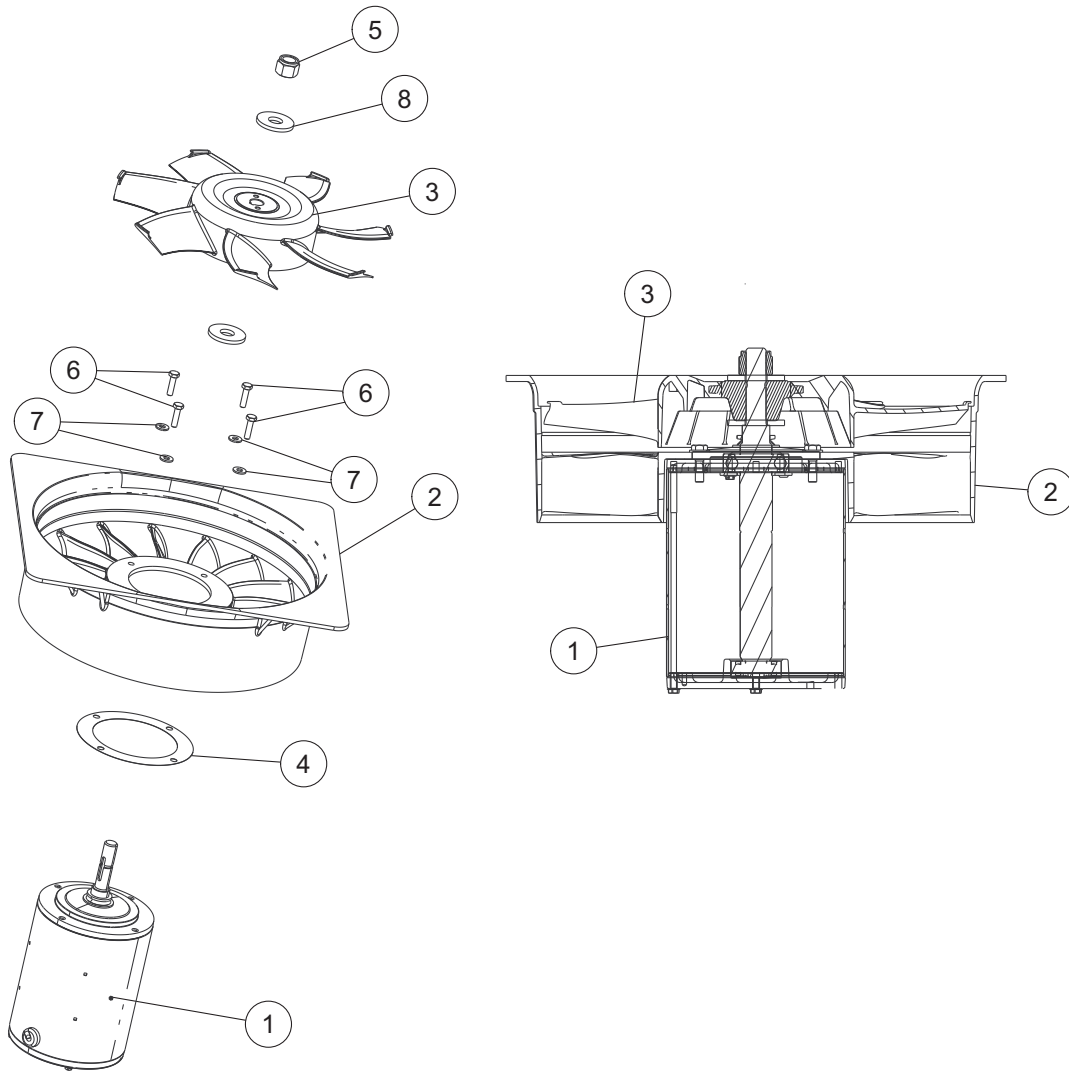
13	42-00390-03	Insulation	1
14	68-15477-02	Bracket	1
15	58-00836-19	Spacer	2
16	34-00667-11	Nut, Self Lock	2
17	66-U---1--5371	Screw, Mach Hxhd	2
18	66-U---1--5321-2	Washer, Plain	2
19	66-U---1--5331-4	Washer, Lock	2
20	66-U---1--5361-25	Screw, Cap Hxhd	2
21	68-15478-02	Bracket	1

20 Evaporator Fan and Motor



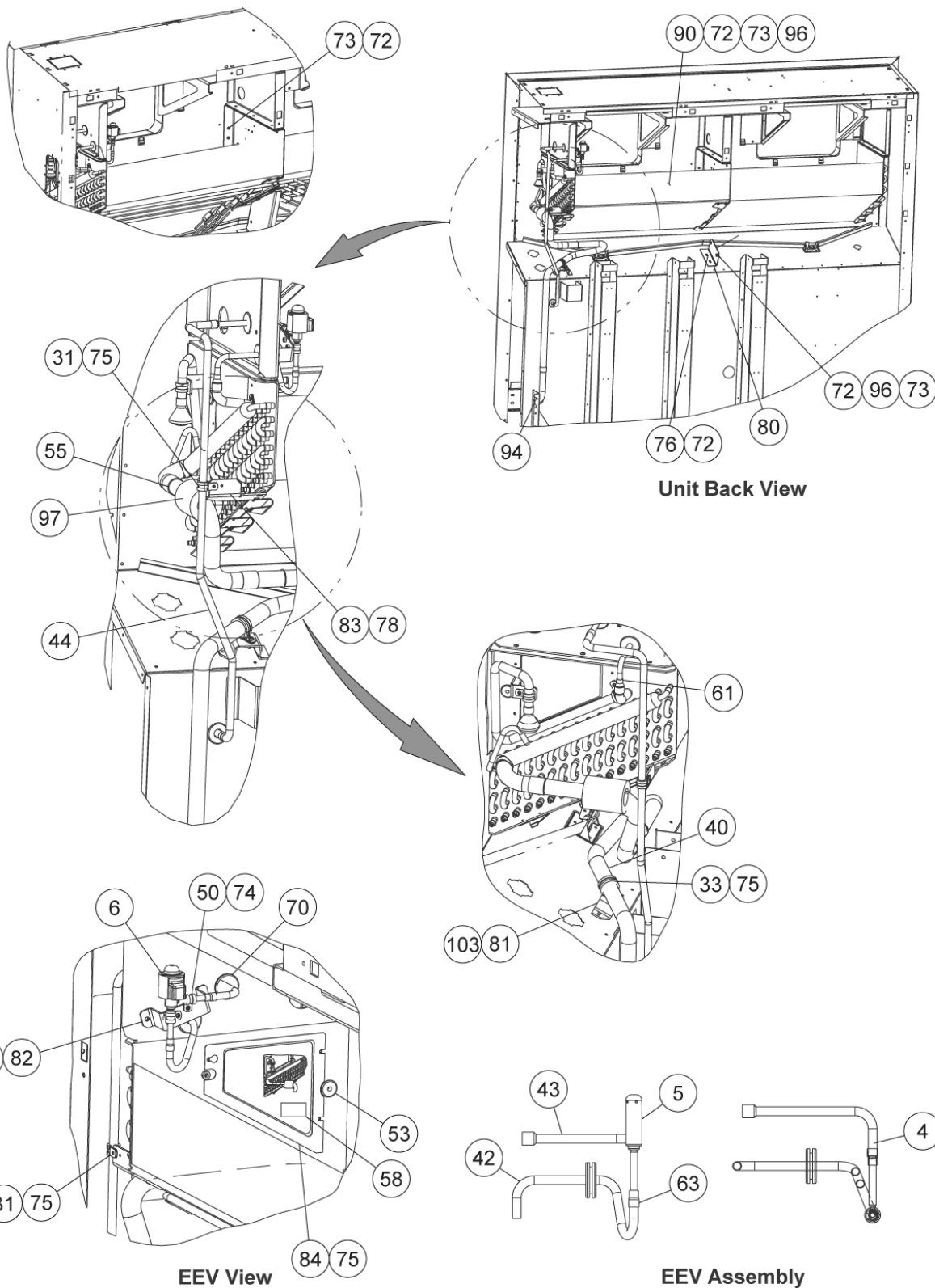
Item	Part Number	Description	Qty
1	54-00648-20	Evaporator Motor	2
2	76-66683-00	Service Kit for Polymer Evaporator Stator	2
3	38-00599-00	Evaporator Fan	1
5	34-00795-17	Nut, Self Lock	2
8	34-00616-06	Washer, Special 5/8, 18-8	4
11	66-U---1--2552-185	Gasket 0.75 Thick X 1.5X16.63	1
12	69NT--43---295	Bracket Assembly	4
13	34-00655-08	Screw, Cap Hex Head 1/4-20 X 1.00	4
14	34-00663-11	Washer, Lock 1/4 Spring	4
15	69NT--35--2692-1	Washer, Fender 1/4	4

21 Evaporator Fan and Motor for PrimeLINE ONE (PIDs NT8000 and higher)



Item	Part Number	Description	Qty
1	54-00648-20	Evaporator Motor	1
2	48-00413-00	Stator	1
3	38-00626-00	Evaporator Fan	1
4	58-04770-00	Protector	1
5	34-00795-17	Nut, Self Lock	1
6	34-06165-08	Screw, Cap Hxhd	4
7	66-U---1--5321-3	Washer, Plain	4
8	34-00616-06	Washer, Special	2

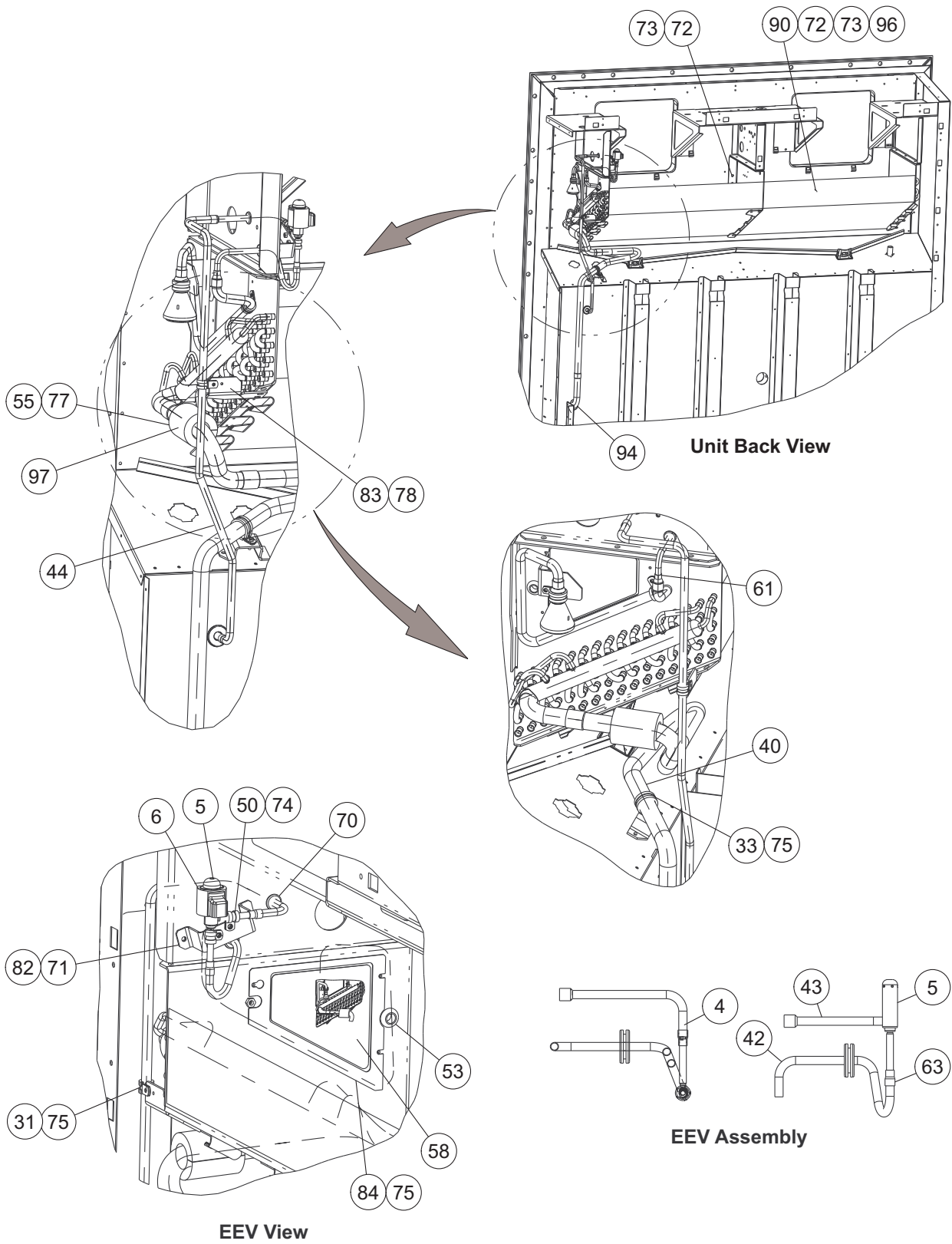
22 Evaporator Tubing and Coil, 6 Row Coil (PIDs NT2300 to NT2699)



22 Evaporator Tubing and Coil, 6 Row Coil (PIDs NT2300 to NT2699)

Item	Part Number	Description	Qty
4	14-00176-01	Strainer 100 Mesh, 3/8 OD	1
5	14-00393-02SV	Valve, EEV	1
	14-00435-00	Valve, EEV (PIDs NT2591, 2751, 2756, 2771, 2806, 2834, 2878)	1
6	14-00393-10	Coil, EEV	1
	14-00435-10	Coil, EEV (PIDs NT2591, 2751, 2756, 2771, 2806, 2834, 2878)	1
31	44-00370-03	Clamp, Cushioned	1
33	44-00370-08	Clamp, Cushioned	1
40	56-09195-00	Tube, Suction 1-1/8 OD X 0.050	1
42	56-09141-00	Tube 3/8 OD X 0.028	1
43	56-09087-00	Tube, Liquid 3/8 OD X 0.028	1
44	56-09160-00	Tube, Liquid 0.500 OD X 0.035	1
50	34-00373-52	Clamp, Tube	2
53	58-00065-56	Grommet Neoprene	1
55	42-00425-109	Insulation, Tube Pre-Taped	1
58	62-11750-00	Label Sensor Replacement	1
61	40-66629-00	Bushing 5/8 X 3/8	1
63	40-66628-03	Coupling 3/8C X 5/16	2
70	58-00065-91	Grommet	2
71	66-U---1--5371-6	Screw, Machine Hex Head #10-24 X 0.750 Slt'd	2
72	66-U---1--5321-3	Washer, Plain 1/4 N Type A	15
73	66-U---1--5361-25	Screw, Cap Hex Head 1/4-20 X 0.75	13
74	66-U---1--5371-7	Screw, Machine Hex Head #10-24 X 0.500	2
75	66-U---1--5381-1	Screw, Hex Head #10-24 X.75L	5
76	34-06269-12	Screw, Lag 1/4-10 X 1.50 Hex Head	2
78	66-U---1--5381-4	Screw, Hex Head Slt'd #10-24 X0.63L	2
80	68-16893-00	Bracket	1
81	68-17190-00	Bracket	1
82	68-16892-00	Bracket	1
83	68-16715-00	Bracket	1
84	68-17089-00	Plate, Cover	1
90	74-66674-00	Evaporator Coil Assembly Install Kit (PIDs < NT8000) - Includes:	1
	81-04186-20	Evaporator Coil Assembly	1
	81-04266-00	Evaporator Coil Assembly (PrimeLINE ONE, PIDs ≥ NT8000)	1
94	42-00183-08	Trim, Flexible	1
96	34-00663-11	Washer, Lock 1/4 Spring	11
97	12-00500-01SV	Evaporator Temperature Sensor (ETS1, ETS2)	1
103	34-00928-09	Rivet, Blind	2

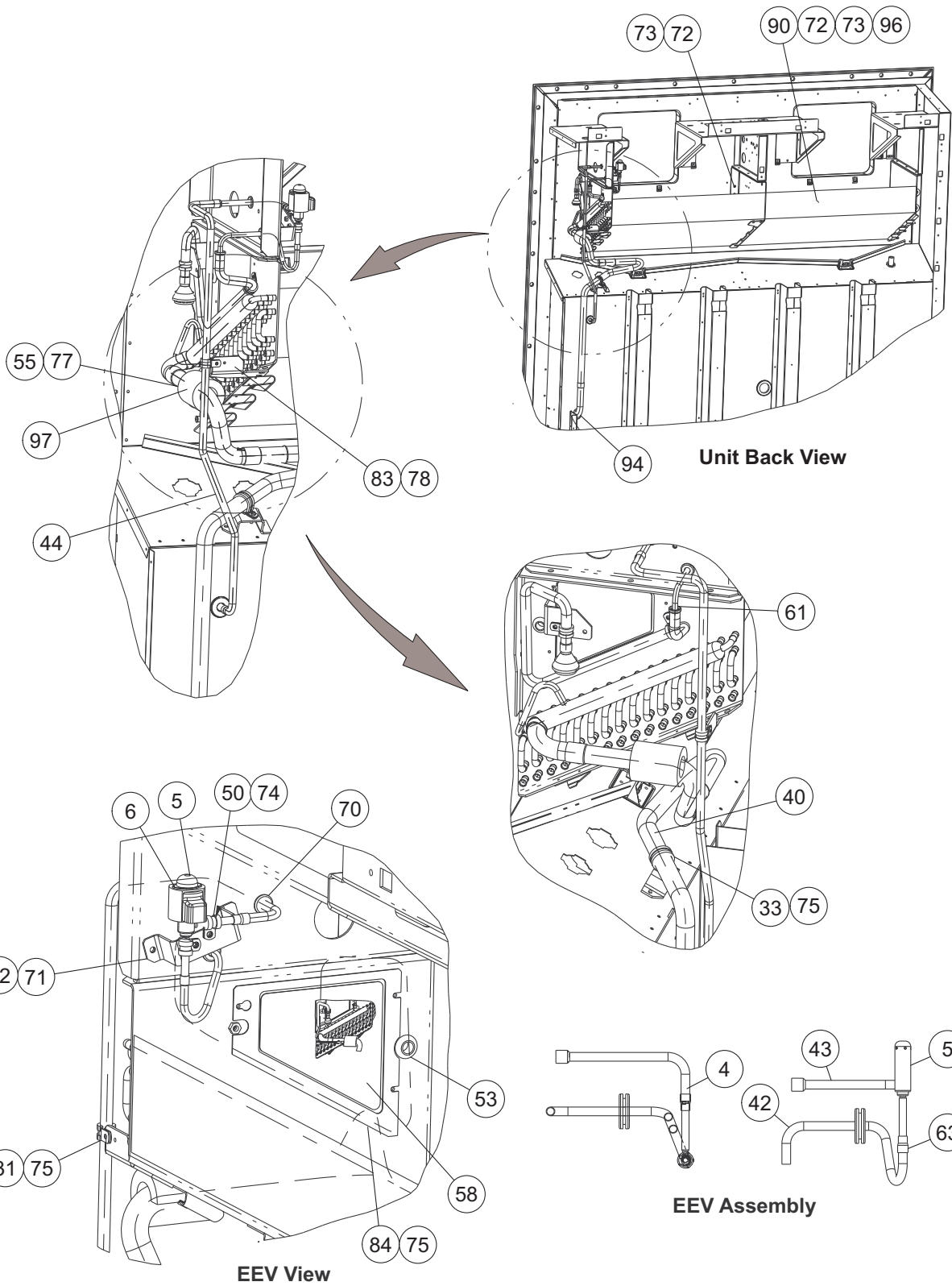
23 Evaporator Tubing and Coil, 5 Row Coil (PIDs NT2700 to NT3099)



23 Evaporator Tubing and Coil, 5 Row Coil (PIDs NT2700 to NT3099)

Item	Part Number	Description	Qty
4	14-00176-01	Strainer 100 Mesh, 3/8 OD	1
5	14-00393-02SV	Electronic Expansion Valve (EEV), Body	1
6	14-00393-10	Electronic Expansion Valve (EEV), Coil	1
31	44-00370-03	Clamp, Cushioned	1
33	44-00370-08	Clamp, Cushioned	1
40	56-09195-00	Tube, Suction 1-1/8 OD X 0.050 W	1
42	56-09141-00	Tube 3/8 OD X 0.028 W	1
43	56-09087-00	Tube, Liquid 3/8 OD X 0.028 W	1
44	56-09241-00	Tube, Liquid .500 OD X 0.035 W	1
50	34-00373-52	Clamp, Tube	2
53	66-U---1--1571-3	Grommet	1
55	42-00425-109	Insulation, Tube Pre-Taped	1
58	62-11750-00	Label Sensor Replacement	1
61	40-66629-00	Bushing 5/8 X 3/8	1
63	40-66628-03	Coupling 3/8C X 5/16	2
70	58-00065-14	Grommet	2
71	66-U---1--5371-6	Screw, Machine Hex Head #10-24 X 0.750 Slt'd	2
72	66-U---1--5321-3	Washer, Plain 1/4 N Type A	15
73	66-U---1--5361-25	Screw, Cap Hex Head 1/4-20 X 0.75	13
74	66-U---1--5371-7	Screw, Machine Hex Head #10-24 X 0.500	2
75	66-U---1--5381-1	Screw, Hex Head #10-24 X .75L	5
77	66-U---1--3882-3	Wire Tie	2
78	66-U---1--5381-4	Screw, Hex Head Slt'd #10-24 X 0.63L	2
82	68-16892-00	Bracket	1
83	68-17578-00	Bracket	1
84	68-17089-00	Plate, Cover	1
90	74-66674-00	Evaporator Coil Service Kit	1
	81-04186-20	Evaporator Coil	1
94	42-00183-08	Trim, Flexible	1
96	34-00663-11	Washer, Lock 1/4 Spring	11
97	12-00500-01SV	Evaporator Temperature Sensor (ETS1 / ETS2)	1

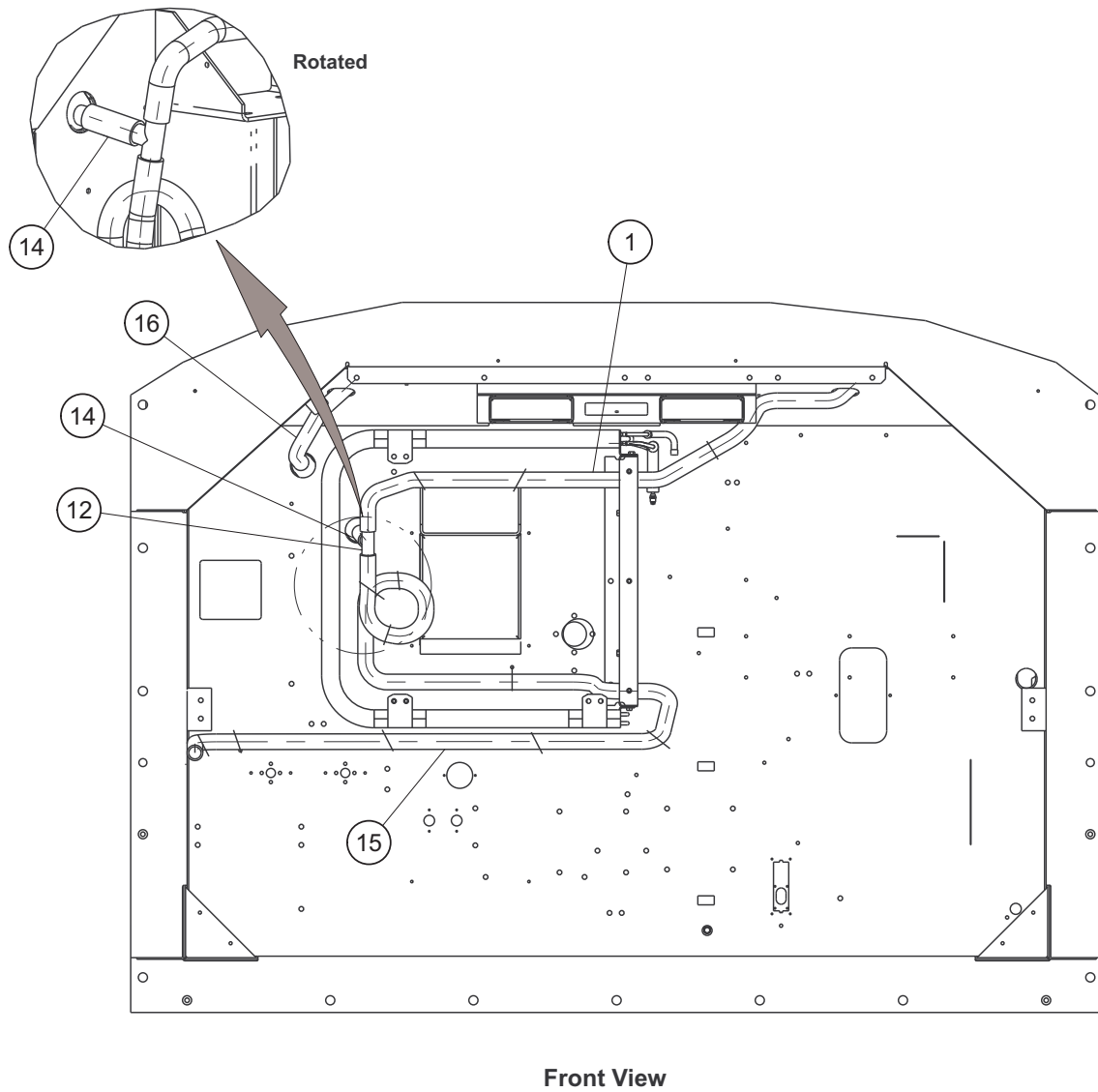
24 Evaporator Tubing and Coil, 4 Row Coil (PIDs NT3100 and higher)



24 Evaporator Tubing and Coil, 4 Row Coil (PIDs NT3100 and higher)

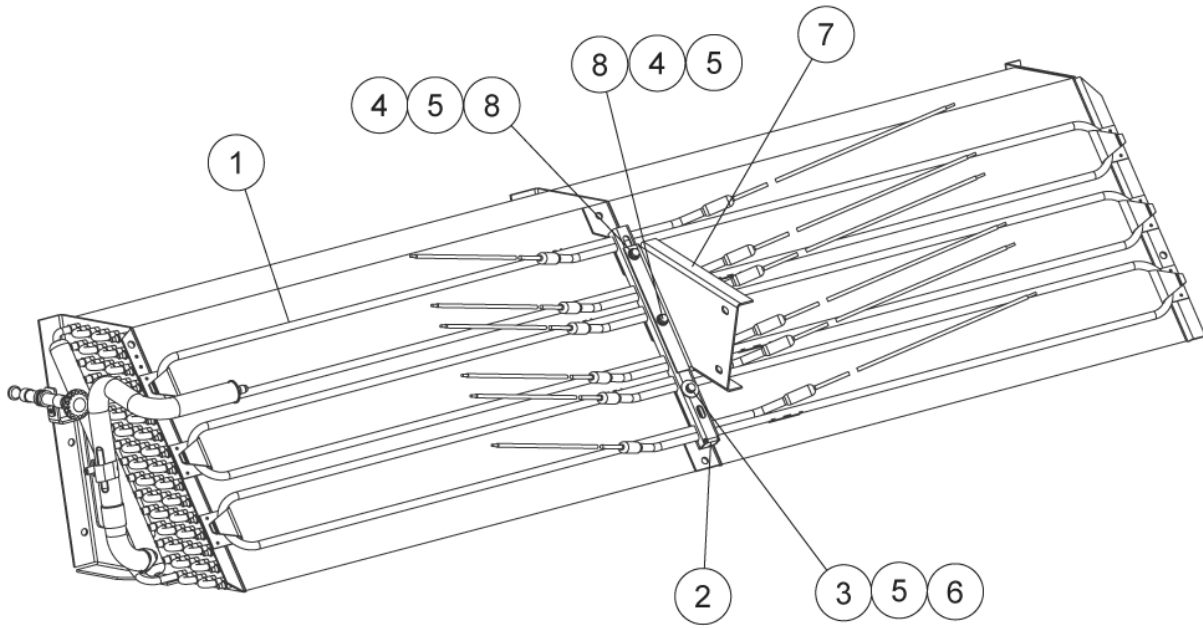
Item	Part Number	Description	Qty
4	14-00176-01	Strainer 100 Mesh, 3/8 OD	1
5	14-00393-02SV	Electronic Expansion Valve (EEV), Body	1
6	14-00393-10	Electronic Expansion Valve (EEV), Coil	1
31	44-00370-03	Clamp, Cushioned	1
33	44-00370-08	Clamp, Cushioned	1
40	56-09195-00	Tube, Suction 1-1/8 OD X 0.050 W	1
42	56-66112-00	Tube 3/8 OD X .028 W	1
43	56-09087-00	Tube, Liquid 3/8 OD X 0.028 W	1
44	56-09241-00	Tube, Liquid .500 OD X 0.035 W	1
50	34-00373-52	Clamp, Tube	2
53	66-U---1--1571-3	Grommet	1
55	42-00425-109	Insulation, Tube Pre-Taped	1
58	62-11750-00	Label Sensor Replacement	1
61	40-66629-00	Bushing 5/8 X 3/8	1
63	40-66628-03	Coupling 3/8C X 5/16	1
70	58-00065-14	Grommet	2
71	66-U---1--5371-6	Screw, Machine Hex Head #10-24 X 0.750 Slt'd	2
72	66-U---1--5321-3	Washer, Plain 1/4 N Type A	15
73	66-U---1--5361-25	Screw, Cap Hex Head 1/4-20 X 0.75	13
74	66-U---1--5371-7	Screw, Machine Hex Head #10-24 X 0.500	2
75	66-U---1--5381-1	Screw, Hex Head #10-24 X.75L	5
78	66-U---1--5381-4	Screw, Hex Head Slt'd #10-24 X0.63L	2
82	68-16892-00	Bracket	1
83	68-17578-00	Bracket	1
84	68-17089-00	Plate, Cover	1
90	74-66674-00	Evaporator Coil Service Kit	1
	81-04186-20	Evaporator Coil	1
94	42-00183-08	Trim, Flexible	1
96	34-00663-11	Washer, Lock 1/4 Spring	11
97	12-00500-01SV	Evaporator Temperature Sensor (ETS1 & ETS2)	1

25 Drain



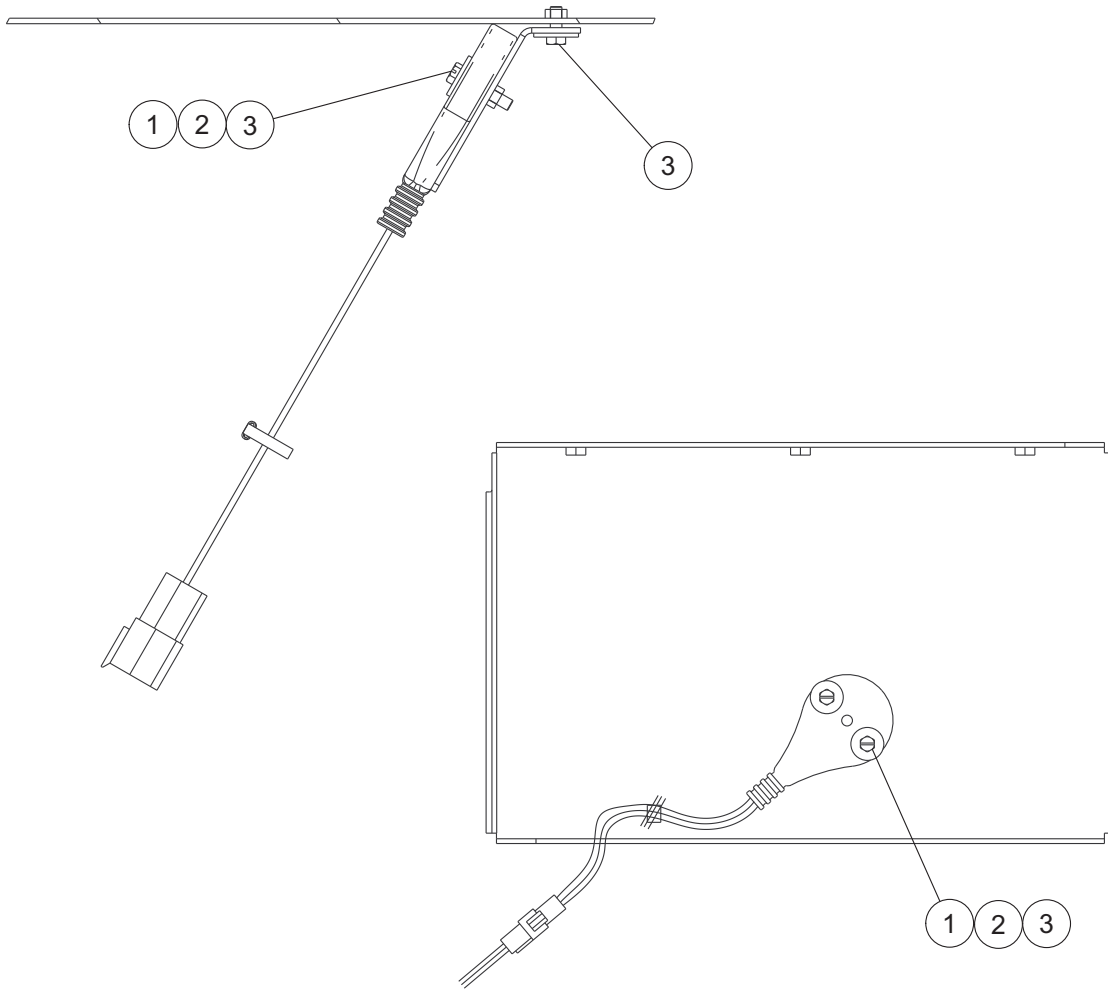
Item	Part Number	Description	Qty
1	58-04539-12	Tube, Flexible Std. 44"	1
12	58-04202-02	Tee	1
14	58-04539-10	Tube, Flexible Std. 3"	1
15	58-04539-13	Tube, Flexible Std. 109"	1
16	58-04539-11	Tube, Flexible Std. 12"	1
		Alternate Option:	
	76-66707-00	Service Kit for Drain Tube - Includes:	1
	56-09149-00	Coupling, 1" O.D. x 0.065 W	2
	58-04539-14	Tube, Flexible Std. 120"	1

26 Heaters



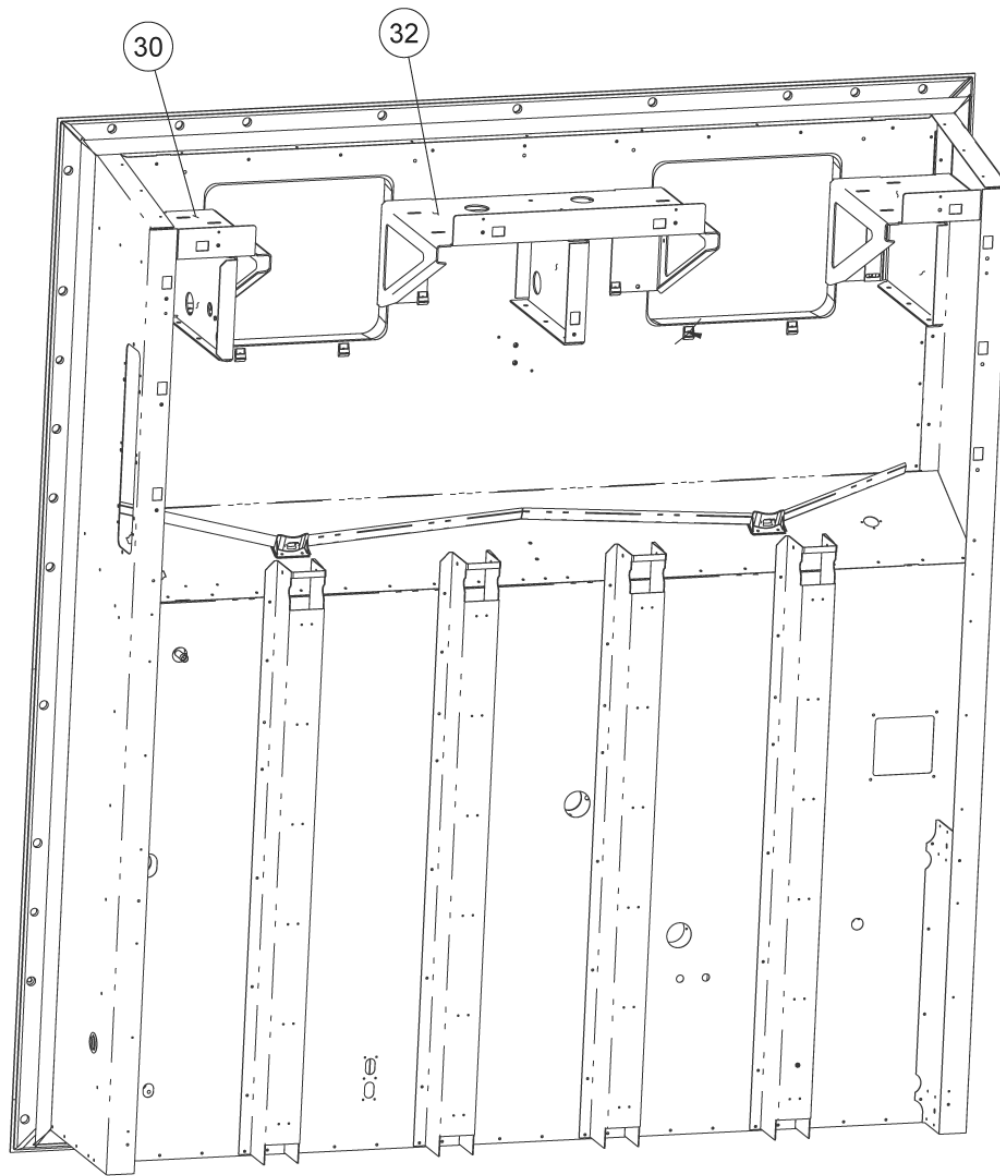
Item	Part Number	Description	Qty
1	24-00006-20	Defrost Heater	6
2	86-04956-00	Retainer Assembly	1
3	69NT--35--2692-1	Washer, Fender	1
4	66-U---1--5361-11	Screw, Cap Hex Head 1/4-20 X 1.50	2
5	34-00663-11	Washer, Lock	3
6	34-00655-10	Screw, Cap Hex Head 1/4-20 X 1.25	1
7	68-18032-00	Bracket	1
8	66-U---1--5321-3	Washer, Plain 1/4 N Type A	4

27 Humidistat Kit



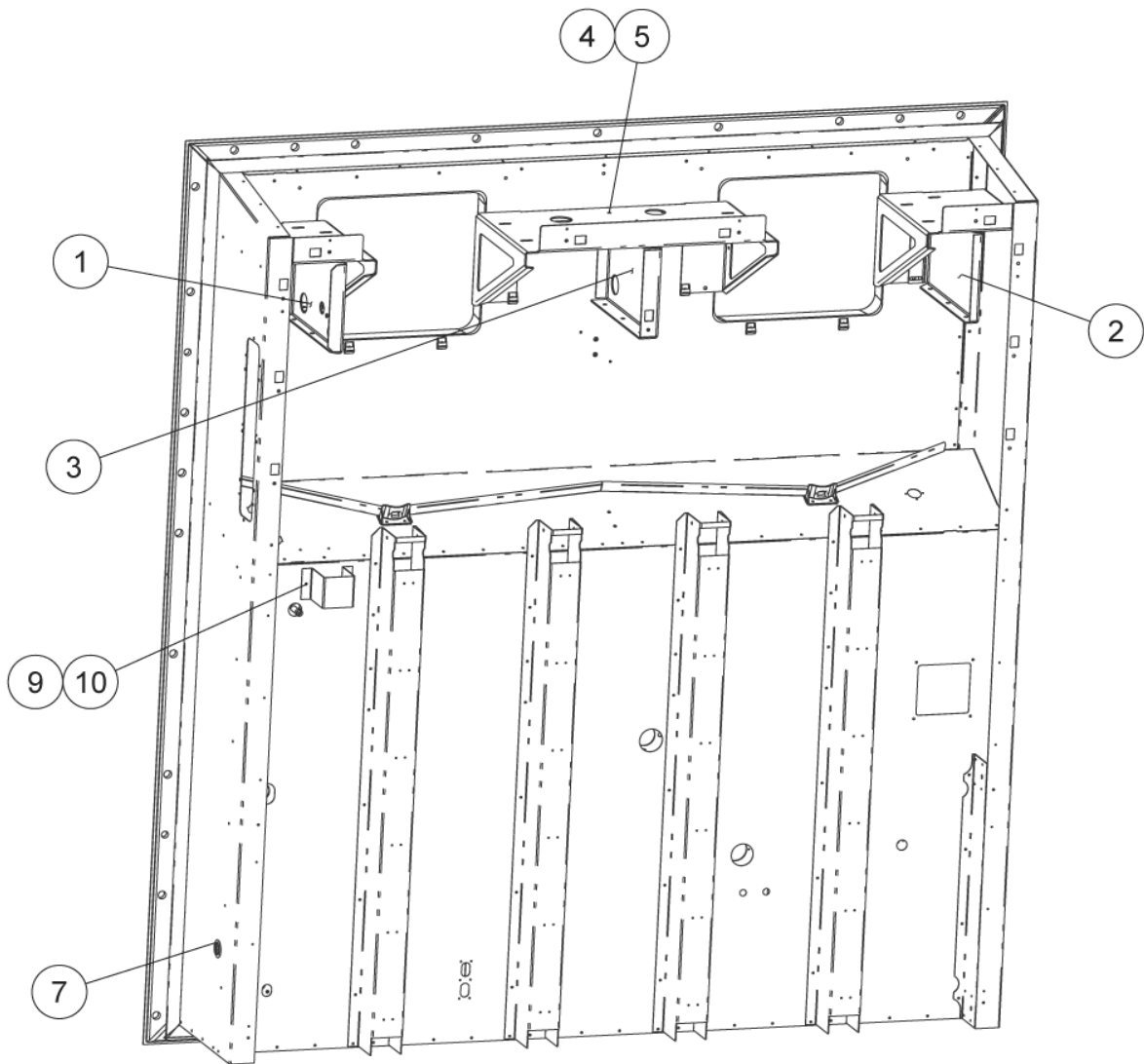
Item	Part Number	Description	Qty
1	76-00675-04	Humidity Sensor Kit	1
2	66-U---1--5371-10	Screw, Machine Hex Head #10-24 X 1.00	2
3	66-U---1--5321-8	Washer, Plain #10 Type A	2

28 Frame Kit (PIDs NT2300 to 2549)



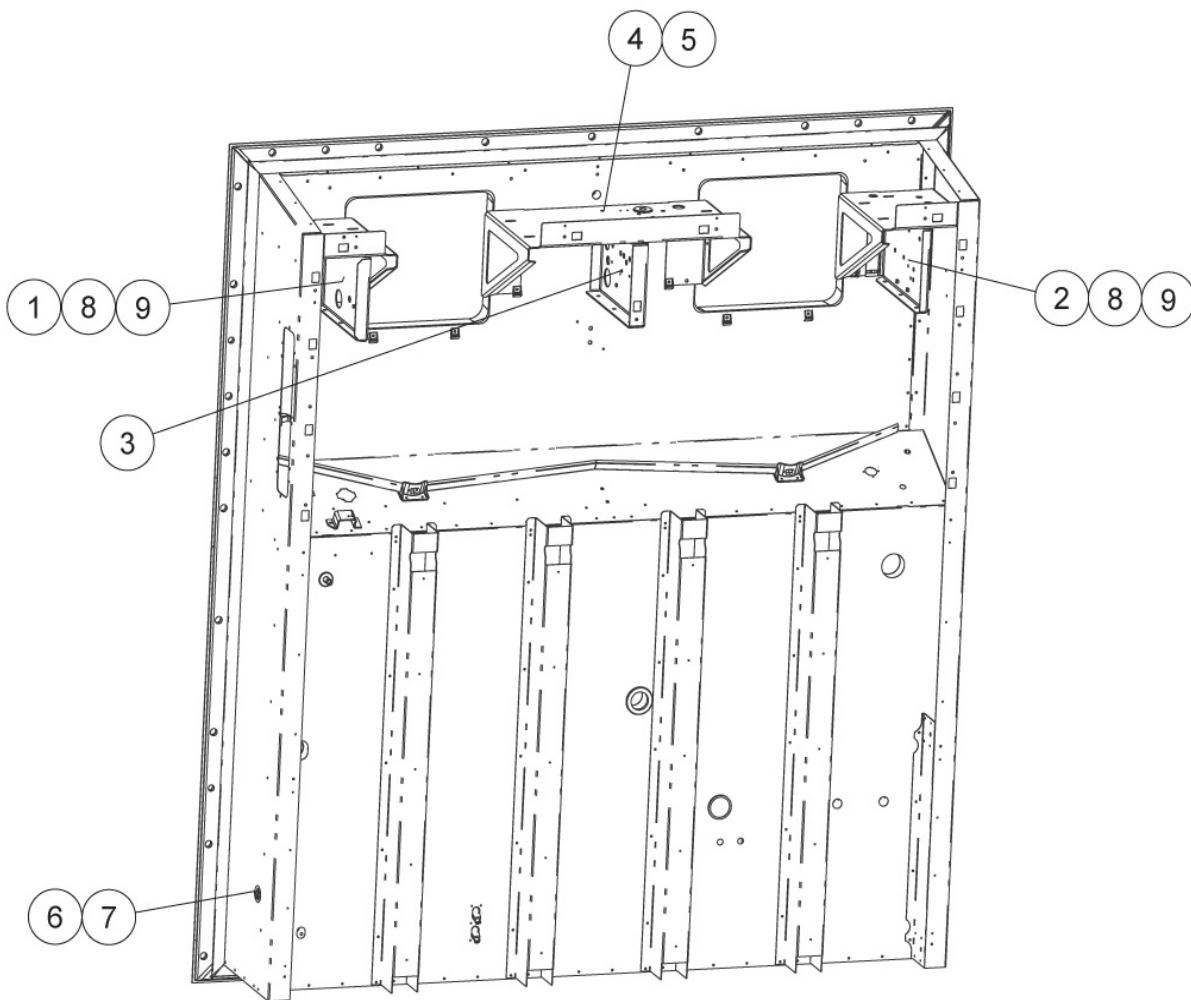
Item	Part Number	Description	Qty
30	68-16696-00	Fan Deck	1
32	68-17419-00	Fan Deck Assembly, TransFRESH provision or installed	1
	68-17419-01	Fan Deck Assembly, XtendFRESH provision or installed	1

29 Frame Kit (PIDs NT2550 to 2699)



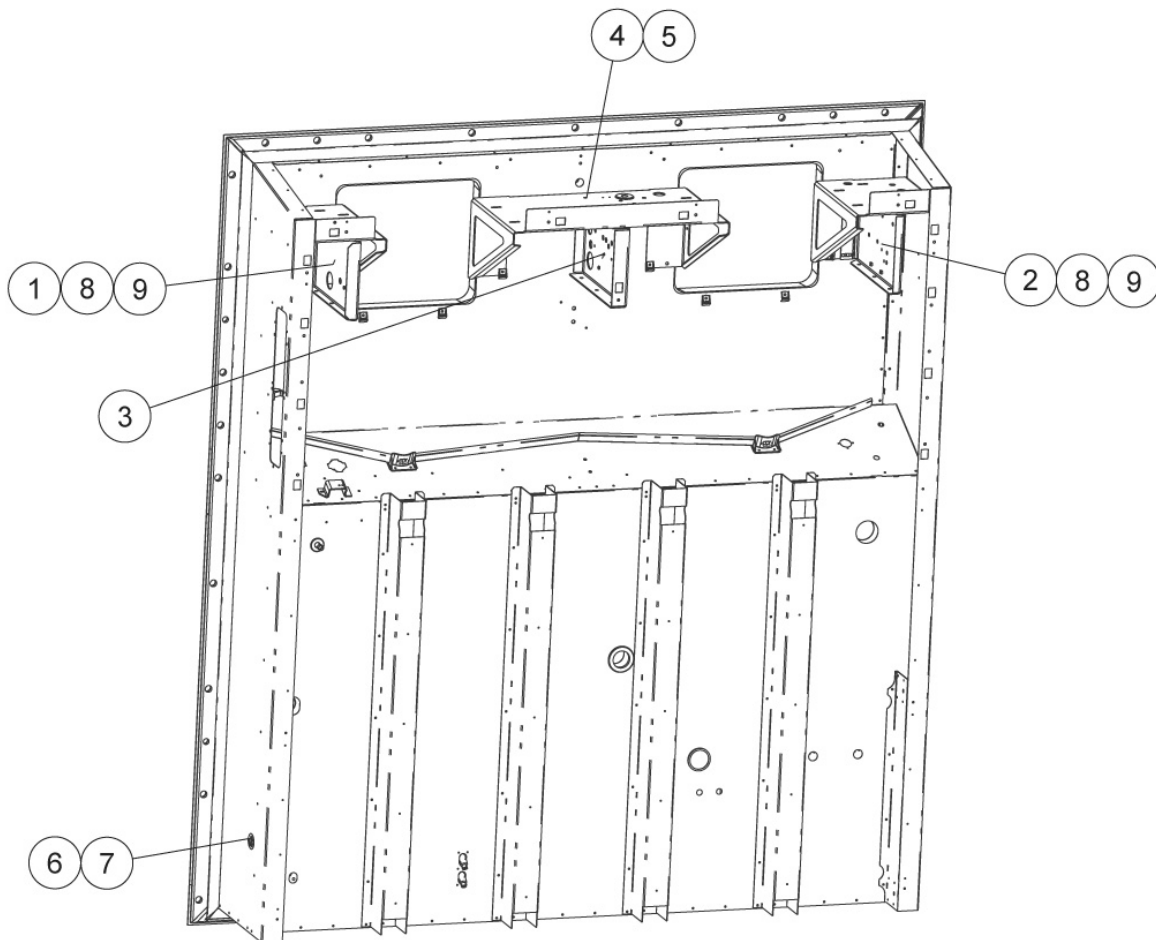
Item	Part Number	Description	Qty
1	68-16891-00	Panel	1
2	68-16767-00	Panel Assembly	1
3	68-17145-00	Panel Assembly	1
	68-17145-02	Panel Assembly, for XtendFRESH provision or installed	1
4	66-U---1--5321-3	Washer, Plain	9
5	66-U---1--5361-25	Screw, Cap Hxhd	9
7	66-U---1--5562-2	Plug, Button	1
9	68-17640-00	Channel	1
10	34-00928-07	Rivet, Blind	2

30 Frame Kit (PIDs NT2700 to 2899)



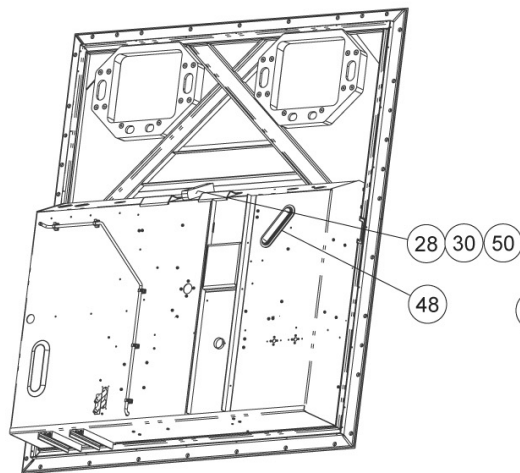
Item	Part Number	Description	Qty
1	68-17845-03	Panel	1
2	68-17775-00	Panel Assembly (PIDs NT2700 to 2749)	1
	79-66747-00	Panel Assembly (PIDs NT2750 to 2899)	1
3	68-17145-00	Panel Assembly	1
	68-17145-02	Panel Assembly, for XtendFRESH provision or installed	1
4	66-U---1--5321-3	Washer, Plain	9
5	66-U---1--5361-25	Screw, Cap Hxhd	9
7	66-U---1--5562-2	Plug, Button	1
8	69NT--35--2692-1	Washer, Fender	4
9	34-00655-10	Screw, Cap Hxhd	4

31 Frame Kit (PIDS NT3000 and higher)

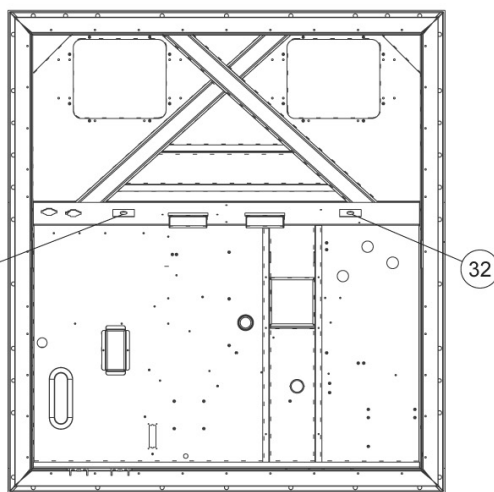


Item	Part Number	Description	Qty
1	68-17845-03	Panel	1
2	79-66747-00	Panel Assembly Coil Extension	1
	79-66747-02	Panel Assembly Coil Extension (with EverFRESH)	1
3	68-17145-05	Panel Assembly Coil Extension	1
	68-17145-06	Panel Assembly Coil Extension (with EverFRESH)	1
4	66-U---1--5321-3	Washer, Plain	9
5	66-U---1--5361-25	Screw, Cap HXHD	9
7	66-U---1--5562-2	Plug, Button	1
8	69NT--35--2692-1	Washer, Fender	4
9	34-00655-10	Screw, Cap HXHD	4

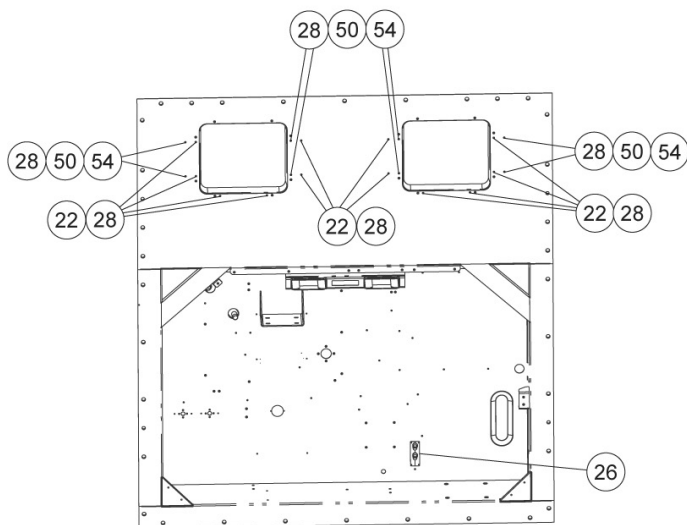
32 Frame Assembly



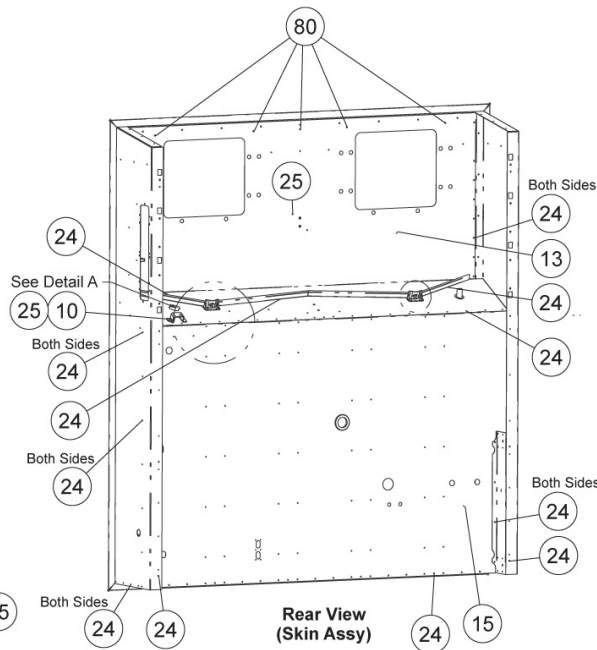
Frame - Rear View
(Component Attachment)



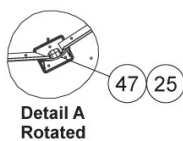
Frame - Rear View



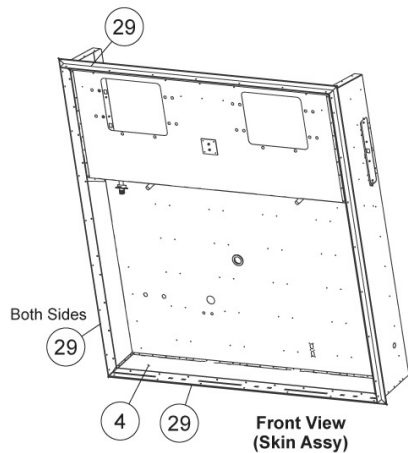
Frame - Front View
(Component Attachment)



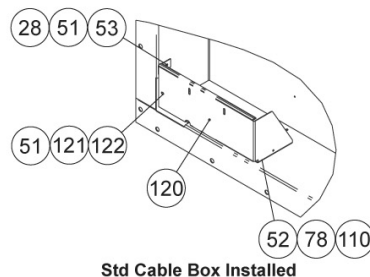
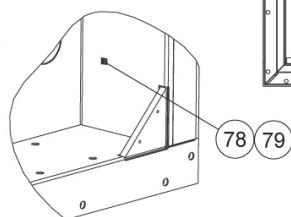
Rear View
(Skin Assy)



Detail A
Rotated

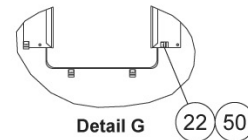
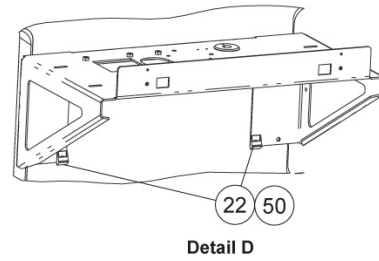
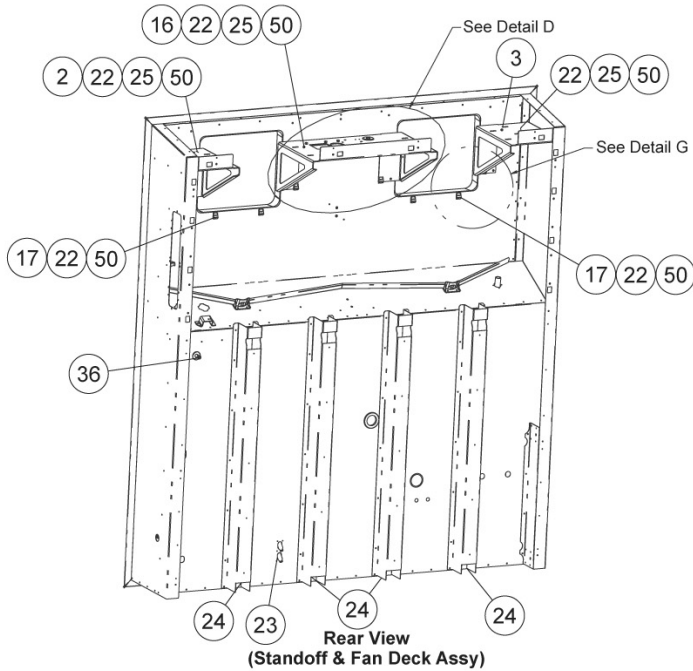
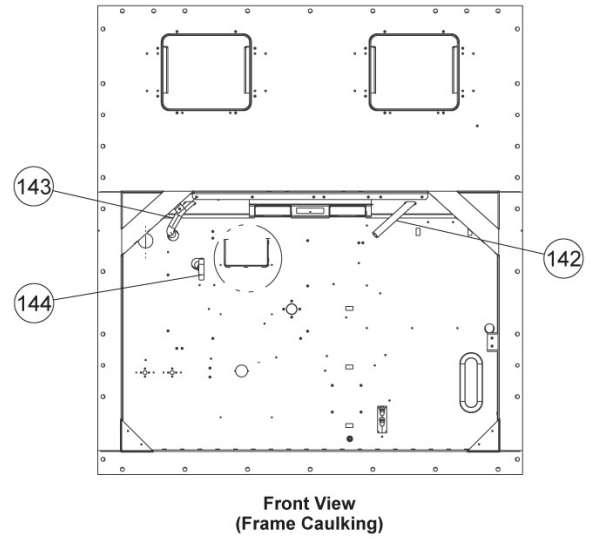
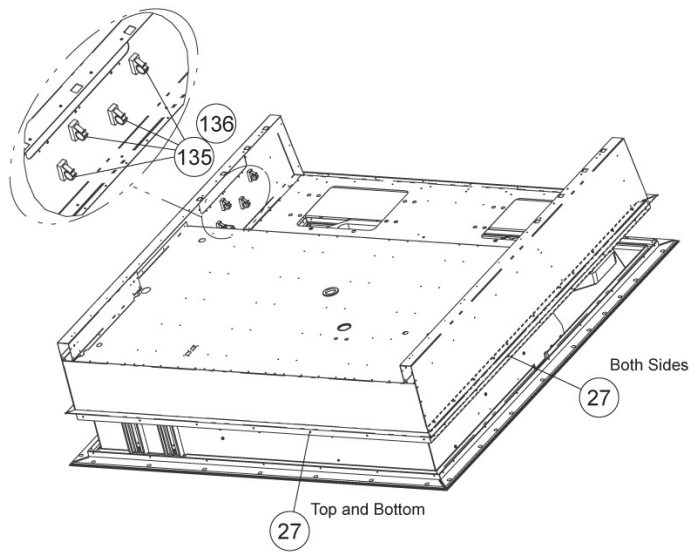


Front View
(Skin Assy)



Std Cable Box Installed

32 Frame Assembly

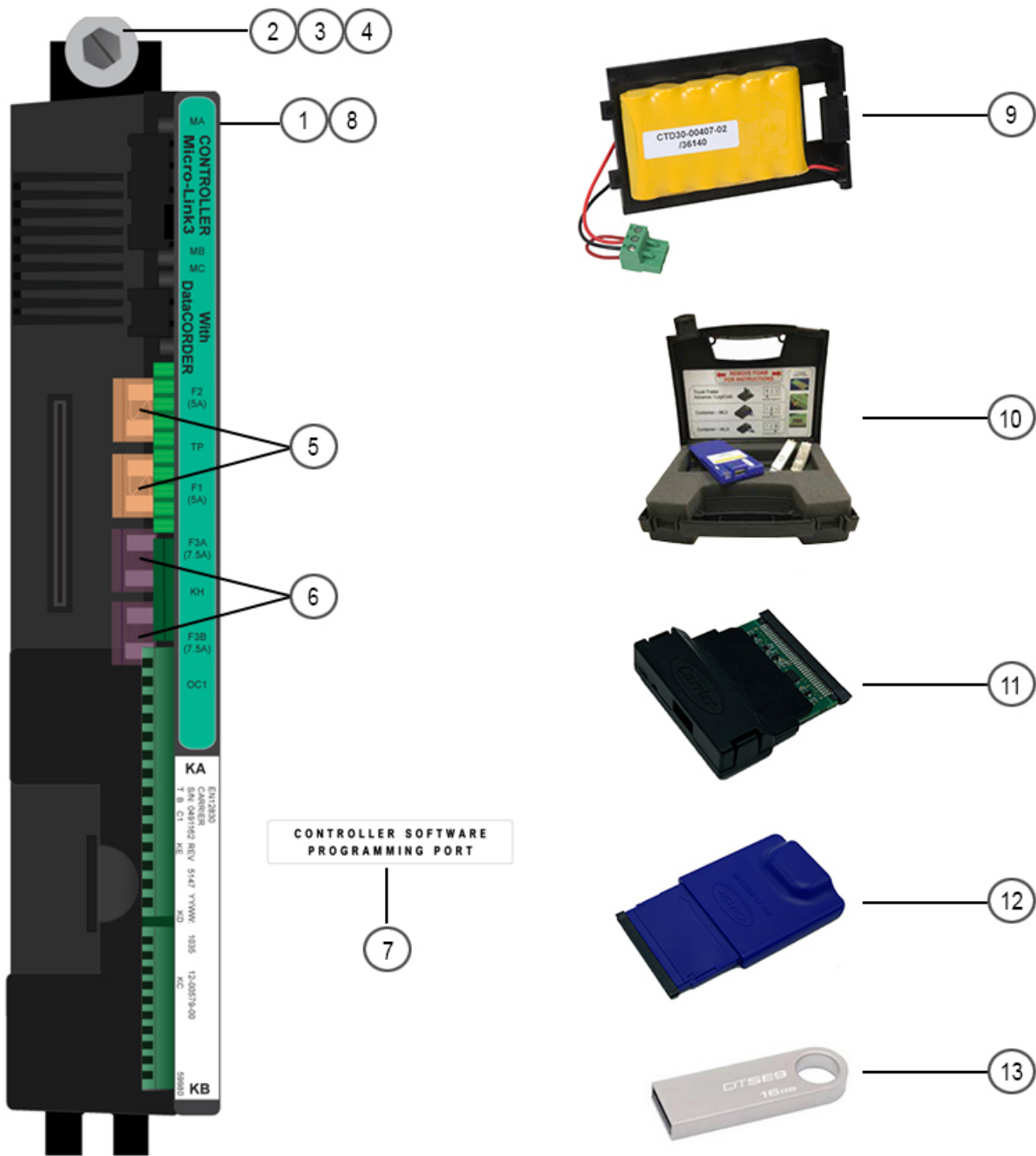


Item	Part Number	Description	Qty
2	68-16696-00	Fan Deck	1
3	68-16697-04	Fan Deck	1
4	68-18010-00	Panel, Bottom	1
10	68-17190-00	Bracket	1
13	68-17960-05	Panel	1
15	68-86312-09	Panel, Air Duct	1
16	68-17419-01	Fan Deck Assembly	1
17	69NT--35--2692-1	Washer, Fender	4

32 Frame Assembly

22	34-00655-10	Screw, Cap Hxhd	28
23	34-00928-04	Rivet, Blind	6
24	34-00928-07	Rivet, Blind	170
25	34-00928-09	Rivet, Blind	21
26	34-00928-20	Rivet, Blind	4
27	34-00928-21	Rivet, Blind	32
28	34-06053-00	Washer	23
29	34-06124-00	Rivet	40
30	34-06269-12	Screw, Lag	2
32	42-00570-00	Gasket	2
35	56-09065-00	Tube, Liquid	1
36	58-00065-56	Grommet	1
47	58-04968-00	Fitting	2
48	58-04990-00	Fitting	1
50	66-U---1--5321-3	Washer, Plain	26
51	66-U---1--5321-7	Washer, Plain	2
52	66-U---1--5321-8	Washer, Plain	2
53	66-U---1--5361-25	Screw, Cap Hxhd	1
54	66-U---1--5361-47	Bolt, Mach Hxhd	8
78	66-U---1--5371-6	Screw, Mach Hxhd	3
79	34-00663-09	Washer, Lock	1
80	58-04315-00	Base, Mounting	5
110	34-06053-05	Washer	2
120	68-17131-00	Guard	1
121	34-00792-07	Screw, Cap Hxhd	1
122	34-06053-15	Washer	1
135	44-00361-01	Clip, Retaining	4
136	34-06124-01	Rivet	4
142	58-04539-12	Tube, Flexible	1
143	58-04539-11	Tube, Flexible	1
144	58-04539-10	Tube, Flexible	1

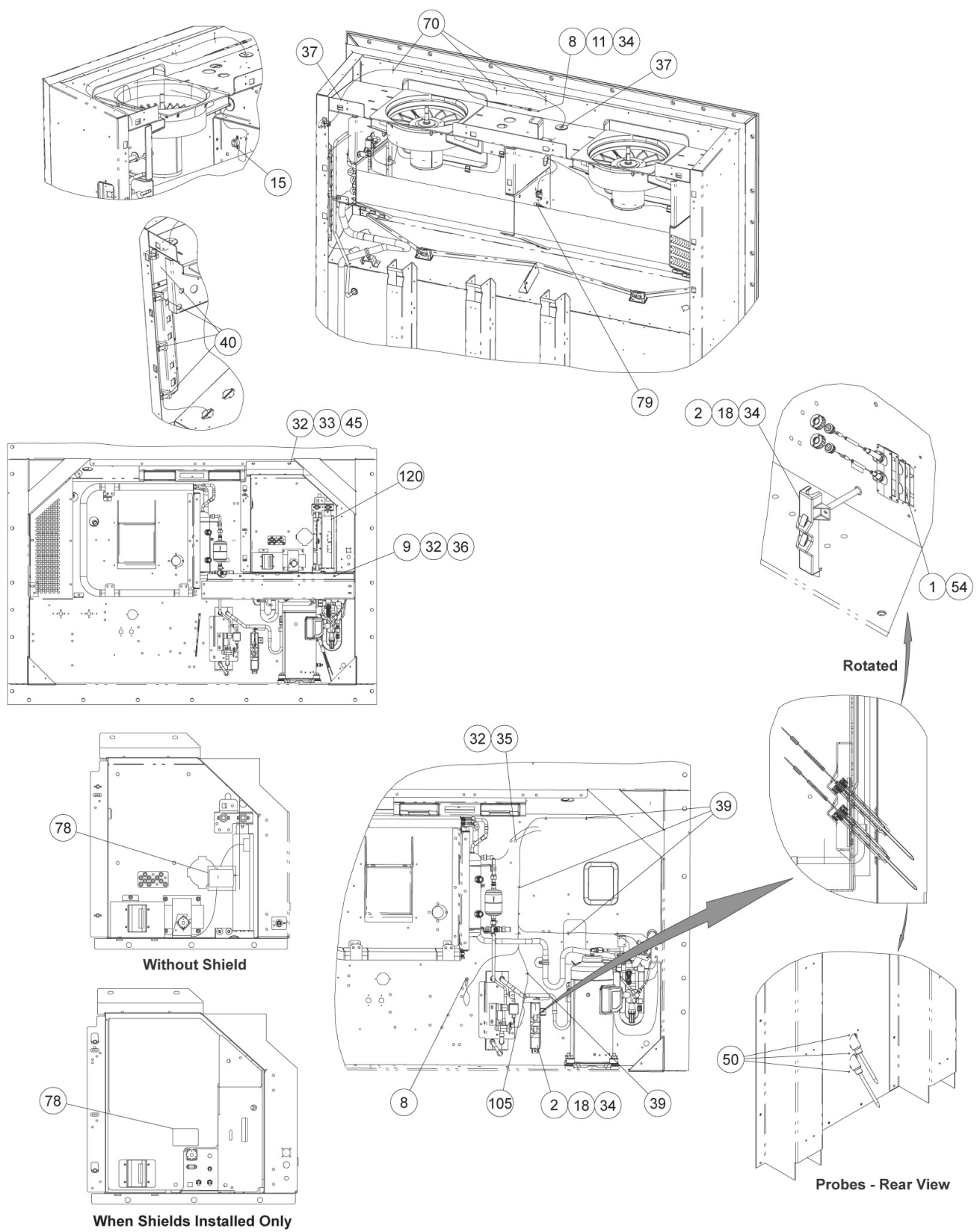
33 Controller Module Section and Software Cards



33 Controller Module Section and Software Cards

Item	Part Number	Description	Qty
1	12-55012	Micro-Link 3 Controller / DataCORDER Module - Includes:	1
2	66-U---1--5371-7	Screw, Hex Head, #10-24 X 1/2 Inches Long, SST	1
3	69NT--35--2692	Washer, Fender, 0.063 Thick, SST	1
4	58-01184-00	Retainer, Screw, 0.141 ID	1
5	22-02336-02	Fuse, 5 Amp (F1 and F2)	2
6	22-02336-08	Fuse, 7.5 Amp (F3A and F3B)	2
7	62-02719-00	Label, Controller Software Programming Port	1
8	09-00375-00	Battery, Real Time Clock (Within Controller)	1
9	30-50377-00	Battery, Rechargeable Pack - Controller / DataCORDER	1
10	76-50214-02	Programming, Software Card - Controller / DataCORDER	1
11	07-00571-00	Programming, MUA Adapter with USB	1
	07-00571-00PK5	Programming, MUA Adapter with USB (5 pack)	1
12	07-00572-00	Programming, MST Service Tool	1
13	12-50172-00	Programming, MUA & MST Preloaded on USB	1

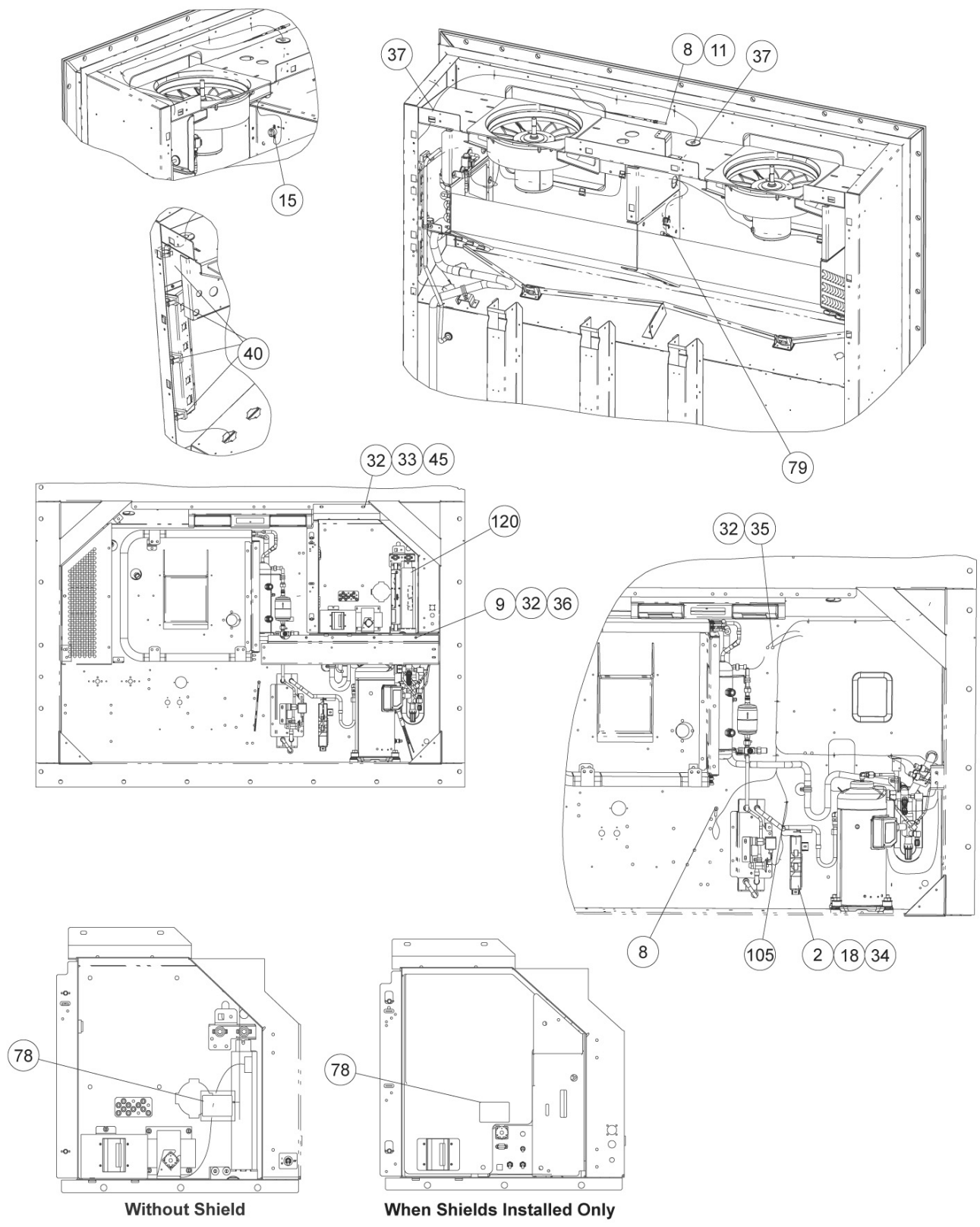
34 Controller Kit (PIDs NT2300 to NT2549)



34 Controller Kit (PIDs NT2300 to NT2549)

Item	Part Number	Description	Qty
1	58-04276-00	Holder Supply Probe	1
2	58-04279-00	Cover Plastic, Probe	1
8	66-U---1--5371-6	Screw, Machine Hex Head #10-24 X 0.750	2
9	34-06053-03	Washer 0.250 ID X 1.000 OD	3
11	44-01041-04	Clamp, Cushioned	1
15	34-01178-22	Screw, Hex Head #8-32 X 0.50	2
18	66-U---1--5371-7	Screw, Machine Hex Head #10-24 X 0.5000	2
32	66-U---1--5361-25	Screw, Cap Hex Head 1/4-20 X 0.75	7
33	66-U---1--5321-7	Washer, Plain 1/4 W Type A	2
34	66-U---1--5321-8	Washer, Plain #10 Type A	2
35	--AU--27JR-171	Washer, Lock 1/4 Ext Tooth	1
36	69NT--35--2692-1	Washer, Fender 1/4	3
37	58-04273-00	Grommet	2
39	58-04316-00	Base, Mounting	8
40	44-00361-00	Clip, Retaining	2
45	34-06053-00	Washer 0.250 ID X 0.800 OD	2
50	34-00928-04	Rivet, Blind	6
54	34-00928-20	Rivet, Blind	4
70	58-04315-00	Base, Mounting	3
78	62-11270-18	Label, Warning Software Version	1
79	34-01178-23	Screw, Tc Hex Head #8-32 X 0.75	1
105	58-04321-24	Tube, Slit 3/8 ID, 14.00" Lg	1
120	12-55012	Controller, ML3, Scroll	

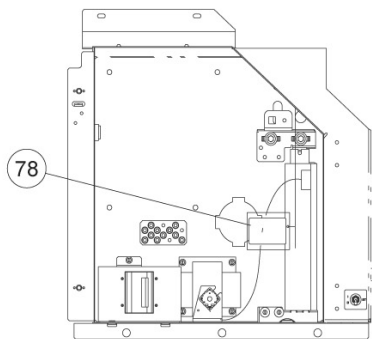
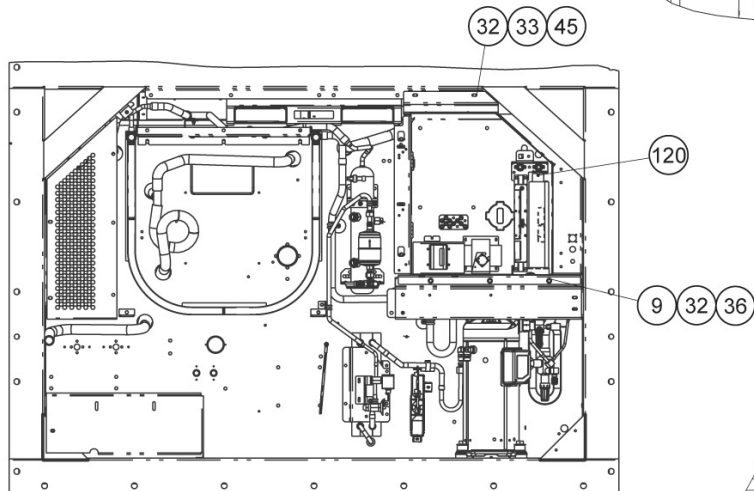
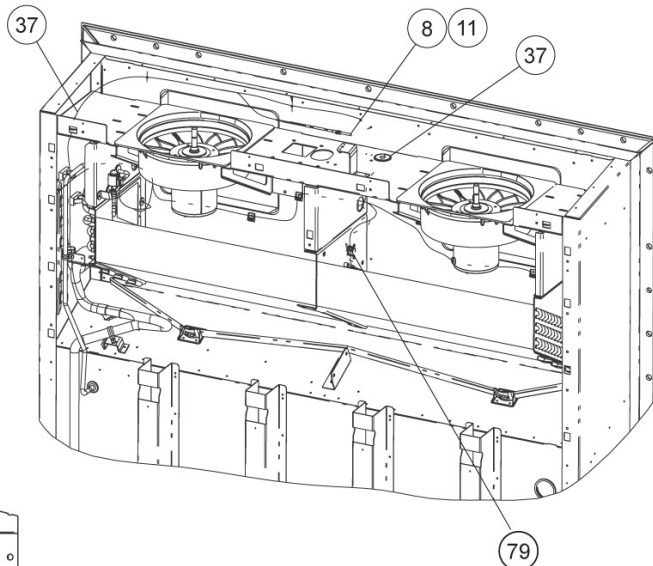
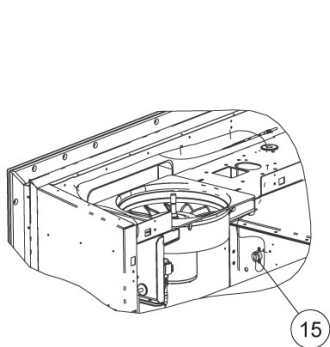
35 Controller Kit (PIDs NT2550 to NT2999)



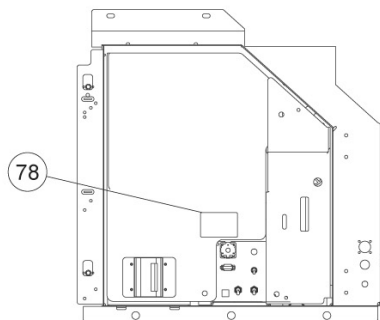
35 Controller Kit (PIDs NT2550 to NT2999)

Item	Part Number	Description	Qty
2	58-04279-00	Cover Plastic, Probe	1
8	66-U---1--5371-6	Screw, Machine Hex Head #10-24 X 0.750	2
9	34-06053-03	Washer 0.250 ID X 1.000 OD	3
11	44-01041-04	Clamp, Cushioned	1
15	34-01178-22	Screw, Hex Head #8-32 X 0.50	2
18	66-U---1--5371-7	Screw, Machine Hex Head #10-24 X 0.5000	2
32	66-U---1--5361-25	Screw, Cap Hex Head 1/4-20 X 0.75	7
33	66-U---1--5321-7	Washer, Plain 1/4 W Type A	2
34	66-U---1--5321-8	Washer, Plain #10 Type A	2
35	--AU--27JR-171	Washer, Lock 1/4 Ext Tooth	1
36	69NT--35--2692-1	Washer, Fender 1/4	3
37	58-04273-00	Grommet	2
40	44-00361-00	Clip, Retaining (PIDs NT2550 to 2572 only)	2
45	34-06053-00	Washer 0.250 ID X 0.800 OD	2
78	62-11270-18	Label, Warning Software Version	1
79	34-01178-23	Screw, Tc Hex Head #8-32 X 0.75	1
105	58-04321-24	Tube, Slit 3/8 ID, 14.00" Lg	1
120	12-55012	Controller, ML3, Scroll	1

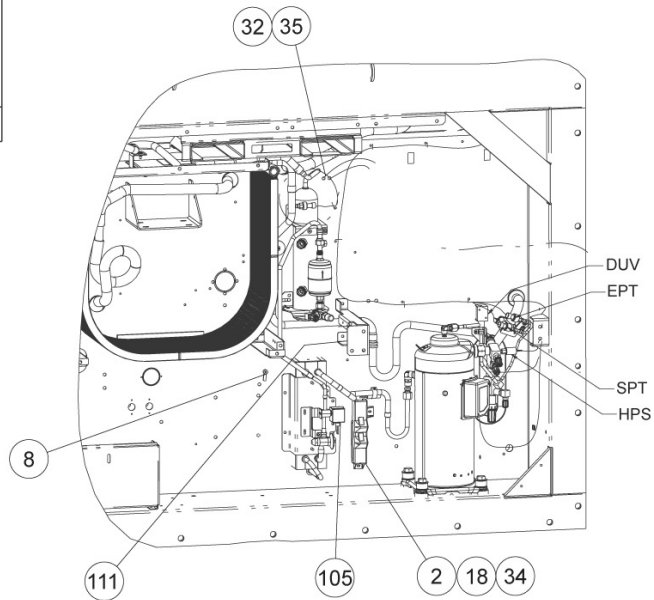
36 Controller Kit (PIDs NT3000 and higher)



Without Shield



With Shield

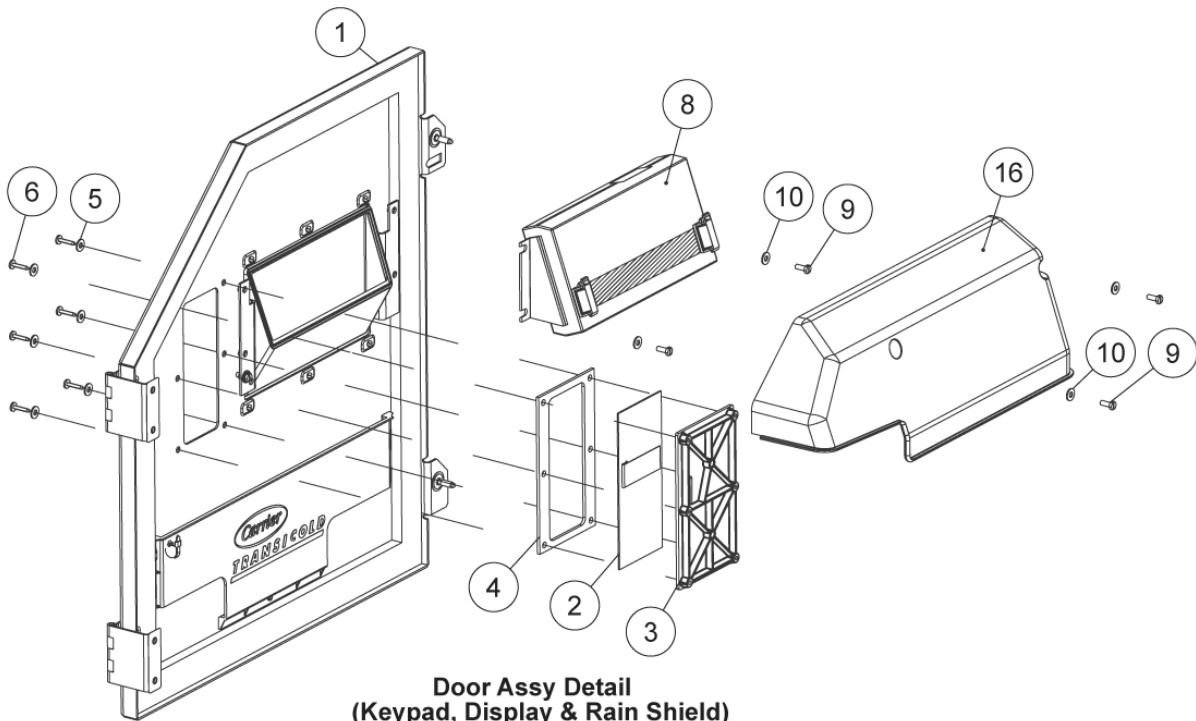
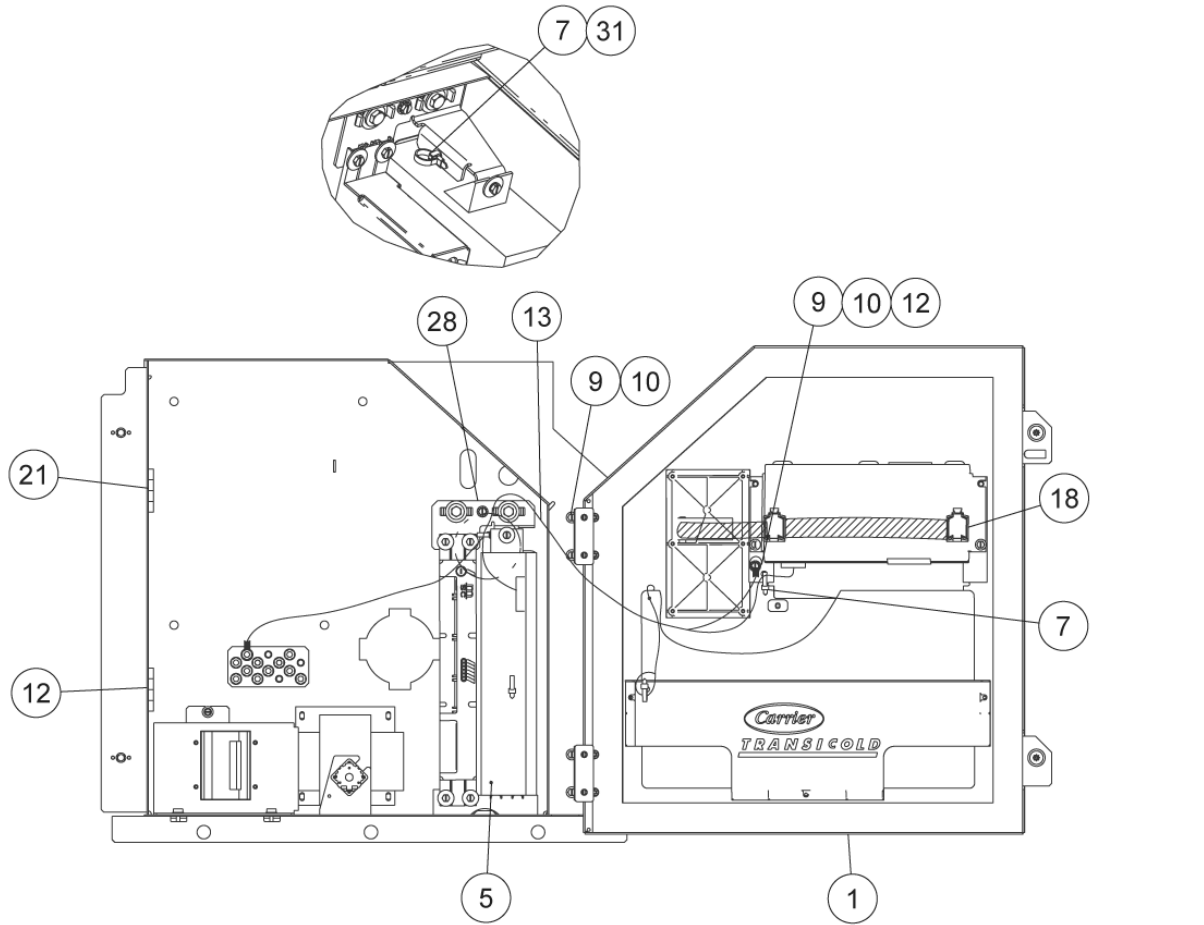


Control Box Removed for Clarity

36 Controller Kit (PIDs NT3000 and higher)

Item	Part Number	Description	Qty
2	58-04279-00	Cover Plastic, Probe	1
8	66-U---1--5371-6	Screw, Machine Hex Head #10-24 X 0.750	2
9	34-06053-03	Washer 0.250 ID X 1.000 OD	3
11	44-01041-04	Clamp, Cushioned	1
15	34-01178-22	Screw, Hex Head #8-32 X 0.50	2
18	66-U---1--5371-7	Screw, Machine Hex Head #10-24 X 0.5000	2
32	66-U---1--5361-25	Screw, Cap Hex Head 1/4-20 X 0.75	7
33	66-U---1--5321-7	Washer, Plain 1/4 W Type A	2
34	66-U---1--5321-8	Washer, Plain #10 Type A	2
35	--AU--27JR-171	Washer, Lock 1/4 Ext Tooth	2
36	69NT--35--2692-1	Washer, Fender 1/4	3
37	58-04273-00	Grommet	2
45	34-06053-00	Washer 0.250 ID X 0.800 OD	2
78	62-11270-18	Label, Warning Software Version	1
79	34-01178-23	Screw, Tc Hex Head #8-32 X 0.75	1
105	58-04321-25	Tube, Slit 3/8 ID, 14.00" Lg	1
111	58-04316-00	Base, Mounting	1
120	12-55012	Controller, ML3, Scroll	1

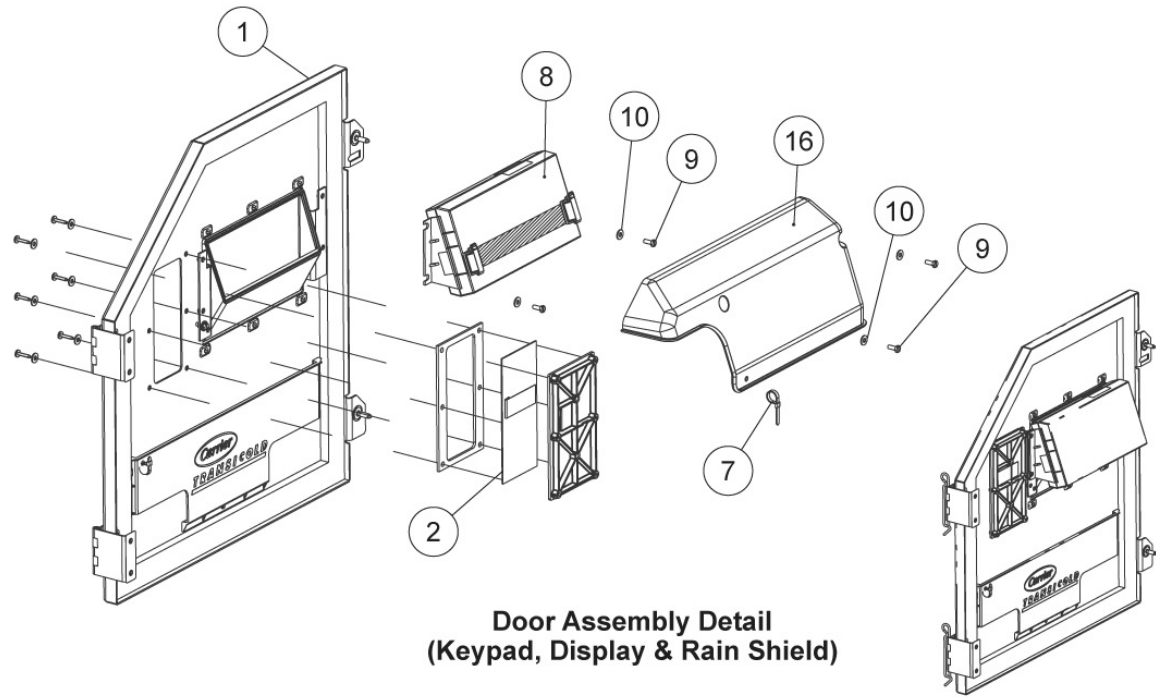
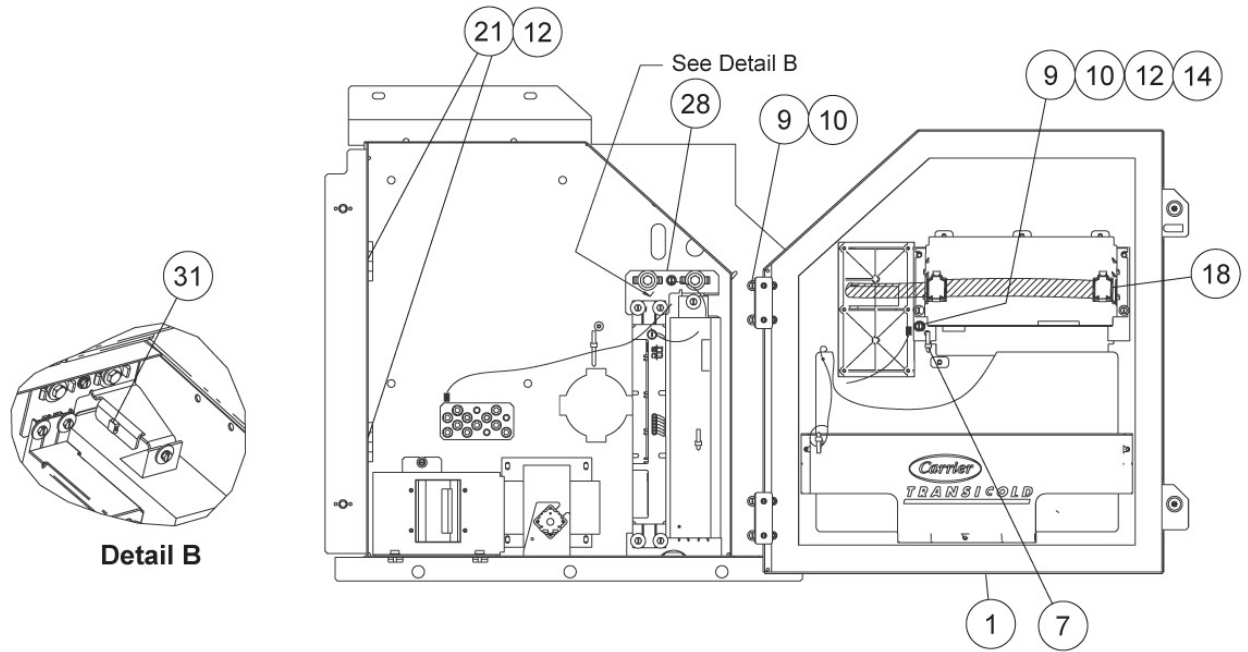
37 Control Box Door, Screw Fastener (PIDs NT2300 to 2849)



37 Control Box Door, Screw Fastener (PIDs NT2300 to 2849)

Item	Part Number	Description	Qty
1	79-66017-00	Door Assembly, Phillips Screw. See Section 39 for details.	1
2	79-66669-04	Key Pad Assembly	1
5	34-06212-10	Washer, Plain #10 Type A	6
6	34-66630-00	Screw, TF Pnhd	6
7	66-U---1--3882	Wire Tie	3
8	12-00433-09RP	Display Module	1
9	66-U---1--5371-7	Screw, Machine Hex Head #10-24 X 0.500 Slt'd	9
10	66-U---1--5321-8	Washer, Plain #10 Type A	9
12	--AU--27JR-131	Washer, Lock #10 Ext Tooth	1
13	22-01713-49	Harness, MB (PIDs NT2300 to 2549)	1
16	58-04960-00	Rain Shield	1
18	44-00391-00	Clamp	2
21	66-U---1--2403	Screw, Mach Trhd #10-24 X 0.500 Slt'd	2
28	68-16735-00	Bracket	1
31	58-04316-00	Base, Mounting	1

38 Control Box Door, Screw Fastener (PIDs NT2850 and higher)

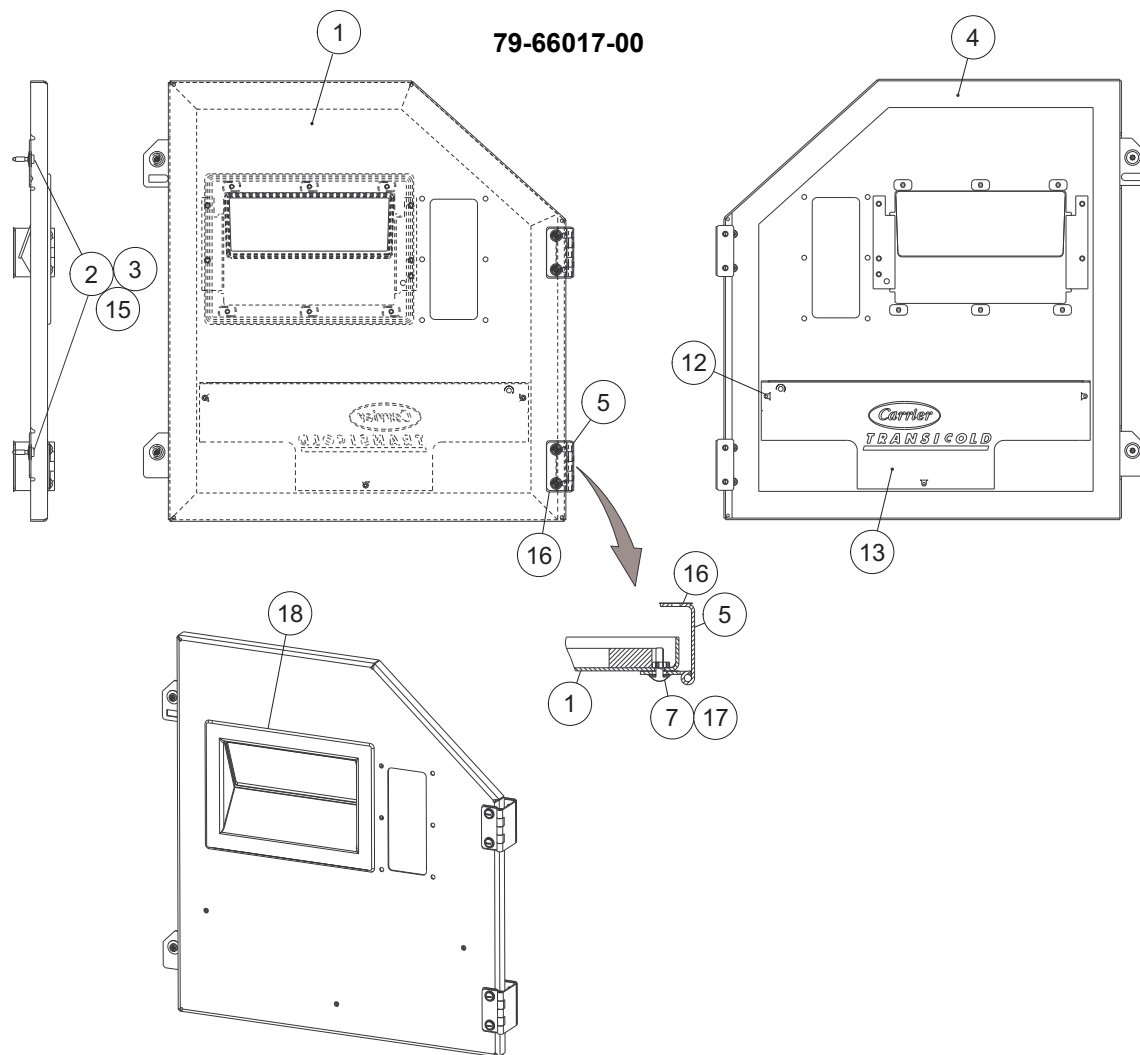


**Door Assembly Detail
(Keypad, Display & Rain Shield)**

38 Control Box Door, Screw Fastener (PIDs NT2850 and higher)

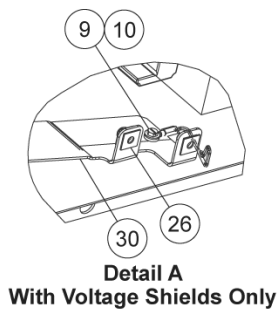
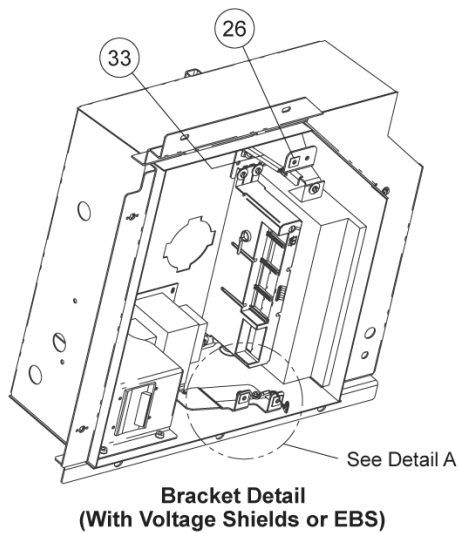
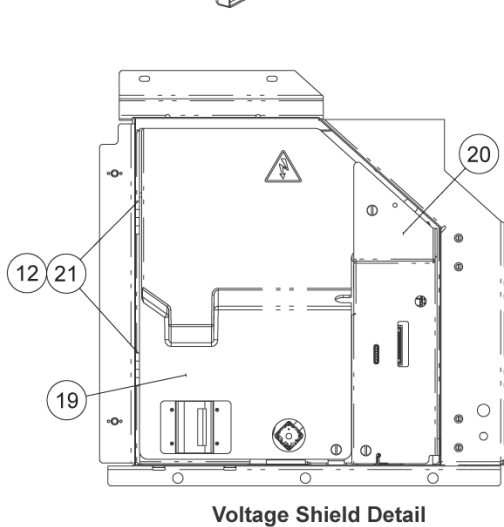
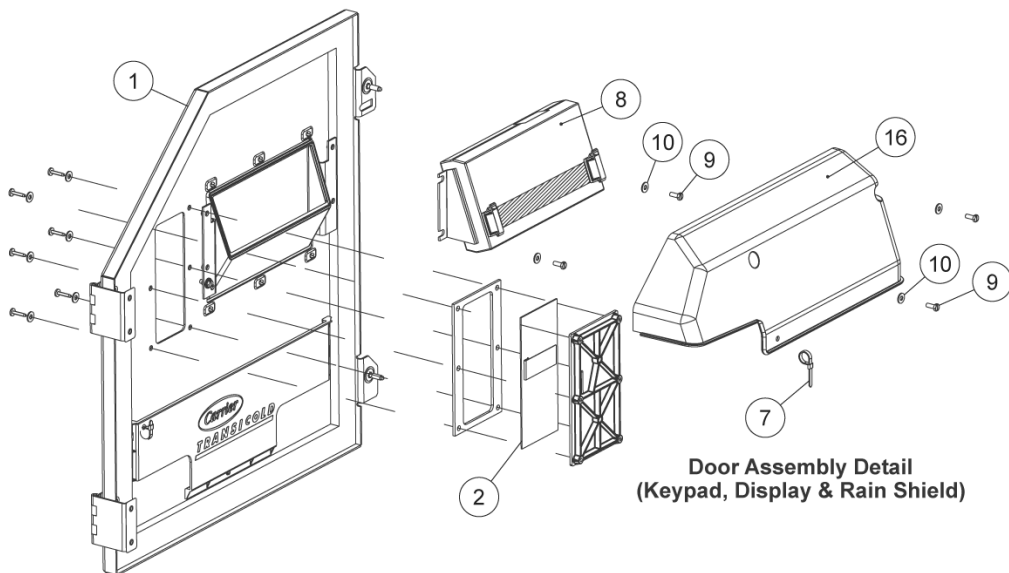
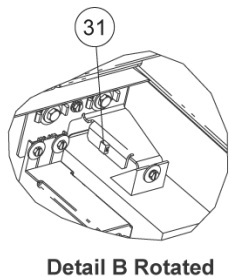
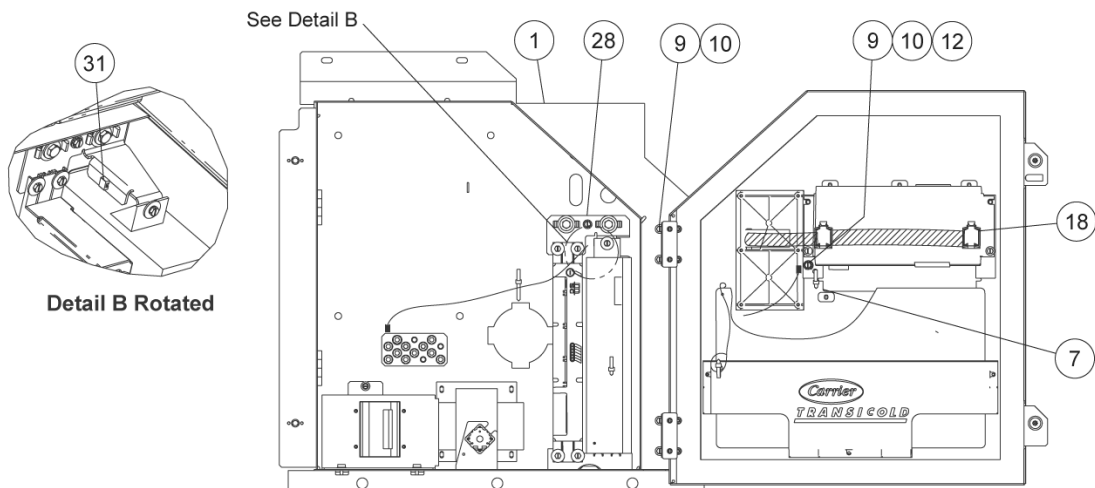
Item	Part Number	Description	Qty
1	79-66017-00	Door Assembly, Phillips Screw. See Section 39 for details.	1
2	79-66669-04	Key Pad Assembly	1
8	12-00433-09RP	Display Module	1
9	66-U---1--5371-7	Screw, Machine Hex Head #10-24 X 0.500 Sltd	9
10	66-U---1--5321-8	Washer, Plain #10 Type A	9
12	--AU--27JR-131	Washer, Lock #10 Ext Tooth	1
16	58-05145-00	Rain Shield	1
18	44-00391-00	Clamp	2
21	66-U---1--2403	Screw, Mach Trhd #10-24 X 0.500 Sltd	2
28	68-16735-00	Bracket	1
31	58-04316-00	Base, Mounting	1

39 Door Assembly, Phillips Screw



Item	Part Number	Description	Qty
	79-66017-00	Door Assembly, Phillips Screw - Includes	1
1	86-66756-00	Door, Control Box	1
2	34-66687-11	Screw, Retaining 0.300-0.625 Phillips	2
3	34-06169-00	Washer, Retaining 0.185 ID X 0.62 OD	2
4	42-00741-00	Gasket Control Box Door	1
5	44-00477-00	Hinge Staked Pin	2
7	66-U---1--2403-1	Screw, Machine Trhd #10-24 X 0.750 Sltd	4
12	34-06107-00	Rivet, Blind 0.125 Diameter 0.188-0.250	3
13	58-04954-00	Pocket, Placard	1
15	34-06053-00	Washer 0.250 ID X 0.800 OD	4
16	58-04101-02	Protector	2
17	34-06053-05	Washer 0.205 ID X 0.600 OD	4
18	58-04366-00	Window Controller Door	1
29	58-04101-00	Protector	2

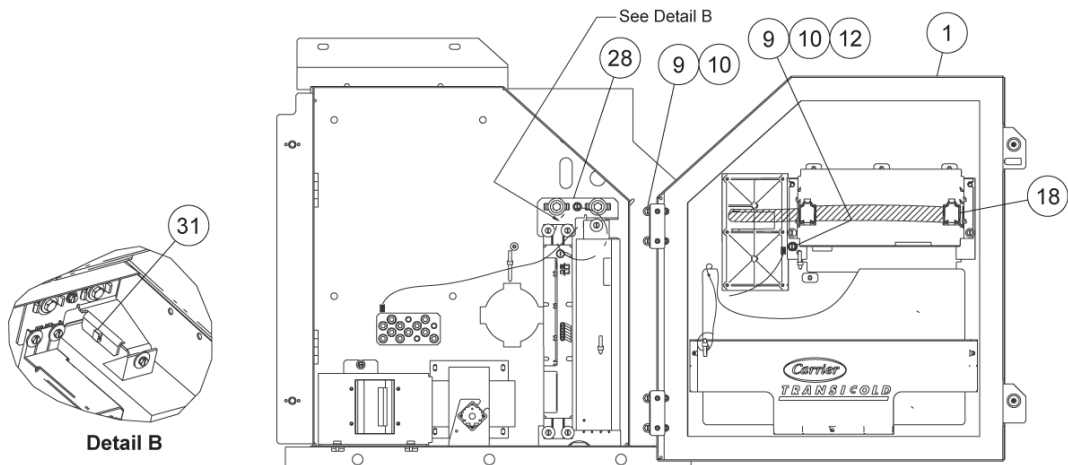
40 Control Box Door, Latch Fastener (PIDs NT2300 to 2849)



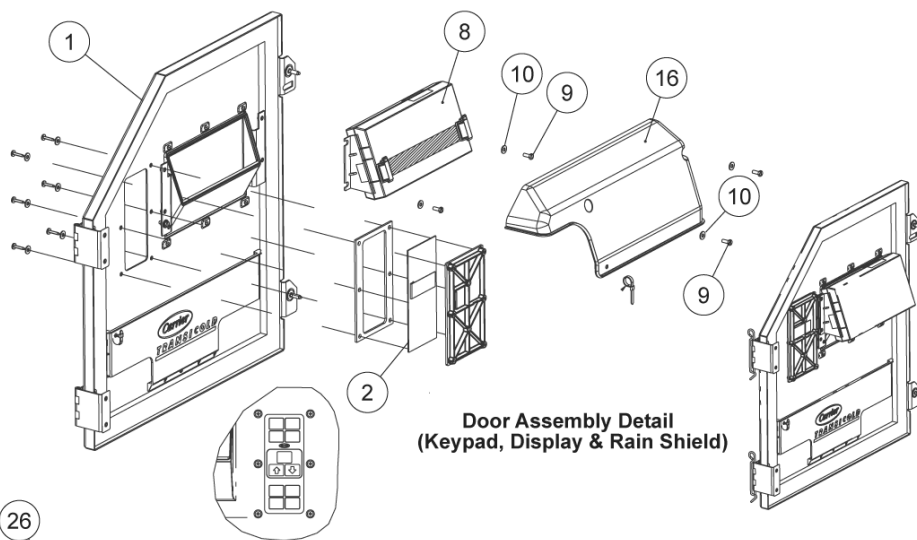
40 Control Box Door, Latch Fastener (PIDs NT2300 to 2849)

Item	Part Number	Description	Qty
1	79-66017-01	Door Assembly with Latch Fastener. See Section 42 for details.	1
2	79-66669-04	Key Pad Assembly	1
7	66-U---1--3882	Wire Tie 1/16-1-3/4 Self locking	3
8	12-00433-09RP	Display Module	1
9	66-U---1--5371-7	Screw, Machine Hex Head #10-24 X 0.500	9
10	66-U---1--5321-8	Washer, Plain #10 Type A	9
12	--AU--27JR-131	Washer, Lock #10 Ext Tooth	3
13	22-01713-49	Harness, MB (PIDs NT2300 to 2549)	1
16	58-04960-00	Rain Shield	1
18	44-00391-00	Clamp	2
19	79-66731-00	Shield Assembly, High Voltage	1
20	79-66732-00	Shield Assembly, Low Voltage	1
21	66-U---1--2403	Screw, Machine #10-24 X 0.500	2
26	34-06139-04	Receptacle 1/4" Retaining	3
28	68-17228-00	Bracket	1
30	68-17298-00	Bracket	1
31	58-04316-00	Base, Mounting	1
33	66CH---1--1172-87	Trim, Flexible	1

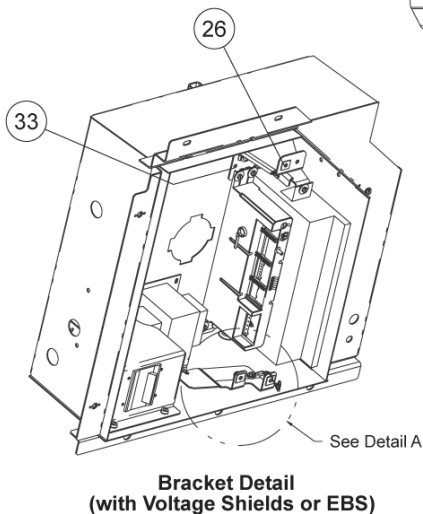
41 Control Box Door, Latch Fastener (PIDs NT2850 and higher)



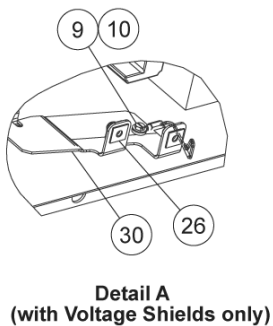
Detail B



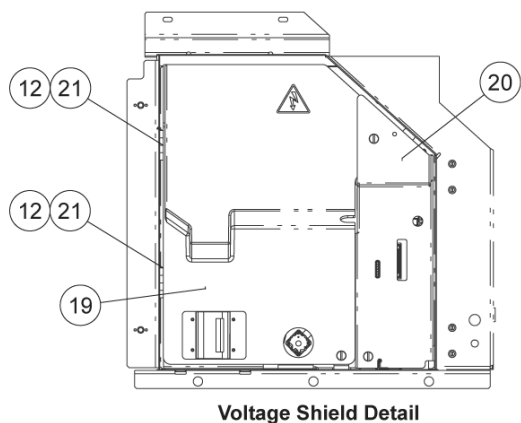
**Door Assembly Detail
(Keypad, Display & Rain Shield)**



**Bracket Detail
(with Voltage Shields or EBS)**



**Detail A
(with Voltage Shields only)**



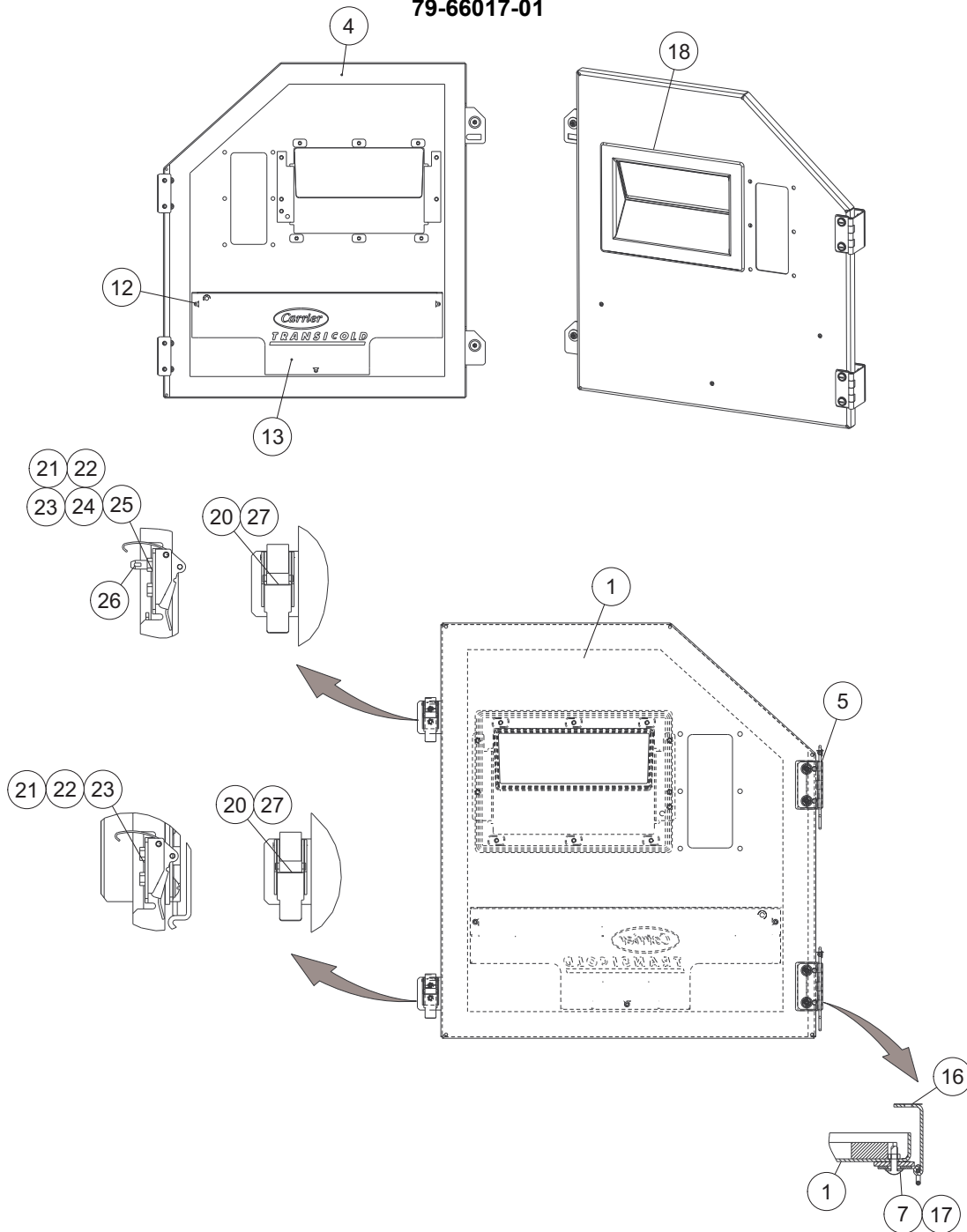
Voltage Shield Detail

41 Control Box Door, Latch Fastener (PIDs NT2850 and higher)

Item	Part Number	Description	Qty
1	79-66017-01	Door Assembly with Latch Fastener. See Section 42 for details.	1
2	79-66669-04	Key Pad Assembly	1
8	12-00433-09RP	Display Module	1
9	66-U---1--5371-7	Screw, Machine Hex Head #10-24 X 0.500	9
10	66-U---1--5321-8	Washer, Plain #10 Type A	9
12	--AU--27JR-131	Washer, Lock #10 Ext Tooth	3
16	58-05145-00	Rain Shield	1
18	44-00391-00	Clamp	2
19	79-66731-00	Shield Assembly, High Voltage	1
20	79-66732-00	Shield Assembly, Low Voltage	1
21	66-U---1--2403	Screw, Machine #10-24 X 0.500	2
26	34-06139-04	Receptacle 1/4" Retaining	3
28	68-17228-00	Bracket	1
30	68-17298-00	Bracket	1
31	58-04316-00	Base, Mounting	1
33	66CH---1--1172-87	Trim, Flexible	1

42 Door Assembly, Latch Fastener

79-66017-01

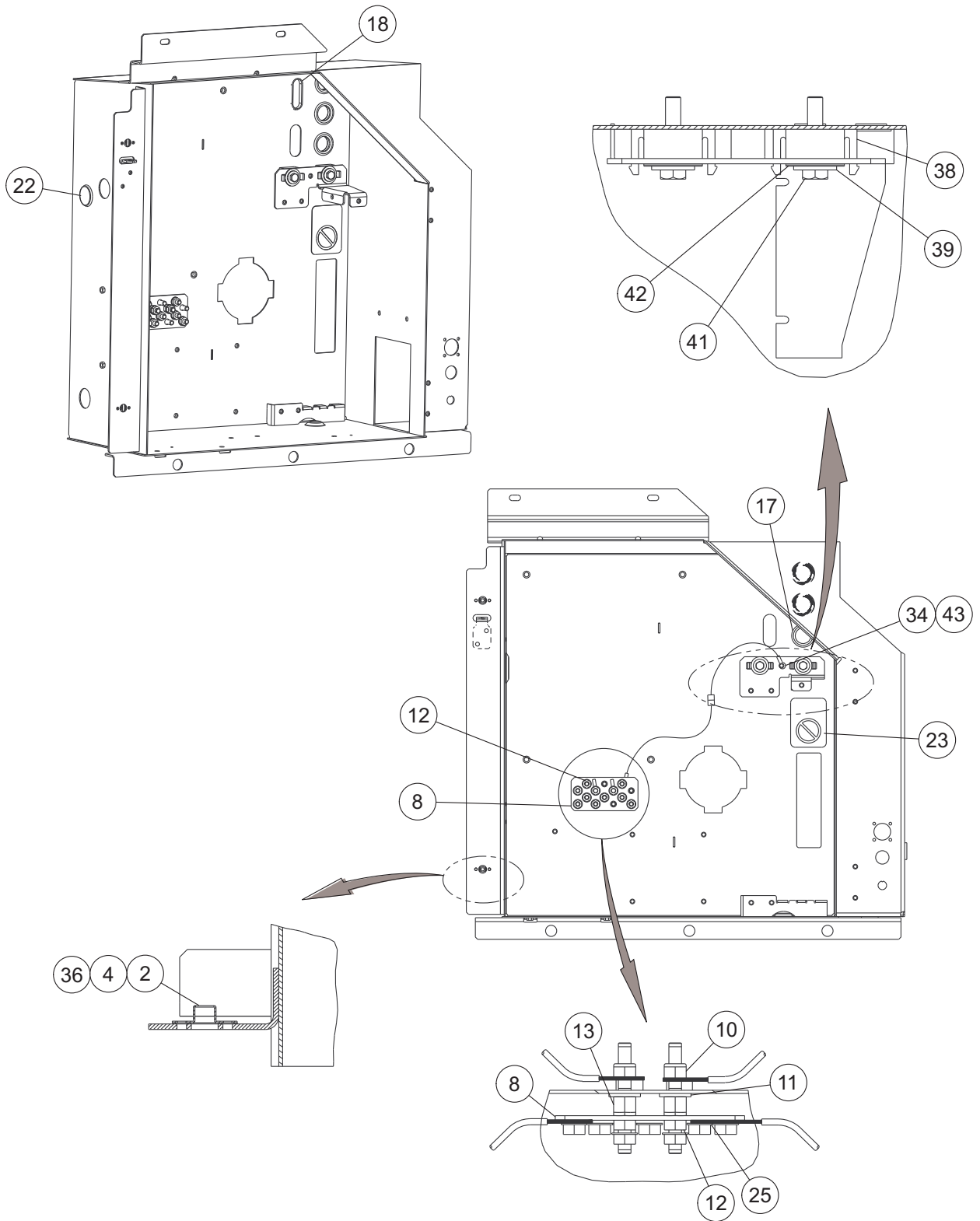


Item	Part Number	Description	Qty
	79-66017-01	Door Assembly with Latch Fastener - Includes:	1
1	86-66756-01	Door, Control Box	1
4	42-00741-00	Gasket Control Box Door	1
5	44-00300-04	Hinge Assembly W/Tethered Pin	2
7	66-U---1--2403-1	Screw, Machine #10-24 X 0.750	4
12	34-06107-00	Rivet, Blind	3
13	58-04954-00	Pocket Placard	1
16	58-04101-02	Protector	2

42 Door Assembly, Latch Fastener

17	34-06053-05	Washer	4
18	58-04366-00	Window Controller Door	1
20	58-04026-74	Protector Latch	2
21	34-00663-08	Washer, Lock #8 Spring	4
22	66-U---1--5321-2	Washer, Plain #8 Type A	4
23	66-U---1--6651-2	Screw, Machine Pan Head #8-32 X 1/2 Lg	3
24	66-U---1--6651-22	Screw, Machine Pan Head #8-32 X 3/4 Lg	1
25	34-66621-04	Washer, Lock Internal Tooth	1
26	48-66611-00	Pin, Guide Machined	1
27	44-66605-00	Latch	2
28	68-17461-00	Shim	2
29	58-04101-00	Protector	2

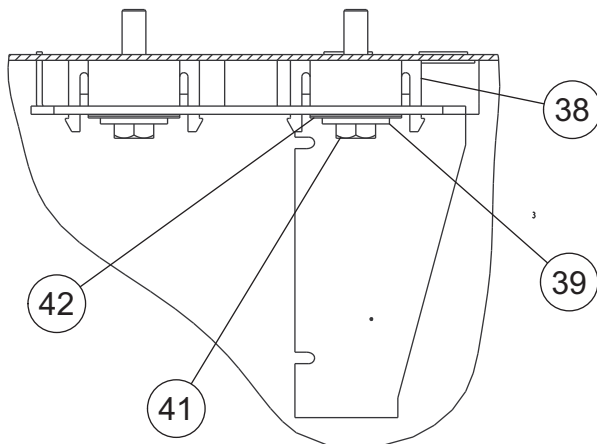
43 Control Box Hardware, Screw Fastener (PIDs NT2300 to 3099)



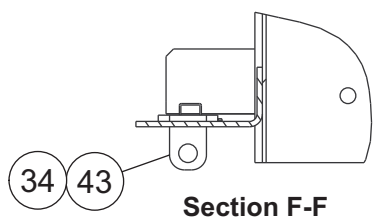
43 Control Box Hardware, Screw Fastener (PIDs NT2300 to 3099)

Item	Part Number	Description	Qty
2	34-01142-01	Receptacle	2
4	34-00928-01	Rivet, Blind	2
8	68-86230-00	Strap Assembly Ground, All Populated	1
10	34-00667-11	Nut, Self Lock	2
11	66-U---1--5321-3	Washer, Plain 1/4 N Type A	2
12	--AT--39JA-171	Nut, Hex	13
13	66-U---1--9592-13	Standoff 1/4-20 X 0.375	2
17	58-00701-03	Plug, Button	3
18	58-04680-00	Plug, Button	1
22	66-U---1--5562-7	Plug, Button	1
23	62-10911-00	Label, Warning ML3 Only!	1
25	--AU--27JR-171	Washer, Lock 1/4	11
34	66-U---1--5371-7	Screw, Machine Hex Head #10-24 X 0.500	1
36	58-04026-32	Protector	2
38	58-66689-00	Spacer, Subpanel	2
39	66-U---1--5321-7	Washer, Plain 1/4 W Type A	2
41	34-00655-10	Screw, Cap Hex Head 1/4-20 X 1.25	2
42	34-06053-03	Washer 0.250 ID X 1.000 OD	4
43	66-U---1--5321-8	Washer, Plain #10 Type A	1

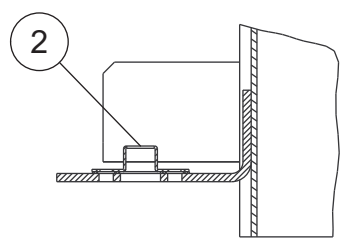
44 Control Box Hardware, Screw Fastener (PIDs NT3100 and higher)



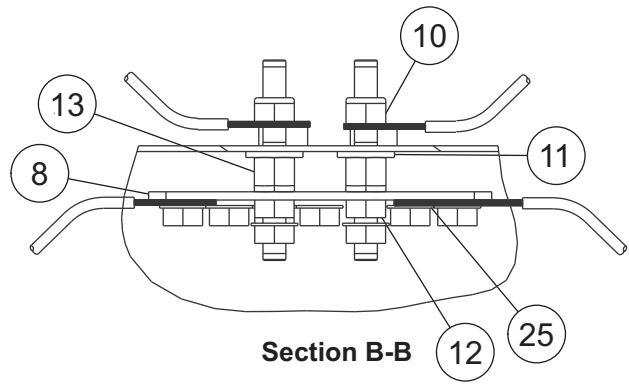
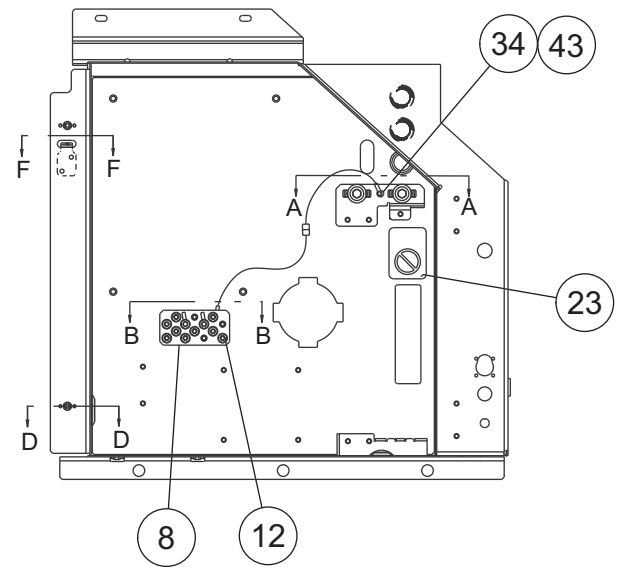
Section A-A



Section F-F



Section D-D

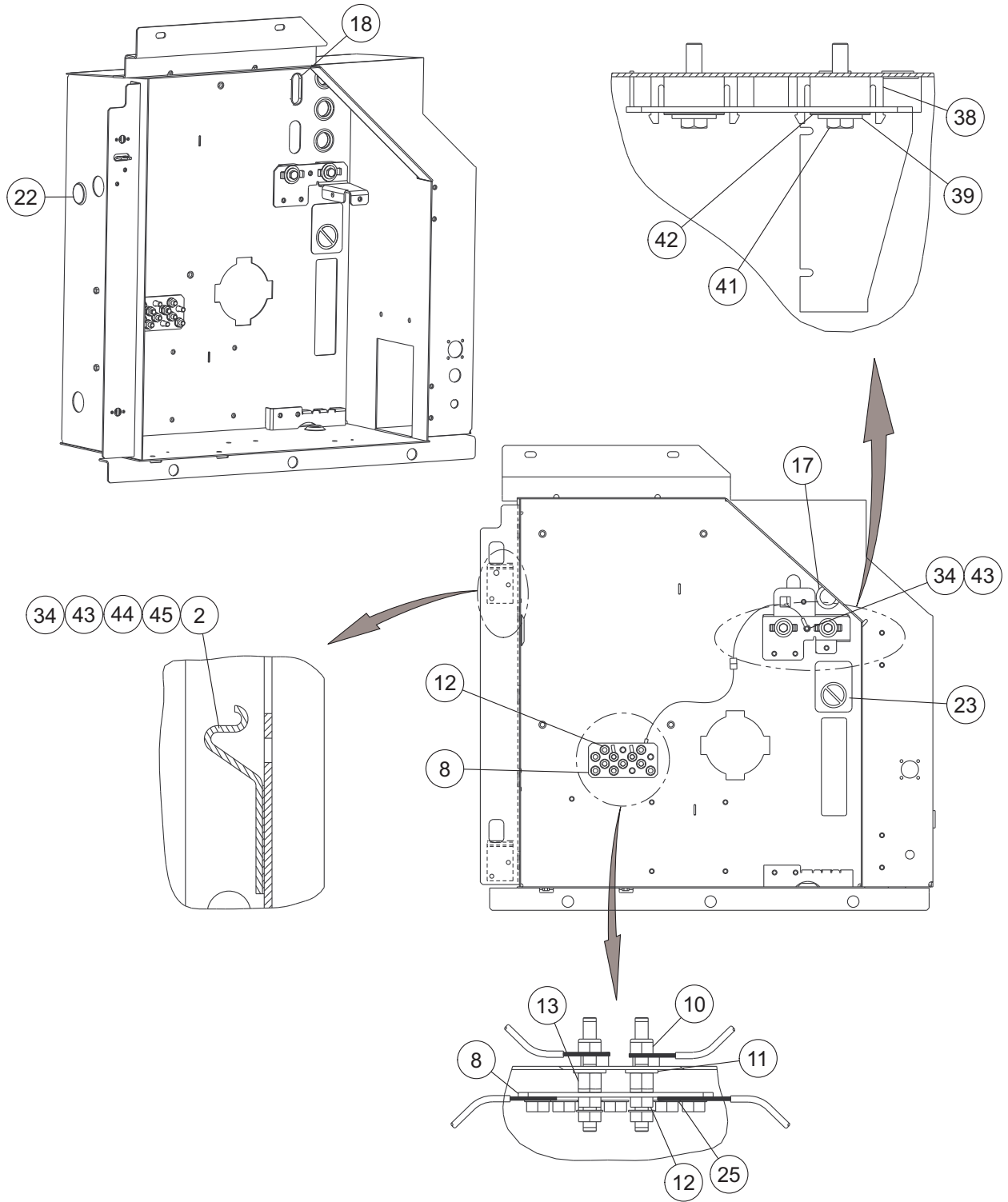


Section B-B

44 Control Box Hardware, Screw Fastener (PIDs NT3100 and higher)

Item	Part Number	Description	Qty
2	34-01142-01	Receptacle	2
8	68-86230-00	Strap Assembly Ground, All Populated	1
10	34-00667-11	Nut, Self Lock	2
11	66-U---1--5321-3	Washer, Plain 1/4 N Type A	2
12	--AT--39JA-171	Nut, Hex	13
13	66-U---1--9592-13	Standoff 1/4-20 X 0.375	2
23	62-10911-00	Label, Warning ML3 Only!	1
25	--AU--27JR-171	Washer, Lock 1/4	11
34	66-U---1--5371-7	Screw, Machine Hex Head #10-24 X 0.500	1
38	58-66689-00	Spacer, Subpanel	2
39	66-U---1--5321-7	Washer, Plain 1/4 W Type A	2
41	34-00655-10	Screw, Cap Hex Head 1/4-20 X 1.25	2
42	34-06053-03	Washer 0.250 ID X 1.000 OD	4
43	66-U---1--5321-8	Washer, Plain #10 Type A	1

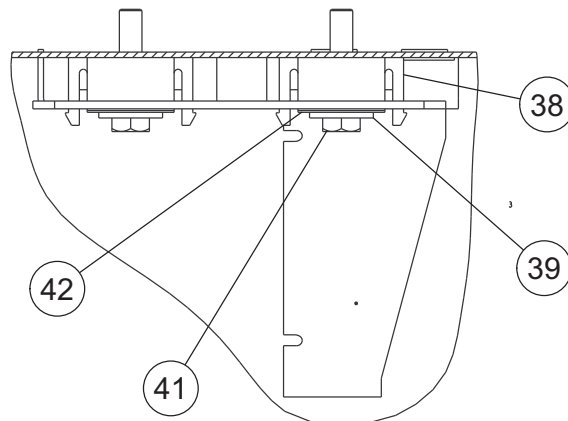
45 Control Box Hardware, Latch Fastener (PIDs NT2300 to 3099)



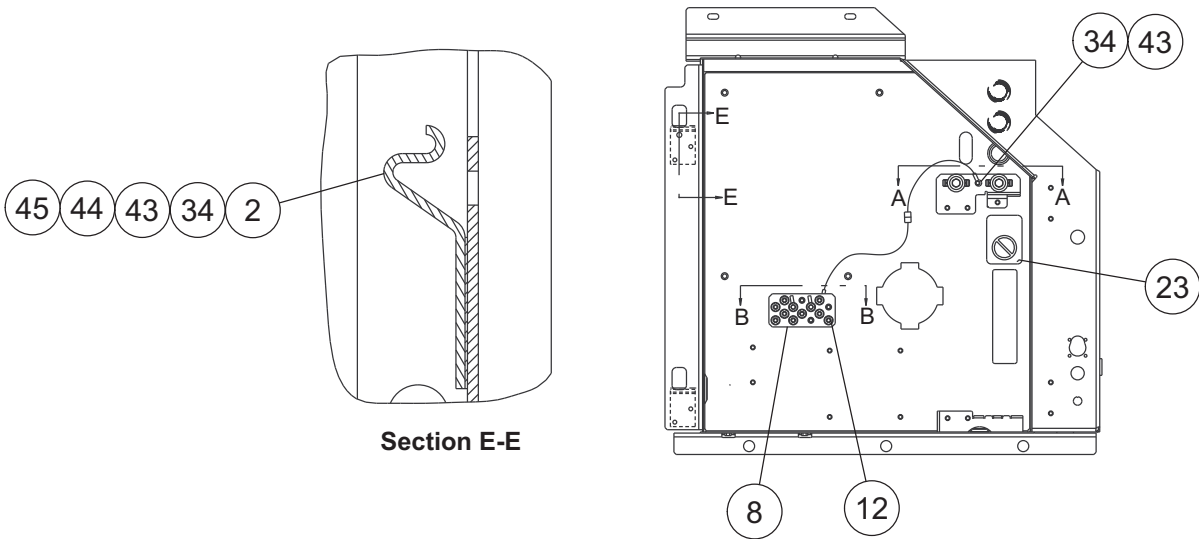
45 Control Box Hardware, Latch Fastener (PIDs NT2300 to 3099)

Item	Part Number	Description	Qty
2	68-17316-00	Keeper	2
8	68-86230-00	Strap Assembly Ground, All Populated	1
10	34-00667-11	Nut, Self Lock	2
11	66-U---1--5321-3	Washer, Plain 1/4 N Type A	2
12	--AT--39JA-171	Nut, Hex	13
13	66-U---1--9592-13	Standoff 1/4-20 X 0.375	2
17	58-00701-03	Plug, Button	3
18	58-04680-00	Plug, Button	1
22	66-U---1--5562-7	Plug, Button	1
23	62-10911-00	Label, Warning ML3 Only!	1
25	--AU--27JR-171	Washer, Lock 1/4	11
34	66-U---1--5371-7	Screw, Machine Hex Head #10-24 X 0.500	5
38	58-66689-00	Spacer, Subpanel	2
39	66-U---1--5321-7	Washer, Plain 1/4 W Type A	2
41	34-00655-10	Screw, Cap Hex Head 1/4-20 X 1.25	2
42	34-06053-03	Washer 0.250 ID X 1.000 OD	4
43	66-U---1--5321-8	Washer, Plain #10 Type A	5
44	34-00667-09	Self Lock Nut	4
45	58-04910-08	Protector	2

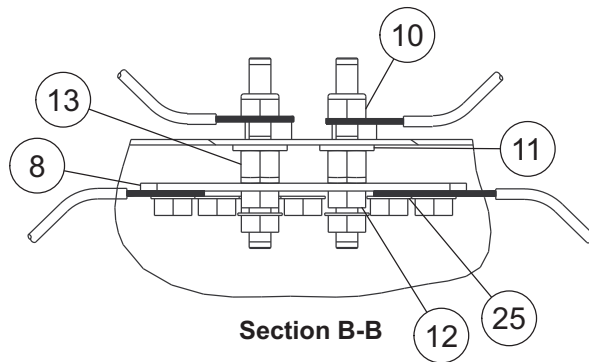
46 Control Box Hardware, Latch Fastener (PIDs NT3100 and higher)



Section A-A



Section E-E

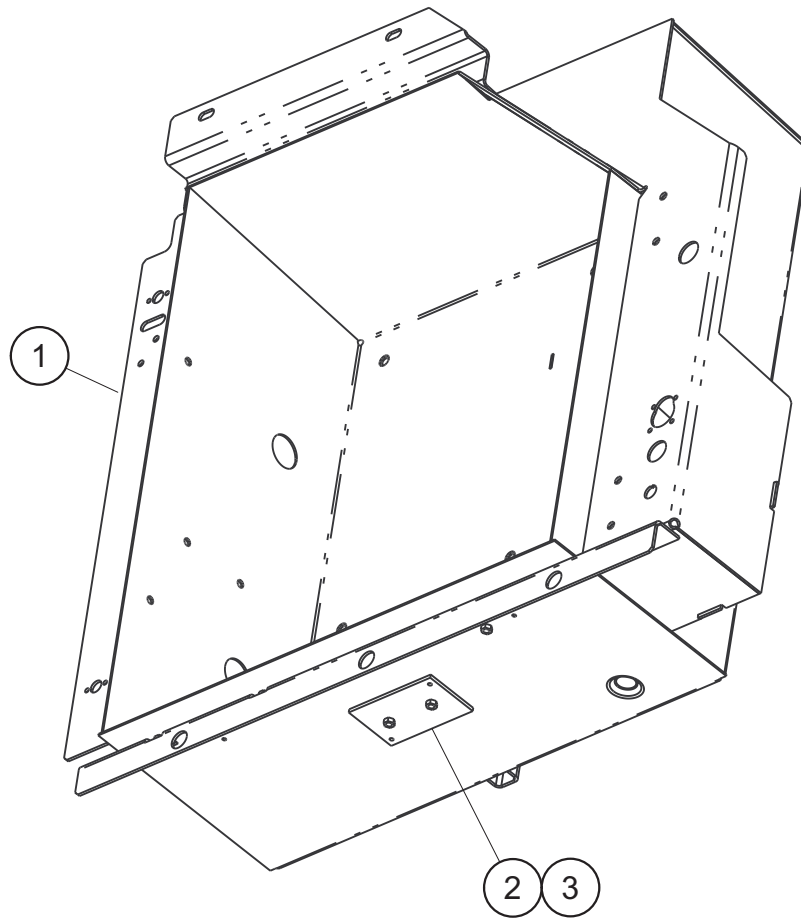


Section B-B

46 Control Box Hardware, Latch Fastener (PIDs NT3100 and higher)

Item	Part Number	Description	Qty
2	68-17316-00	Keeper	1
8	68-86230-00	Strap Assembly Ground, All Populated	1
10	34-00667-11	Nut, Self Lock	2
11	66-U---1--5321-3	Washer, Plain 1/4 N Type A	2
12	--AT--39JA-171	Nut, Hex	13
13	66-U---1--9592-13	Standoff 1/4-20 X 0.375	2
23	62-10911-00	Label, Warning ML3 Only!	1
25	--AU--27JR-171	Washer, Lock 1/4	11
34	66-U---1--5371-7	Screw, Machine Hex Head #10-24 X 0.500	5
38	58-66689-00	Spacer, Subpanel	2
39	66-U---1--5321-7	Washer, Plain 1/4 W Type A	2
41	34-00655-10	Screw, Cap Hex Head 1/4-20 X 1.25	2
42	34-06053-03	Washer 0.250 ID X 1.000 OD	4
43	66-U---1--5321-8	Washer, Plain #10 Type A	5
44	34-00667-09	Self Lock Nut	4
45	58-04910-08	Protector	2

47 Control Box Assembly

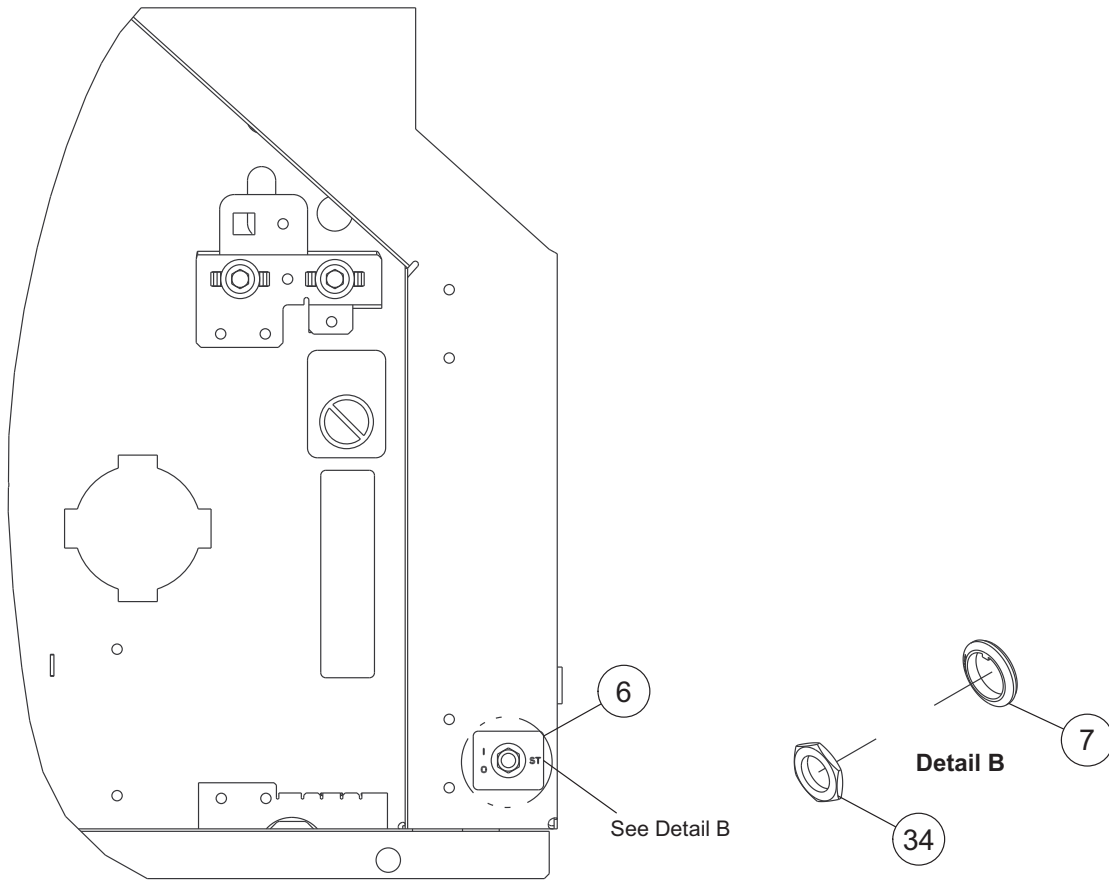


Item	Part Number	Description	Qty
	79-66720-00	Control Box Assembly with Screw Fastener and ST Switch Panel:	1
1	86-05003-00	Welded Box Assembly	1
2	68-16498-00	Nut Plate Assembly	1
3	34-00928-20	Rivet, Blind	2
	79-66720-07	Control Box Assembly with Screw Fastener, Locking Door and ST Switch Panel:	1
1	86-05003-07	Welded Box Assembly	1
2	68-16498-00	Nut Plate Assembly	1
3	34-00928-20	Rivet, Blind	2
	79-66720-08	Control Box Assembly with Screw Fastener and ST / RM Switch Panel:	1
1	86-05003-08	Welded Box Assembly	1
2	68-16498-00	Nut Plate Assembly	1
3	34-00928-20	Rivet, Blind	2

47 Control Box Assembly

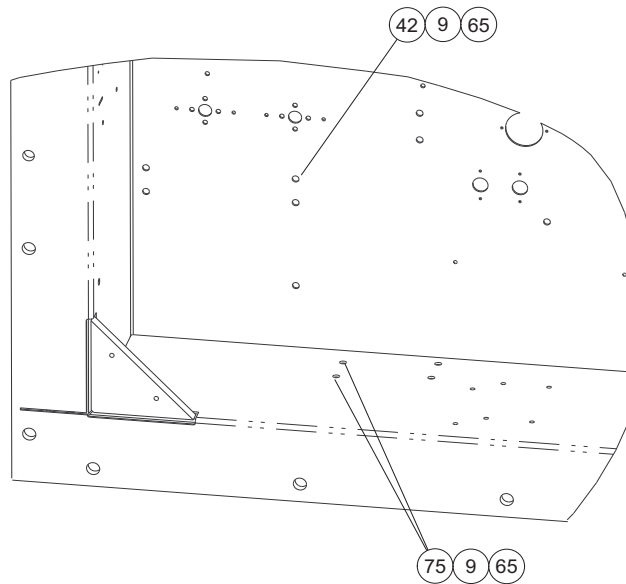
	79-66720-09	Control Box Assembly with Latch Fastener and ST / RM Switch Panel:	1
1	86-05003-09	Welded Box Assembly	1
2	68-16498-00	Nut Plate Assembly	1
3	34-00928-20	Rivet, Blind	2
	79-66720-13	Control Box Assembly with Screw Fastener and ST Switch Panel (RMU and Ant):	1
1	86-05003-13	Welded Box Assembly	1
2	68-16498-00	Nut Plate Assembly	1
3	34-00928-20	Rivet, Blind	2
	79-66720-14	Control Box Assembly with Latch Fastener and ST Switch Panel:	1
1	86-05003-14	Welded Box Assembly	1
2	68-16498-00	Nut Plate Assembly	1
3	34-00928-20	Rivet, Blind	2

48 Panel Kit for Start/Stop (ST) Switch

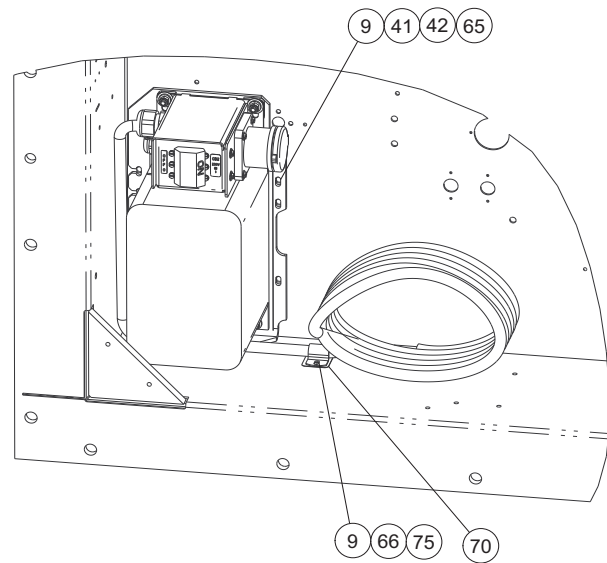


Item	Part Number	Description	Qty
6	62-11731-00	Label, ST / Switch	1
7	66-U---1--9752	Seal	1
34	10-01129-20	Nut, Hex 15/32-32	1

49 Autotransformer



Transformer Provision

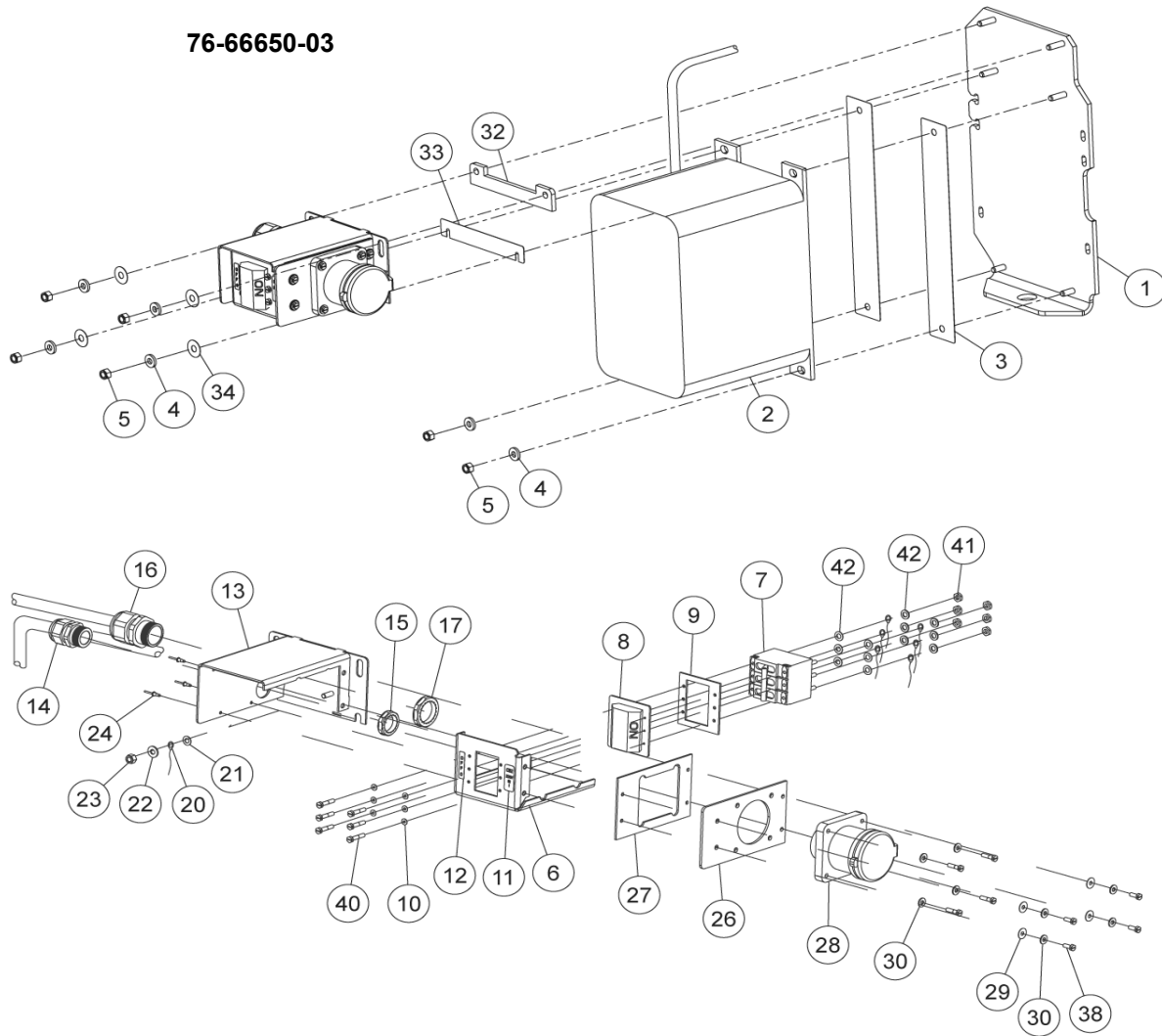


Transformer Installed

Item	Part Number	Description	Qty
Transformer (DVM) Installed with CB2			
9	66-U---1--5321-7	Washer, Plain, 1/4 W Type A	8
41	76-66650-03	Transformer Kit with CB2, Flip Cap, 230V Cable. [See below for details]	1
42	--AA---06JA-170	Screw, Hex Head, 1/4-20 X 1.00	6
65	34-06053-00	Washer, Mylar, 0.250 ID X 0.800 OD	6
66	68-14456-02	Cable Cutter	1
70	58-04026-07	Protector, Mylar	1
75	66-U---1--5361-25	Screw, Cap Hex Head 1/4-20 X 0.75	2
Transformer (DVM) Provision			
9	66-U---1--5321-7	Washer, Plain, 1/4 W Type A	7
42	--AA---06JA-170	Screw, Hex Head, 1/4-20 X 1.00	5
65	34-06053-00	Washer, Mylar, 0.250 ID X 0.800 OD	7
75	66-U---1--5361-25	Screw, Cap Hex Head 1/4-20 X 0.75	2
Transformer (DVM) Installed with CB2, with TBU			
9	66-U---1--5321-7	Washer, Plain, 1/4 W Type A	7
41	76-66650-11	Transformer Kit with CB2, Flip Cap & TBU, 230V Cable. [See below for details]	1
42	--AA---06JA-170	Screw, Hex Head, 1/4-20 X 1.00	5
65	34-06053-00	Washer, Mylar, 0.250 ID X 0.800 OD	5
66	68-14456-02	Cable Cutter	1
70	58-04026-07	Protector, Mylar	1
75	66-U---1--5361-25	Screw, Cap Hex Head 1/4-20 X 0.75	2

49 Autotransformer

76-66650-03



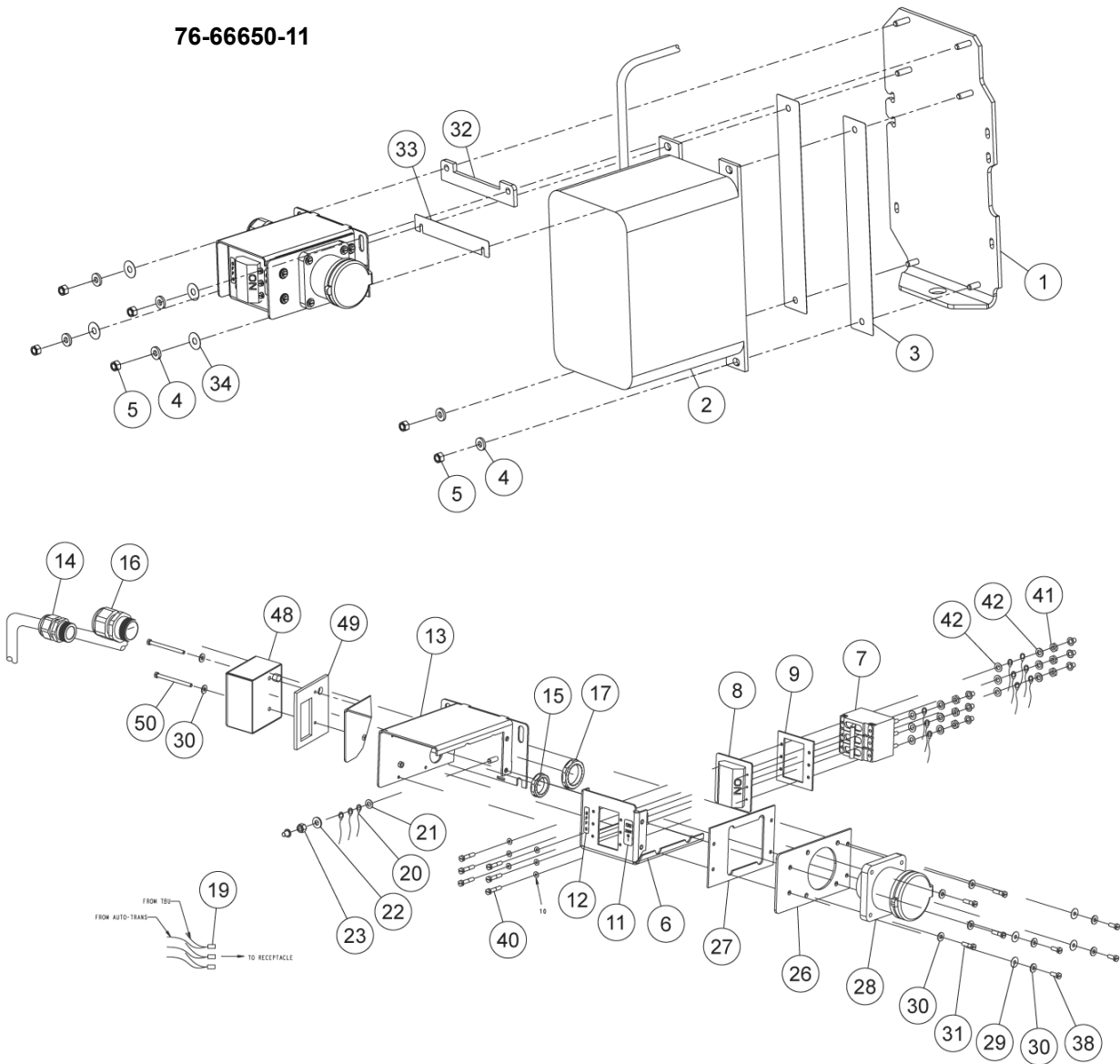
Item	Part Number	Description	Qty
	76-66650-03	Transformer Kit with CB2, Flip Cap, 230V Cable - Includes:	1
1	69NT--43---374	Bracket Assembly DV Transformer Module	1
2	69NT--40---914-4	Transformer Assembly	1
3	58-04026-17	Protector, 2.00 X 13.0, With Two Holes	2
4	34-01181-01	Washer, Flat 0.320/0.330 ID	6
5	34-00667-12	Nut, Self-Locking, 5/16-18	6
6	69NT--43---282	Box Assembly, Transformer Module, CB2	1
7	10-00083-06	Circuit Breaker, 70A-250 VAC-50/60Hz	1
8	66-U---2--1531-1	Boot, 2.66 X 2.97, Black	1
9	68-13961-00	Boot, Frame, 0.090 Thick Aluminum	1
10	34-06053-10	Washer, 0.138 ID X 0.343 OD	6
11	69NT--35--1076-1	Label, CB2, 230V On/Off	1
12	69NT--35--1076	Label, On/Off (0.35 X 1.55)	1
13	69NT--43---270	Box Assembly, Weld DV Transformer Module	1

49 Autotransformer

14	22-02319-05	Connector, Straight, 3/4 Hub	1
15	34-06136-01	Nut, Lock, 3/4 NPT	1
16	22-02319-06	Connector, Straight, 0.590/1.00 Inch Diameter	1
17	34-06136-02	Nut, Lock, 1.00 NPT	1
21	--AU--27JR-171	Washer, Lock 1/4 Ext Tooth	1
22	66-U---1--5321-3	Washer, Plain 1/4 N Type A	1
23	34-00667-11	Nut, Self-Locking, 1/4-20	1
24	34-00928-20	Rivet, Blind, 0.125 Inch Diameter, 0.126-0.187	3
26	69NT--41---892	Cover Assembly Transformer Module, Receptacle	1
27	42-00328-00	Gasket, 0.094 Thick X 3.60 X 5.74	1
28	22-01679-02	Receptacle 32 Amp	1
29	34-06053-05	Washer, 0.205 ID x 0.600 OD	4
30	66-U---1--5321-8	Washer, Plain #10 Type A	8
31	66-U---1--5371-6	Screw, Machine, Hex Head, #10-24 X 0.750 Slotted	4
32	69NT--35--2086	Spacer, 0.25 Thick Aluminum	1
33	58-04026-25	Protector 1.00 X 6.62, With Two Slots	1
34	34-06053-02	Washer 0.375 ID X 1.0 OD	4
38	66-U---1--5371-7	Screw, Machine, Hex Head, #10-24 X 0.500 Slotted	4
40	66-U---2--1531-3	Screw, Machine, Round Head, #6-32 X 0.375 Inches Long, SST	6
41	10-00083-07	Nut, Hex, 1/4-20	6
42	10-00083-08	Washer, Flat, 1/4 (Circuit Breaker)	12

49 Autotransformer

76-66650-11

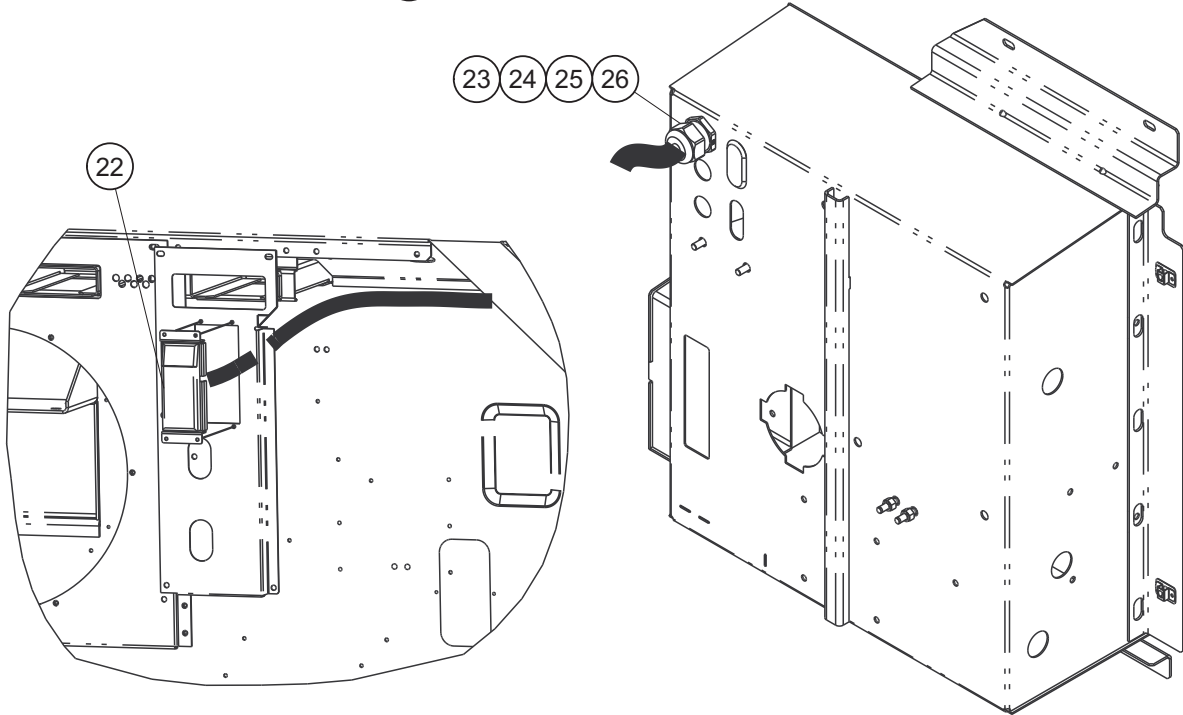
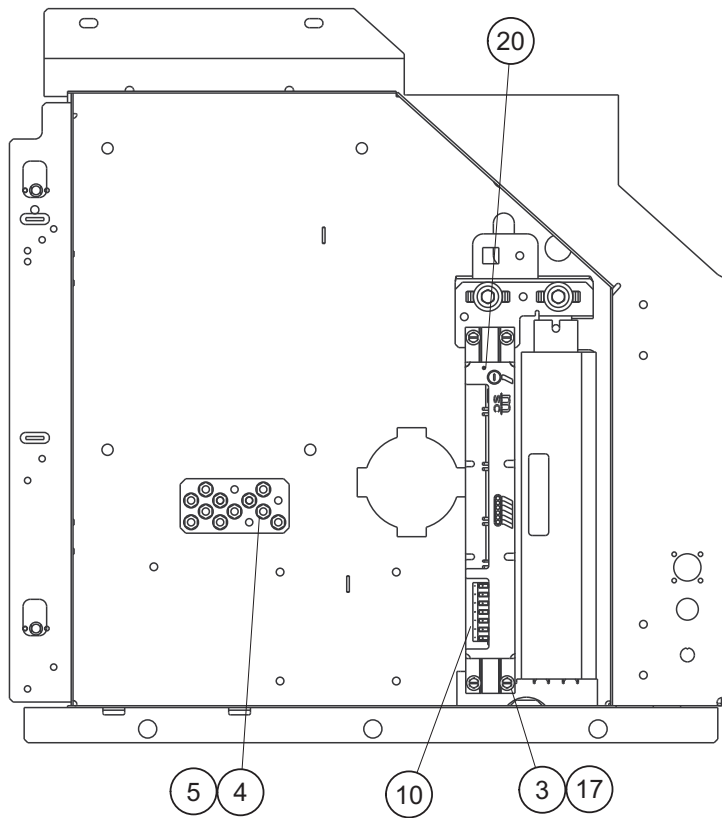


Item	Part Number	Description	Qty
	76-66650-11	Transformer Kit with CB2, Flip Cap & TBU, 230V Cable - Includes:	1
1	69NT--43---374-1	Bracket Assembly DV Transformer Module	1
2	69NT--40---914-4	Transformer Assembly	1
3	58-04026-17	Protector, 2.00 X 13.0, With Two Holes	2
4	34-01181-01	Washer, Flat 0.320/0.330 ID	6
5	34-00667-12	Nut, Self-Locking, 5/16-18	6
6	69NT--43---282	Box Assembly, Transformer Module, CB2	1
7	10-00083-06	Circuit Breaker, 70A-250 VAC-50/60Hz	1
8	66-U---2--1531-1	Boot, 2.66 X 2.97, Black	1
9	68-13961-00	Boot, Frame, 0.090 Thick Aluminum	1
10	34-06053-10	Washer, 0.138 ID X 0.343 OD	6
11	69NT--35--1076-1	Label, CB2, 230V On/Off	1

49 Autotransformer

12	69NT--35--1076	Label, On/Off (0.35 X 1.55)	1
13	69NT--43---270-2	Box Assembly, Weld DV Transformer Module	1
14	22-02319-05	Connector, Straight, 3/4 Hub	1
15	34-06136-01	Nut, Lock, 3/4 NPT	1
16	22-02319-06	Connector, Straight, 0.590/1.00 Inch Diameter	1
17	34-06136-02	Nut, Lock, 1.00 NPT	1
21	--AU--27JR-171	Washer, Lock 1/4 Ext Tooth	1
22	66-U---1--5321-3	Washer, Plain 1/4 N Type A	1
23	34-00667-11	Nut, Self-Locking, 1/4-20	1
24	34-00928-20	Rivet, Blind, 0.125 Inch Diameter, 0.126-0.187	3
26	69NT--41---892	Cover Assembly Transformer Module, Receptacle	1
27	42-00328-00	Gasket, 0.094 Thick X 3.60 X 5.74	1
28	22-01679-00	Receptacle 32 Amp	1
29	34-06053-05	Washer, 0.205 ID x 0.600 OD	4
30	66-U---1--5321-8	Washer, Plain #10 Type A	8
31	66-U---1--5371-6	Screw, Machine, Hex Head, #10-24 X 0.750 Slotted	4
32	69NT--35--2086	Spacer, 0.25 Thick Aluminum	1
33	58-04026-25	Protector 1.00 X 6.62, With Two Slots	1
34	34-06053-02	Washer 0.375 ID X 1.0 OD	4
38	66-U---1--5371-7	Screw, Machine, Hex Head, #10-24 X 0.500 Slotted	4
40	66-U---2--1531-3	Screw, Machine, Round Head, #6-32 X 0.375 Inches Long, SST	6
41	10-00083-07	Nut, Hex, 1/4-20	6
42	10-00083-08	Washer, Flat, 1/4 (Circuit Breaker)	12
48	12-00474-01	Box Assembly, Transformer	1
49	42-00471-01	Gasket	1
50	34-06221-00	Screw, Hex Head, #10-24 x 2.50	2

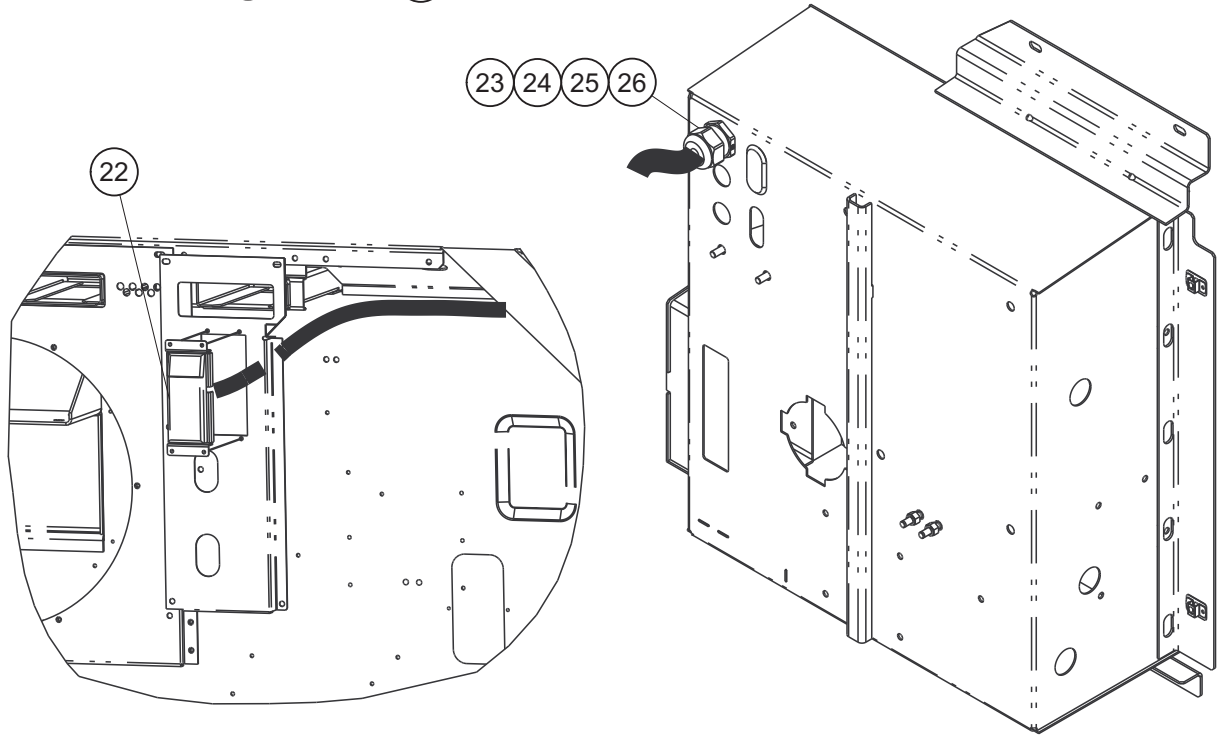
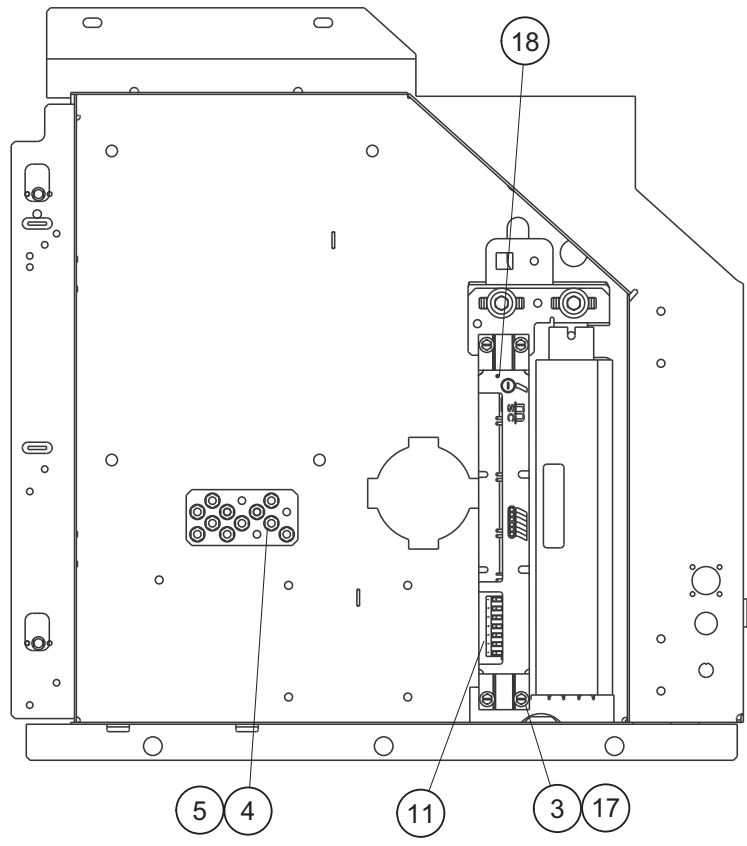
50 Remote Monitoring Unit (RMU) Kit (PIDs NT2300 to 2715)



50 Remote Monitoring Unit (RMU) Kit (PIDs NT2300 to 2715)

Item	Part Number	Description	Qty
RMU None			
3	66-U---1--5371-7	Screw, Machine Hex Head #10-24 X 0.500	4
4	--AT--39JA-171	Nut, Hex 43834	2
5	--AU--27JR-171	Washer, Lock 1/4 Ext Tooth	2
17	66-U---1--5321-8	Washer, Plain #10 Type A	4
RMU Provision or Installed			
3	66-U---1--5371-7	Screw, Machine Hex Head #10-24 X 0.500	4
4	--AT--39JA-171	Nut, Hex 43834	2
5	--AU--27JR-171	Washer, Lock 1/4 Ext Tooth	2
10	22-01556-00	Connector	1
17	66-U---1--5321-8	Washer, Plain #10 Type A	4
20	12-00573-03SV	RMU Module	1
RMU Provision or Installed (PIDs NT2559, NT2576, NT2591)			
3	66-U---1--5371-7	Screw, Machine Hex Head #10-24 X 0.500	4
4	--AT--39JA-171	Nut, Hex 43834	2
5	--AU--27JR-171	Washer, Lock 1/4 Ext Tooth	2
17	66-U---1--5321-8	Washer, Plain #10 Type A	4
20	12-00573-03SV	RMU Module	1
22	22-66701-00	Antenna	1
23	58-66677-00	Connector, Cable	1
24	58-66678-00	Connector, Cable	1
25	42-66645-00	Grommet	1
26	42-66646-00	O-Ring	1

51 Remote Monitoring Unit (RMU) Kit (PIDs NT2723 and higher)

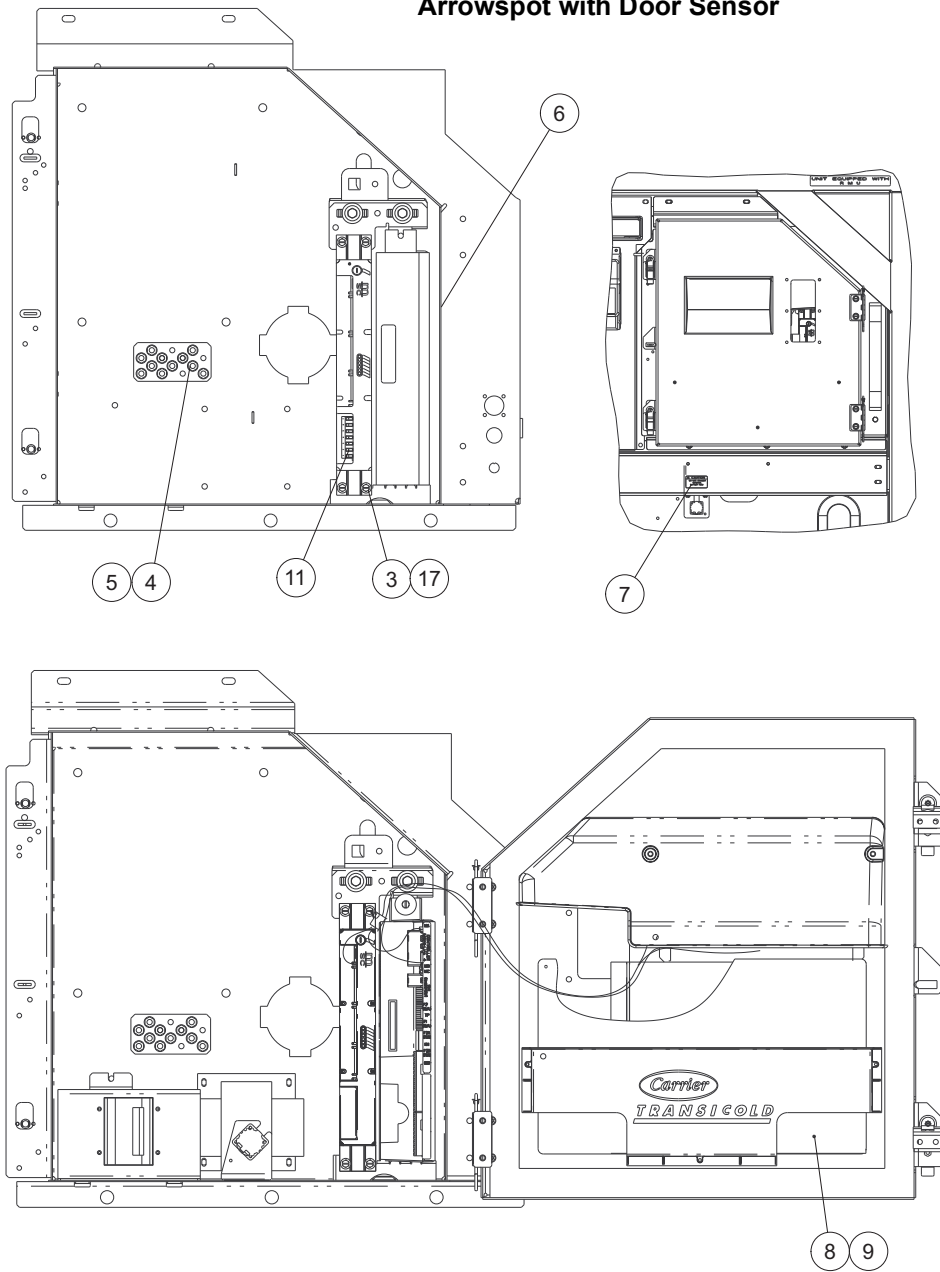


51 Remote Monitoring Unit (RMU) Kit (PIDs NT2723 and higher)

Item	Part Number	Description	Qty
RMU Provision or Installed			
3	66-U---1--5371-7	Screw, Machine Hex Head #10-24 X 0.500	4
4	--AT--39JA-171	Nut, Hex 1/4-20	2
5	--AU--27JR-171	Washer, Lock 1/4 Ext Tooth	2
11	22-66697-23	Connector	1
17	66-U---1--5321-8	Washer, Plain #10 Type A	4
18	12-00573-03SV	RMU Module	1
Orbcomm			
3	66-U---1--5371-7	Screw, Machine Hex Head #10-24 X 0.500	4
4	--AT--39JA-171	Nut, Hex 1/4-20	2
5	--AU--27JR-171	Washer, Lock 1/4 Ext Tooth	2
17	66-U---1--5321-8	Washer, Plain #10 Type A	4
18	12-00573-03SV	RMU Module	1
22	22-66701-00	Antenna	1
23	58-66677-00	Connector, Cable	1
24	58-66678-00	Connector, Cable	1
25	42-66645-00	Grommet	1
26	42-66646-00	O-Ring	1

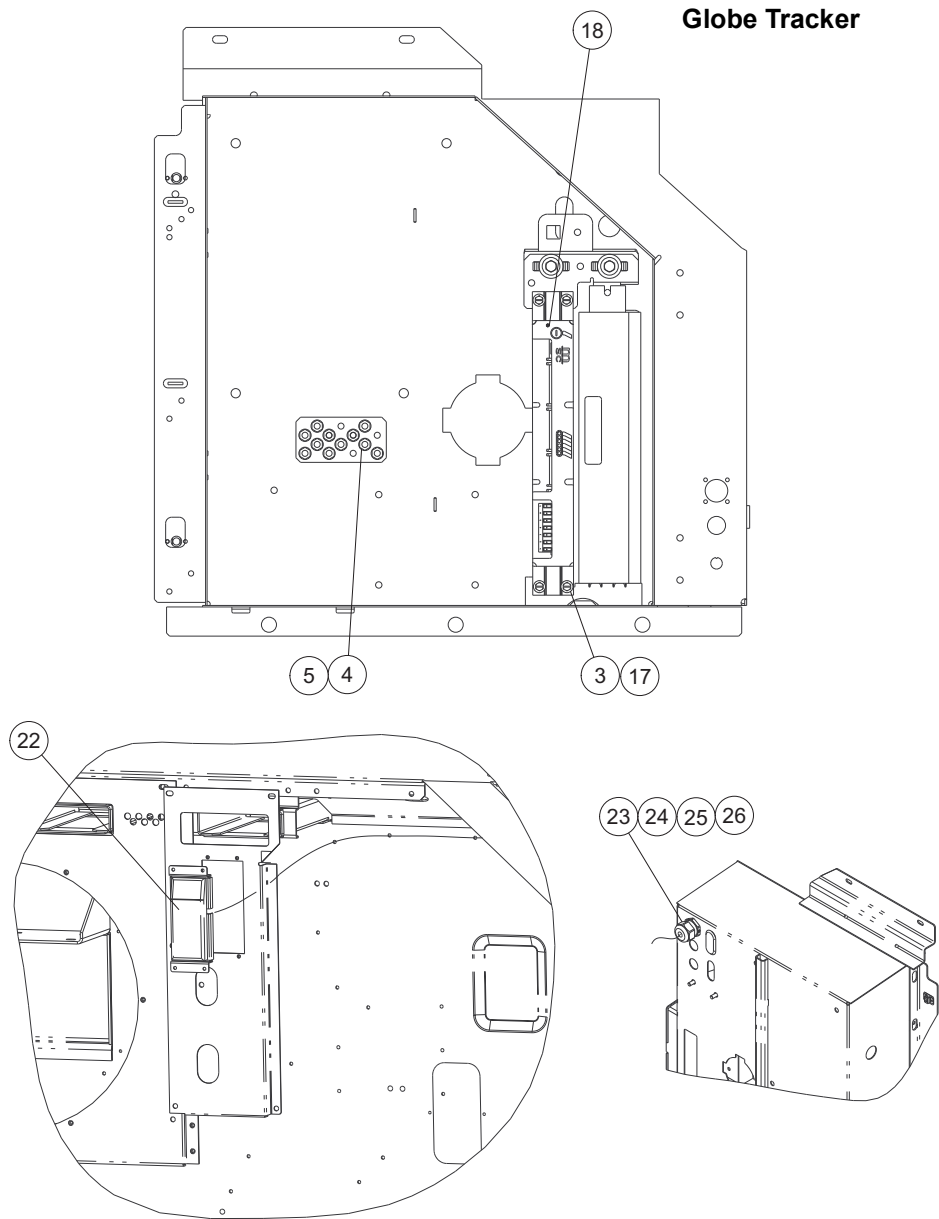
51 Remote Monitoring Unit (RMU) Kit (PIDs NT2723 and higher)

Arrowspot with Door Sensor



Item	Part Number	Description	Qty
Arrowspot with Door Sensor			
3	66-U---1--5371-7	Screw, Machine Hex Head #10-24 X 0.500	4
4	--AT--39JA-171	Nut, Hex 1/4-20	2
5	--AU--27JR-171	Washer, Lock 1/4 Ext Tooth	2
6	12-00783-01	Module, Telematics	1
7	62-11941-00	Label, Caution	2
8	62-11940-00	Label, Warning	1
9	62-11942-00	Template for Sensor Location	1
11	22-66697-23	Wire Assembly	1
17	66-U---1--5321-8	Washer, Plain #10 Type A	4

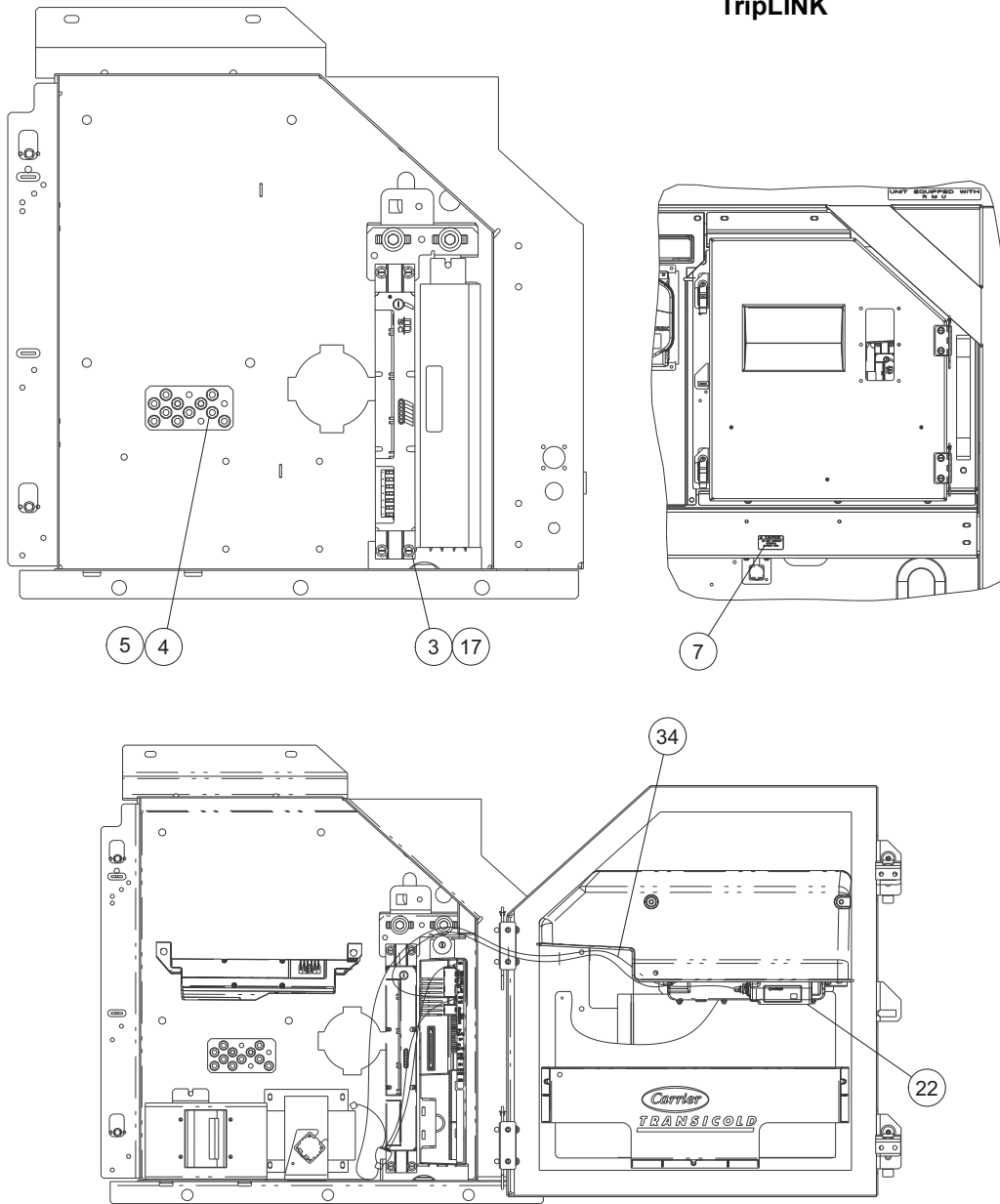
51 Remote Monitoring Unit (RMU) Kit (PIDs NT2723 and higher)



Item	Part Number	Description	Qty
Globe Tracker			
3	66-U---1--5371-7	Screw, Machine Hex Head #10-24 X 0.500	4
4	--AT--39JA-171	Nut, Hex 1/4-20	2
5	--AU--27JR-171	Washer, Lock 1/4 Ext Tooth	2
17	66-U---1--5321-8	Washer, Plain #10 Type A	4
18	12-00573-03SV	RMU Module	1
22	22-66776-00	Antenna, Globetracker	1
23	58-66677-01	Connector, Cable ST-M 32 x 1.5	1
24	58-66678-01	Nut M 32 x 1.5	1
25	42-66645-02	Grommet	1
26	42-66646-00	O-Ring	1

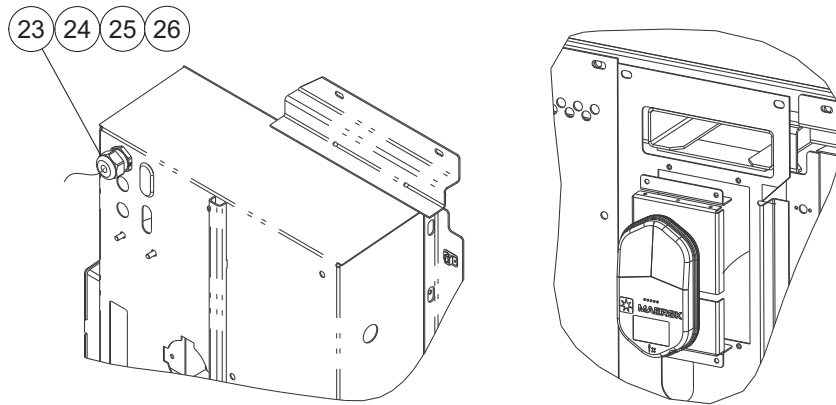
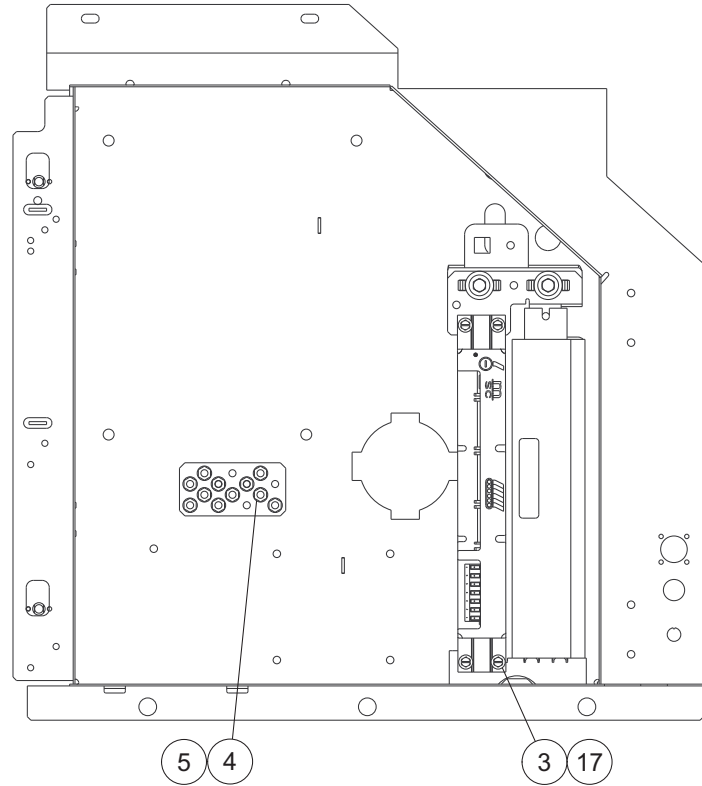
51 Remote Monitoring Unit (RMU) Kit (PIDs NT2723 and higher)

TripLINK



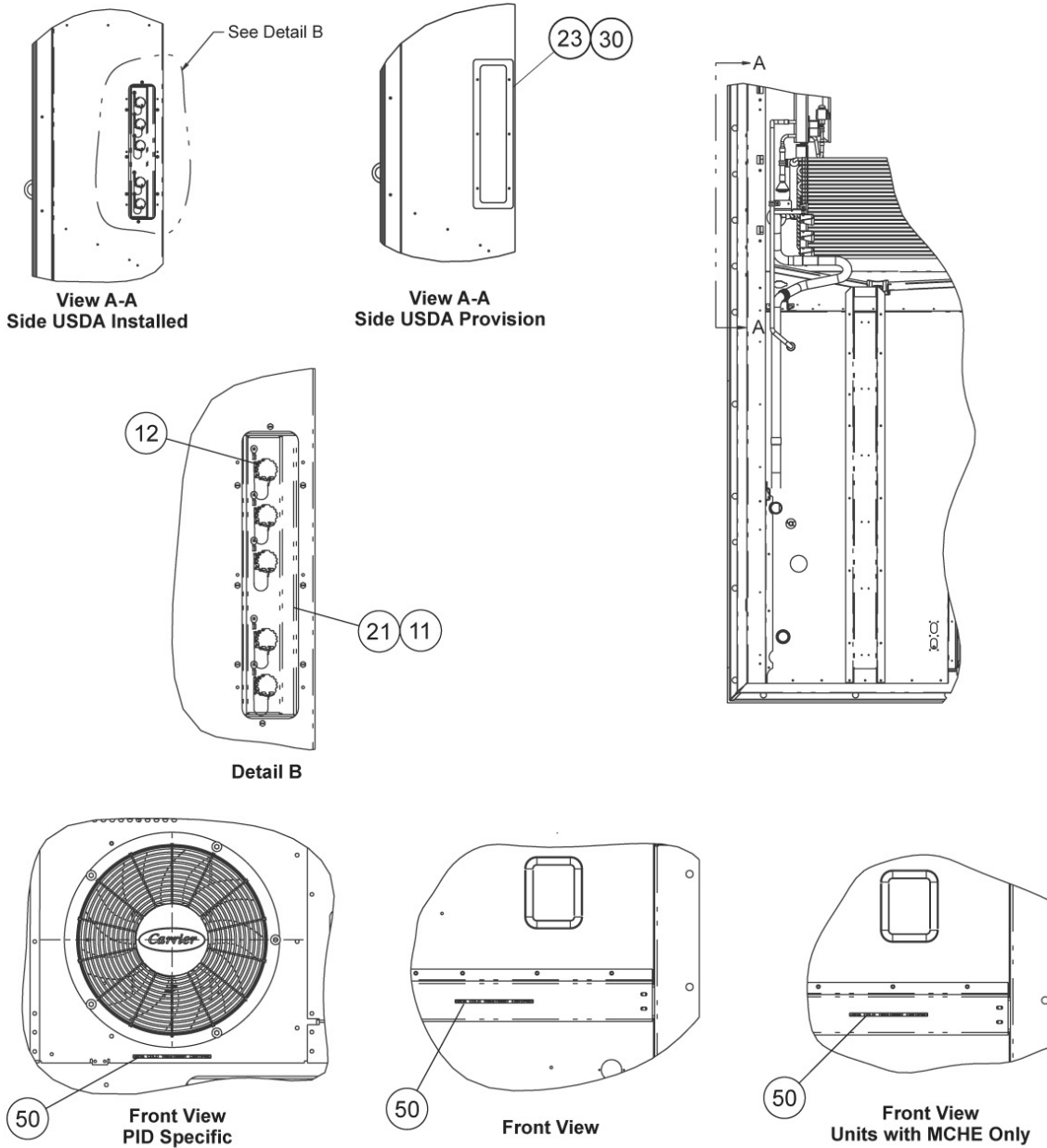
Item	Part Number	Description	Qty
TripLINK			
3	66-U---1--5371-7	Screw, Machine Hex Head #10-24 X 0.500	4
4	--AT--39JA-171	Nut, Hex 1/4-20	2
5	--AU--27JR-171	Washer, Lock 1/4 Ext Tooth	2
7	62-11941-00	Label, Caution	1
17	66-U---1--5321-8	Washer, Plain #10 Type A	4
22	12-00842-03	Module, Telematics	1
	12-00842-07	Module, Telematics (PID NT3159)	1
34	12-00842-01	Cable, Telematics	1

51 Remote Monitoring Unit (RMU) Kit (PIDs NT2723 and higher)



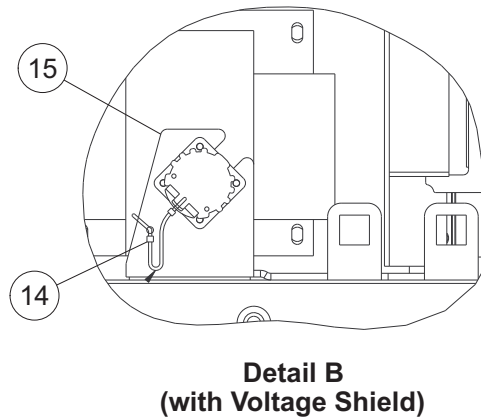
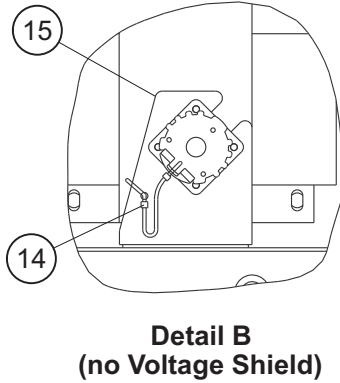
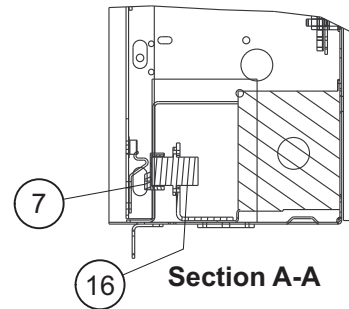
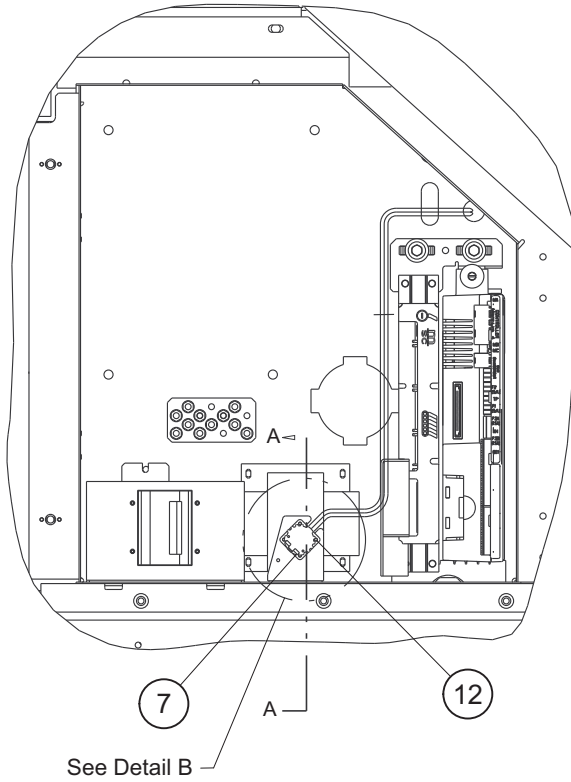
Item	Part Number	Description	Qty
Xirgo			
3	66-U---1--5371-7	Screw, Machine Hex Head #10-24 X 0.500	4
4	--AT--39JA-171	Nut, Hex 1/4-20	2
5	--AU--27JR-171	Washer, Lock 1/4 Ext Tooth	2
17	66-U---1--5321-8	Washer, Plain #10 Type A	4
23	58-66677-00	Connector, Cable	1
24	58-66678-00	Connector, Cable	1
25	42-66645-00	Grommet	1
26	42-66646-00	O-Ring	1

52 USDA



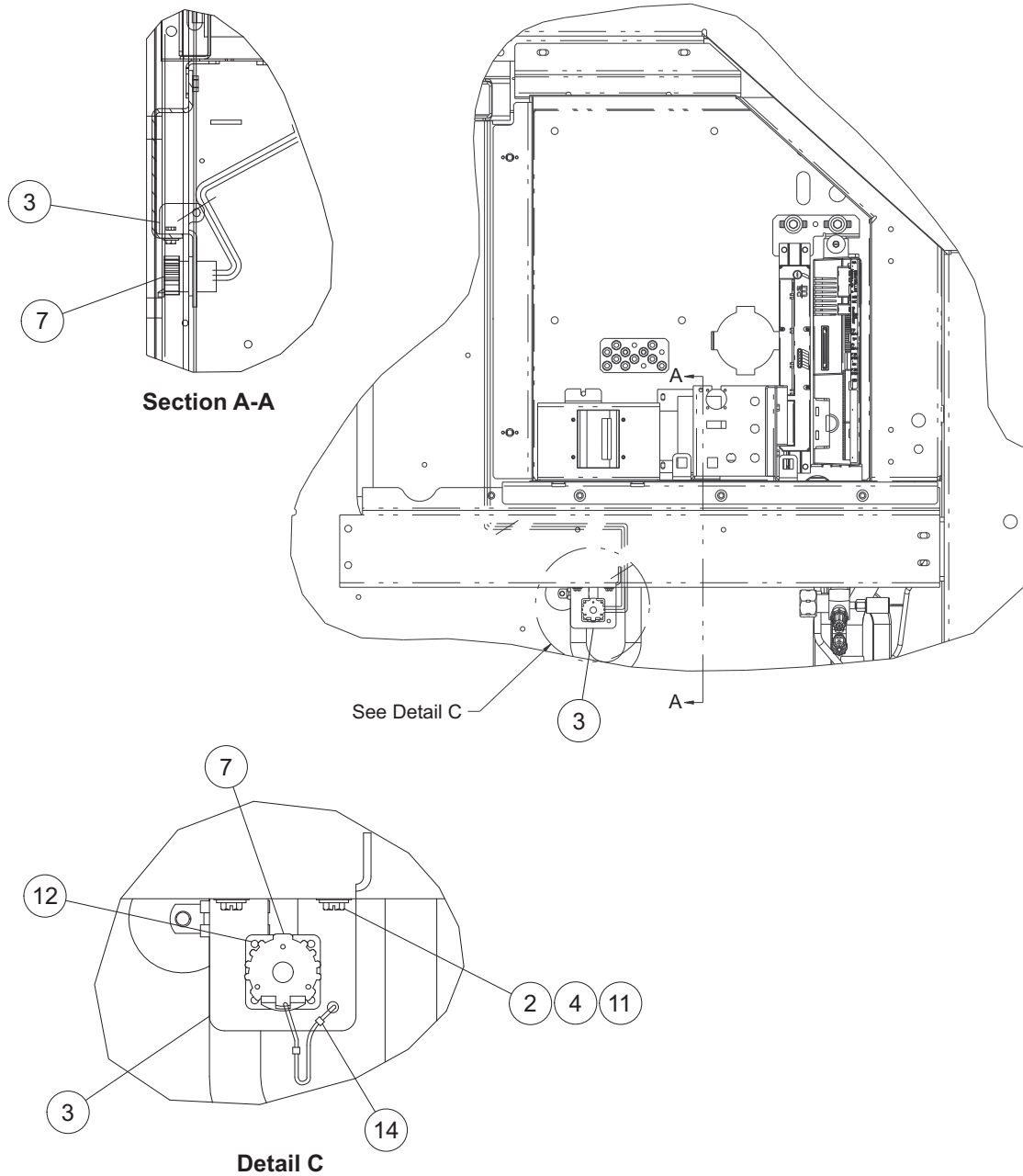
Item	Part Number	Description	Qty
USDA Installed			
11	66-U---1--5371-7	Screw, Machine Hex Head, #10-24 X 0.500 Slotted	8
12	34-06142-00	Rivet, 0.110 Diameter	20
21	79-66775-00	Panel Assembly - Includes:	1
	79-66743-00	Cord Assembly, 3 pin, USDA probes	4
	79-666743-01	Cord Assembly, 5 pin, cargo probe	1
50	62-11275-00	Label, USDA Cold Treatment Certified (Optional)	1
USDA Provision			
23	34-00928-07	Rivet, Blind 0.156 Diameter	6
30	68-17428-00	Plate	1

53 Interrogator Receptacle



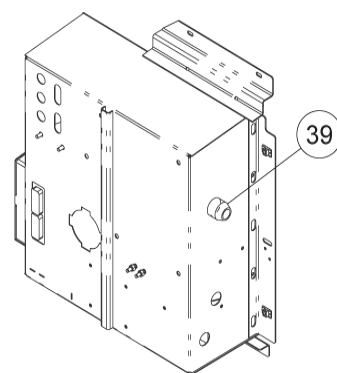
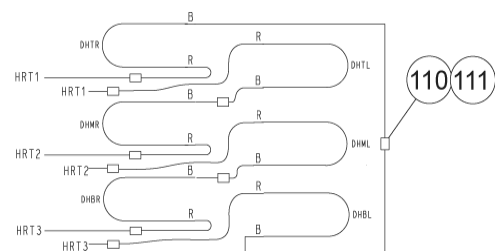
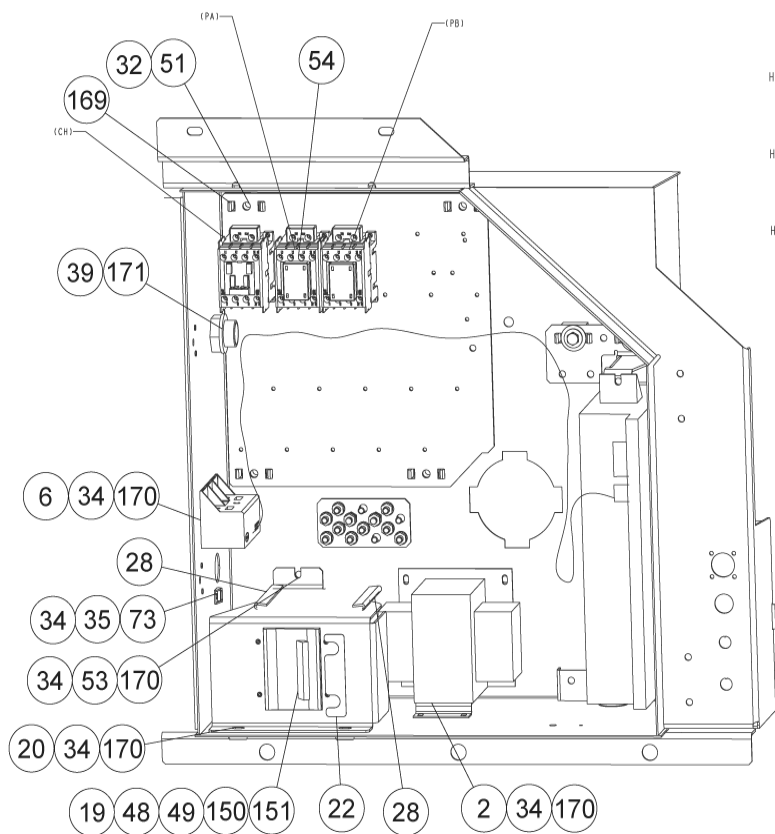
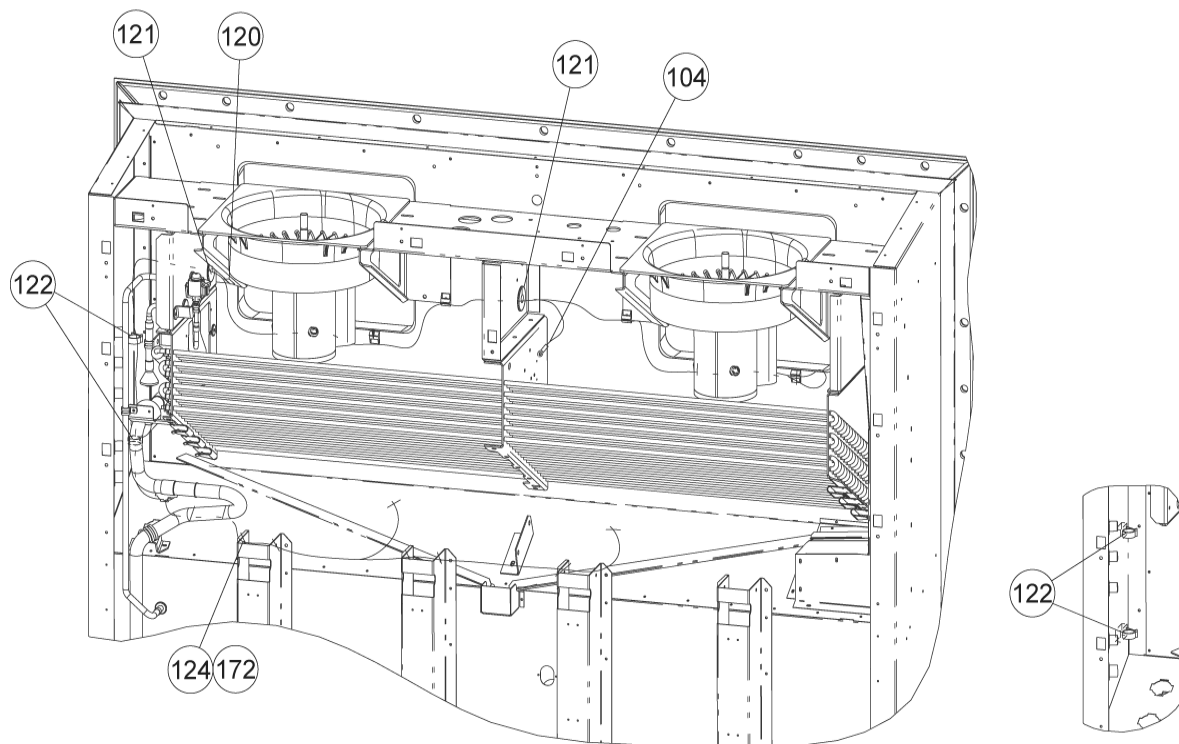
Item	Part Number	Description	Qty
Interrogator Location - Inside Control Box			
7	79-66743-02	Cord Assembly	1
12	34-06142-00	Rivet	4
14	22-66798-00	Connector	1
15	68-16376-00	Bracket (no voltage shield)	1
	68-17289-00	Bracket (with voltage shield)	1
16	22-01660-14	Receptacle	1

53 Interrogator Receptacle



Item	Part Number	Description	Qty
Interrogator Location - Right Side			
2	66-U---1--5321-8	Washer, Plain #10 Type A	2
3	68-17021-00	Bracket	1
4	66-U---1--5371-7	Screw, Machine Hex Head #10-24 X 0.500	2
7	79-66743-02	Cord Assembly	1
11	34-06053-05	Washer 0.205 ID X 0.600 OD	2
12	34-06142-00	Rivet	4
14	22-66798-00	Connector	1

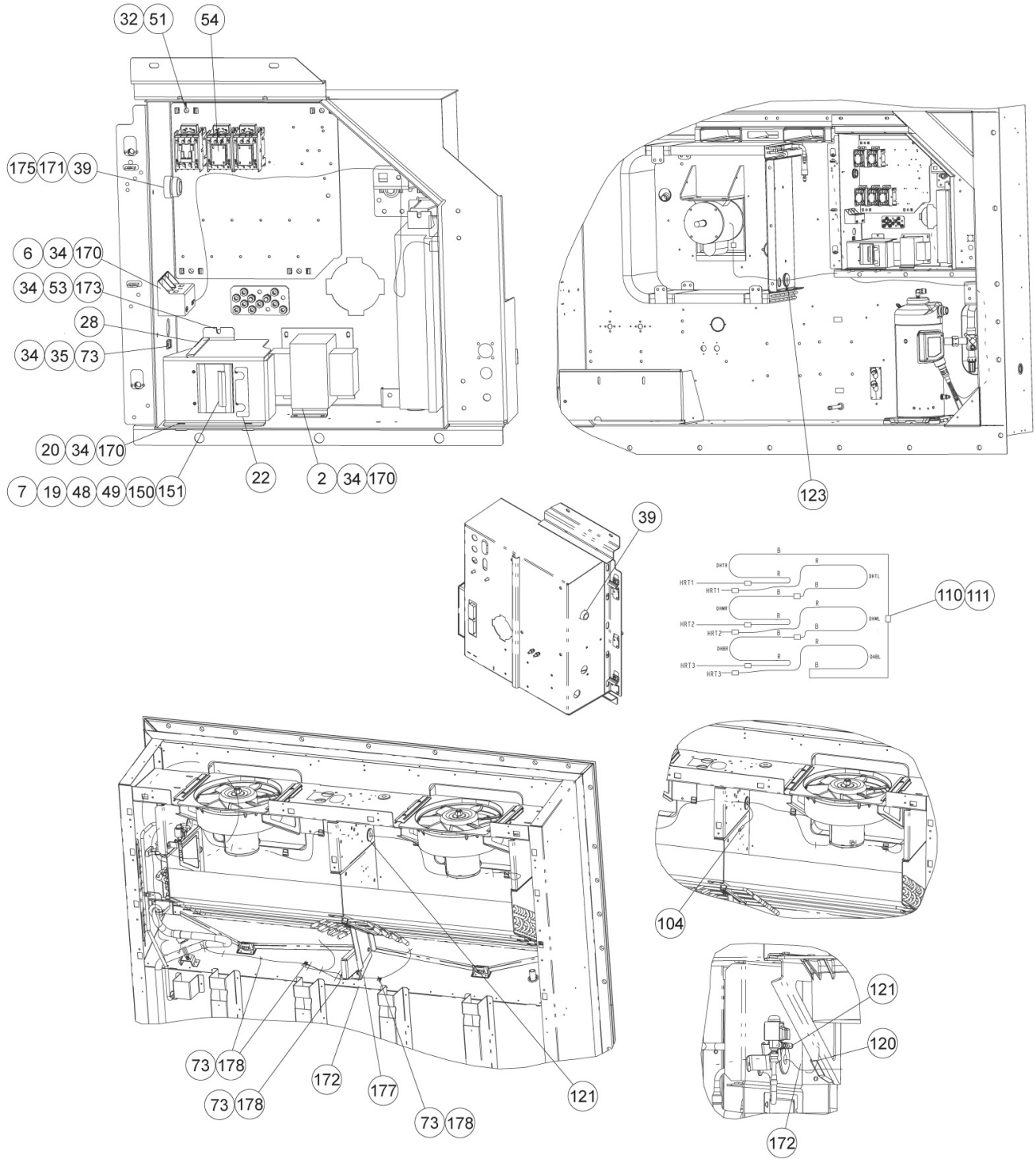
54 Wiring Kit (PIDs NT2300 to 2699)



54 Wiring Kit (PIDs NT2300 to 2699)

Item	Part Number	Description	Qty
2	10-00332-08	Transformer	1
6	10-00439-01	Transformer, Current Sensing	1
19	66-U---1--7842-12	Circuit Breaker 3 Pole, 600 Volt	1
20	68-17405-00	Bracket	1
22	69NT--35--9073-1	Label CB1	1
28	66CH---1--1172-28	Trim, Flexible 6.00 Long	2
32	34-00655-08	Screw, Cap Hex Head 1/4-20 X 1.00	4
34	66-U---1--5371-7	Screw, Machine Hex Head #10-24 X 0.500	12
35	34-00663-09	Washer, Lock #10 Spring	1
39	66-U---1--7352-3	Connector Straight	1
48	66-U---1--6651-19	Screw, Machine Pan Head #6-32	4
49	34-00663-07	Washer, Lock #6 Spring	4
51	66-U---1--5321-7	Washer, Plain 1/4 W Type A	4
53	34-06053-13	Washer	1
54	10-00431-11	Cover Contactor	2
73	58-04246-00	Ty-Rap Base	1
104	34-01178-22	Screw, Tc Hex Head #8-32 X 0.50L	1
110	66-U---1--3803	Tube, Heat Shrink	1
111	22-01292-02	Butt Splice	9
120	66CH---1--1172-43	Trim, Flexible	1
121	58-04273-00	Grommet	1
122	44-00361-00	Clip, Retaining	2
124	66CH---1--1172-32	Trim, Flexible	6
150	66-U---1--7842-6	Nut, Hex	6
151	66-U---1--7842-7	Washer, Flat #10-32	12
169	58-00967-00	Spacer Locking (Sub-panel)	4
170	66-U---1--5321-8	Washer, Plain #10 Type A	11
171	66-U---1--1251-2	O-Ring 3/4 Hub Sealing	1
172	66NS1201CD0020	Sleeve	2

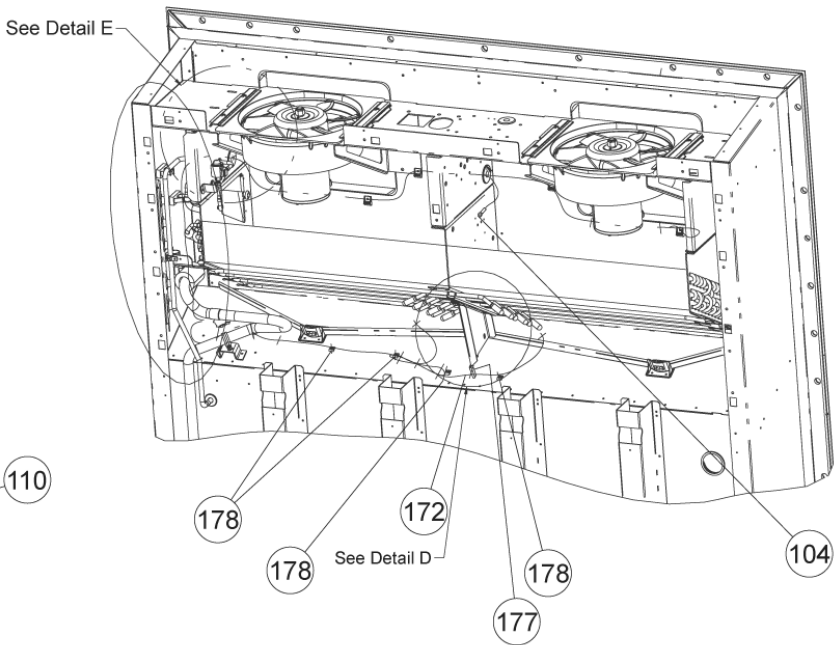
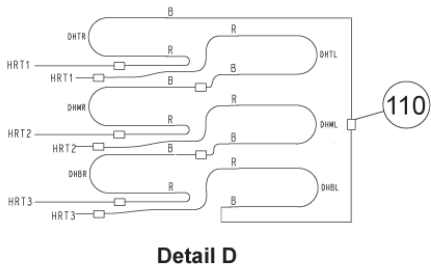
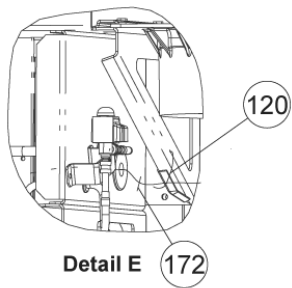
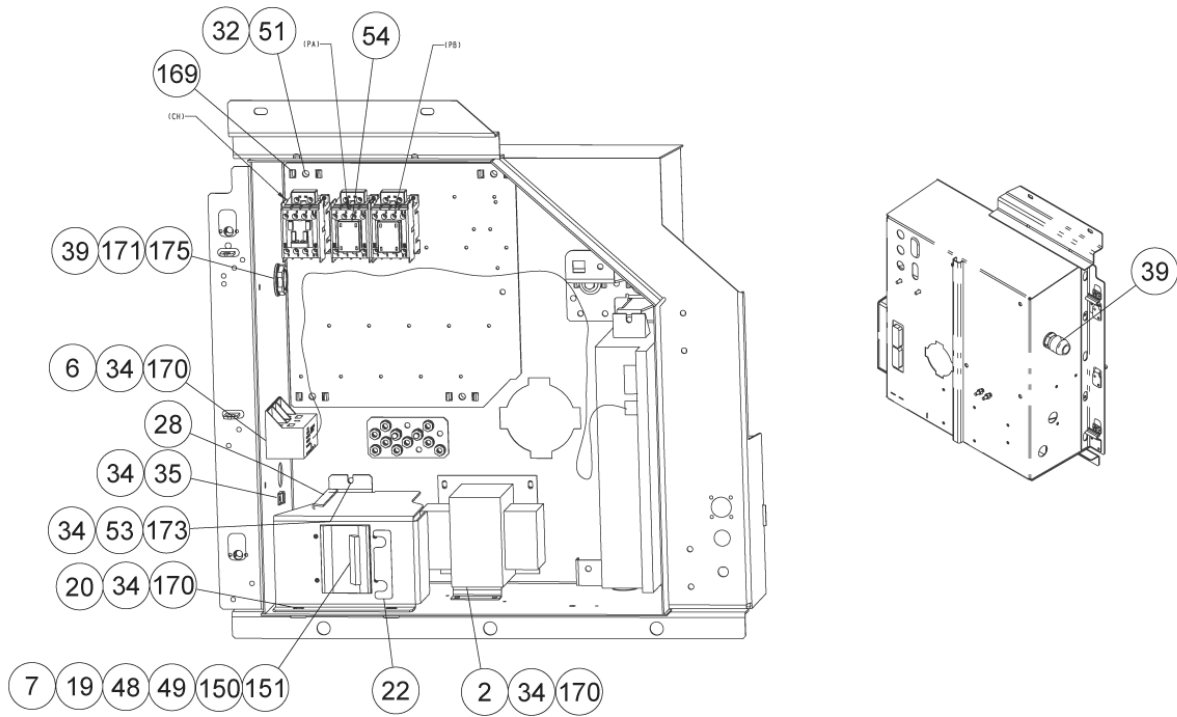
55 Wiring Kit (PIDs NT2700 to 2999)



55 Wiring Kit (PIDs NT2700 to 2999)

Item	Part Number	Description	Qty
2	10-00332-08	Transformer	1
6	10-00439-01	Transformer, Current Sensing	1
7	22-66697-25	Wire Assembly	1
19	66-U---1--7842-12	Circuit Breaker 3 Pole, 600 Volt	1
20	68-17405-00	Bracket	1
22	69NT--35--9073-1	Label CB1	1
28	66CH---1--1172-28	Trim, Flexible 6.00 Long	2
32	34-00655-08	Screw, Cap Hex Head 1/4-20 X 1.00	4
34	66-U---1--5371-7	Screw, Machine Hex Head #10-24 X 0.500	12
35	34-00663-09	Washer, Lock #10 Spring	1
39	66-U---1--7352-3	Connector Straight	1
48	66-U---1--6651-19	Screw, Machine Pan Head #6-32	4
49	34-00663-07	Washer, Lock #6 Spring	4
51	66-U---1--5321-7	Washer, Plain 1/4 W Type A	4
53	34-06053-13	Washer	1
54	10-00431-11	Cover Contactor	2
73	58-04246-00	Ty-Rap Base	5
104	34-01178-22	Screw, Tc Hex Head #8-32 X 0.50L	1
110	66-U---1--3803	Tube, Heat Shrink	1
111	22-01292-02	Butt Splice	9
120	66CH---1--1172-43	Trim, Flexible	1
121	58-04273-00	Grommet	1
123	58-00065-93	Grommet	1
150	66-U---1--7842-6	Nut, Hex	6
151	66-U---1--7842-7	Washer, Flat #10-32	12
170	66-U---1--5321-8	Washer, Plain #10 Type A	11
171	66-U---1--1251-2	O-Ring 3/4 Hub Sealing	1
172	66NS1201CD0020	Sleeve	2
173	69NT--35--2692-4	Washer, Fender	1
175	34-06136-01	Nut, Lock	1
177	66CH---1--1172-34	Trim, Flexible 0.09 X 1.60 LG.	1
178	34-00928-13	Rivet, Blind	4

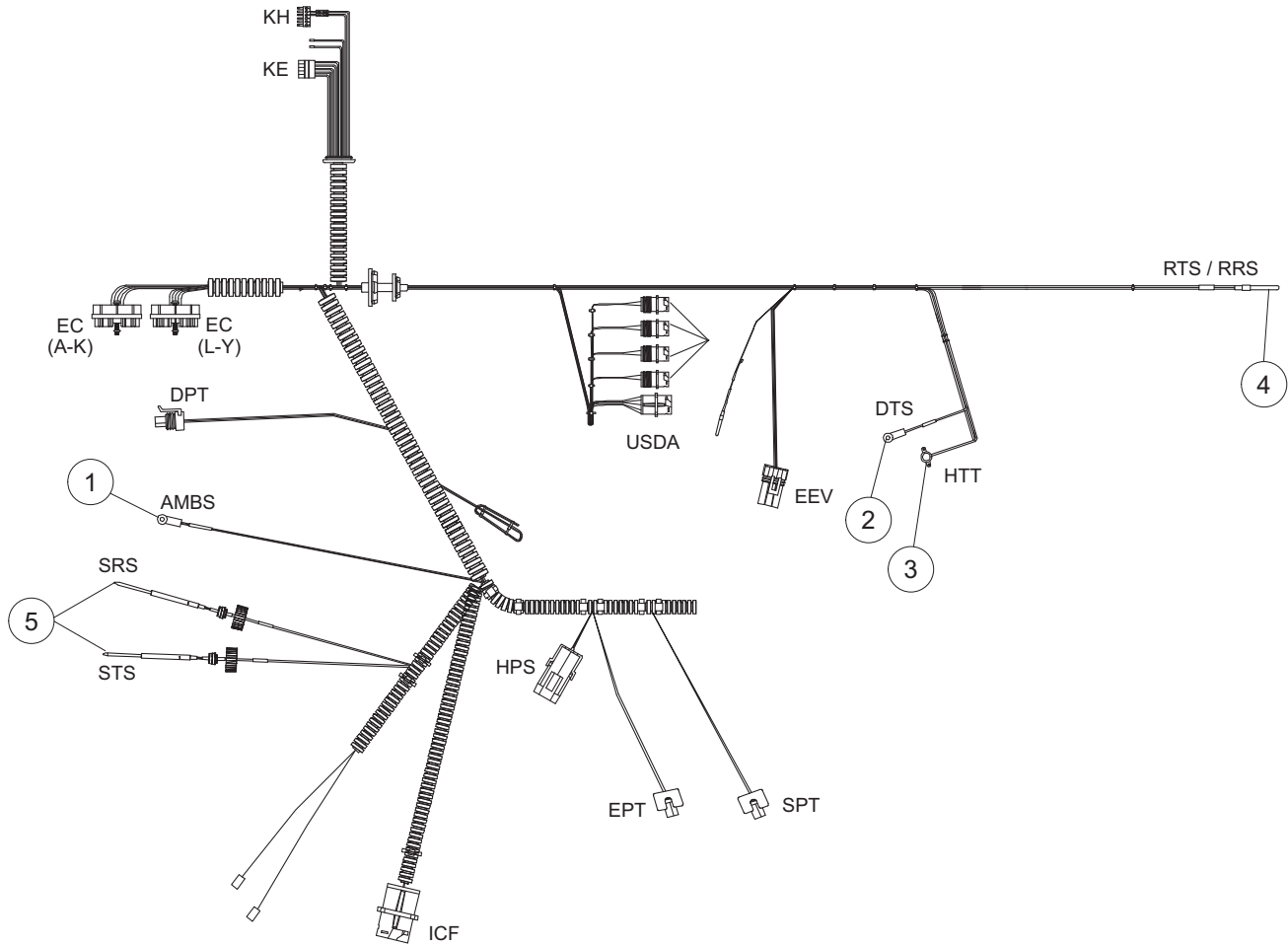
56 Wiring Kit (PIDs NT3000 and higher)



56 Wiring Kit (PIDs NT3000 and higher)

Item	Part Number	Description	Qty
2	10-00332-08	Transformer	1
6	10-00439-01	Transformer, Current Sensing	1
7	22-66697-25	Wire Assembly	1
19	66-U---1--7842-12	Circuit Breaker 3 Pole, 600 Volt	1
20	68-17405-00	Bracket	1
22	69NT--35--9073-1	Label CB1	1
28	66CH---1--1172-28	Trim, Flexible 6.00 Long	2
32	34-00655-08	Screw, Cap Hex Head 1/4-20 X 1.00	4
34	66-U---1--5371-7	Screw, Machine Hex Head #10-24 X 0.500	12
35	34-00663-09	Washer, Lock #10 Spring	1
39	66-U---1--7352-3	Connector Straight	1
48	66-U---1--6651-19	Screw, Machine Pan Head #6-32	4
49	34-00663-07	Washer, Lock #6 Spring	4
51	66-U---1--5321-7	Washer, Plain 1/4 W Type A	4
53	34-06053-13	Washer	1
54	10-00431-11	Cover Contactor	2
104	34-01178-22	Screw, Tc Hex Head #8-32 X 0.50L	1
110	66-U---1--3803	Tube, Heat Shrink	1
120	66CH---1--1172-43	Trim, Flexible	1
150	66-U---1--7842-6	Nut, Hex	6
151	66-U---1--7842-7	Washer, Flat #10-32	12
169	58-66689-00	Spacer	4
170	66-U---1--5321-8	Washer, Plain #10 Type A	11
171	66-U---1--1251-2	O-Ring 3/4 Hub Sealing	1
172	66NS1201CD0020	Sleeve	2
173	69NT--35--2692-4	Washer, Fender	1
175	34-06136-01	Nut, Lock	1
177	66CH---1--1172-34	Trim, Flexible 0.09 X 1.60 LG.	1
178	34-00928-13	Rivet, Blind	4

57 Low Voltage Harness

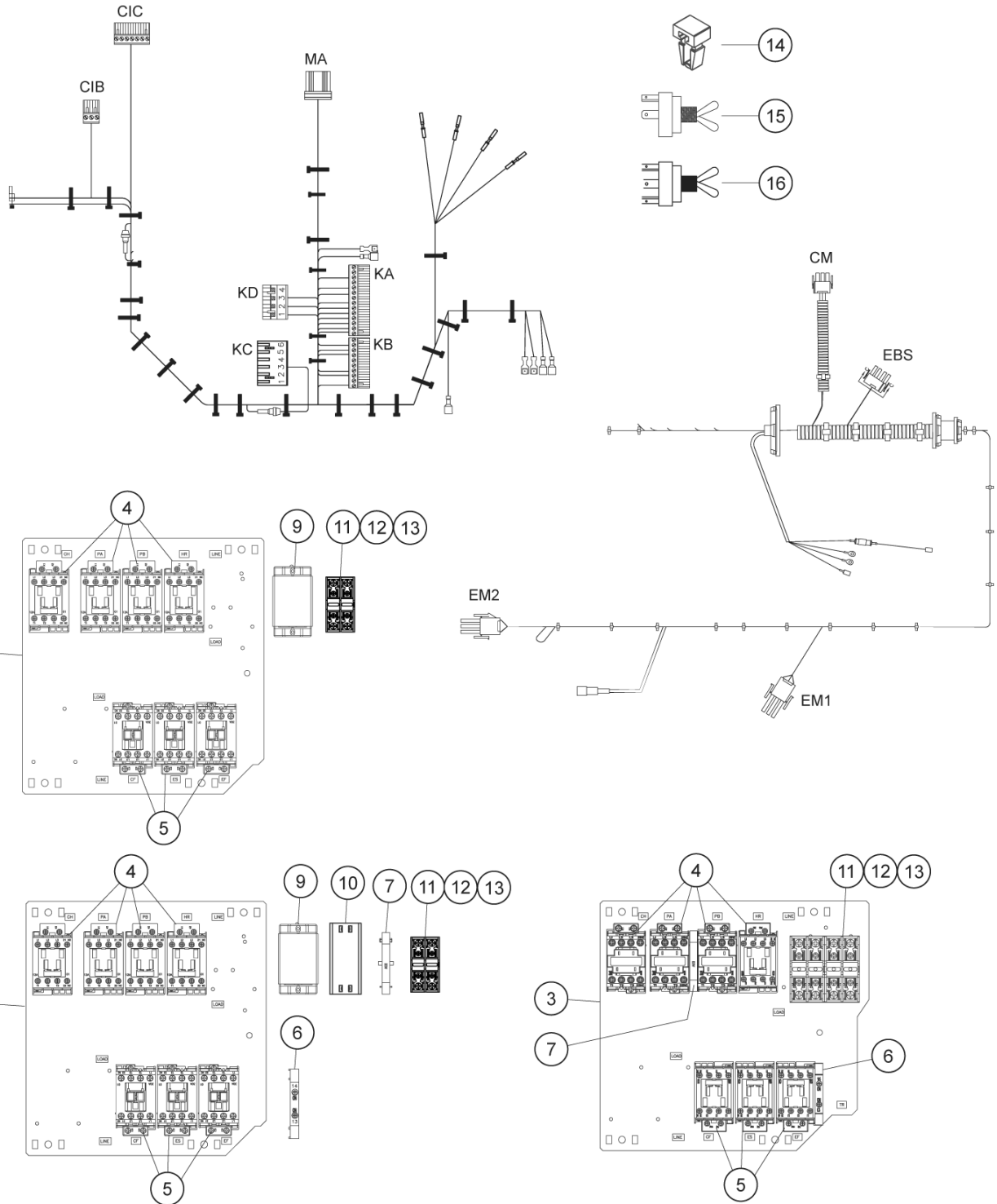


NOTE: Low volt harnesses vary depending on the Container unit PID and options chosen for the unit.

To obtain a complete wire harness replacement, please contact a Carrier service engineer and provide them with a unit PID or model number.

Item	Part Number	Description	Qty
1	12-00495-02SV	Ambient Temperature Sensor (AMBS)	1
2	12-00495-02SV	Defrost Temperature Sensor (DTS)	1
3	12-00170-08	Heat Termination Thermostat (HTT)	1
4	12-00500-01SV	Return Temperature Sensor (RTS) / Return Recorder Sensor (RRS)	1
5	12-00395-01SV	Supply Temperature Sensor (STS) / Supply Recorder Sensor (SRS)	1

58 High Voltage Harness



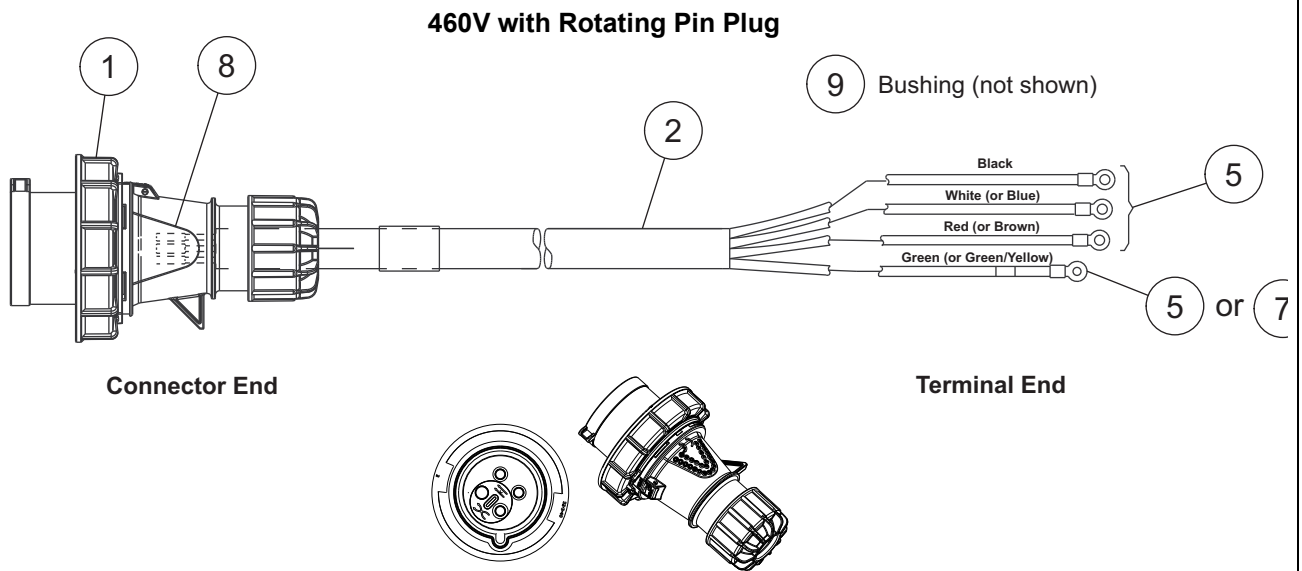
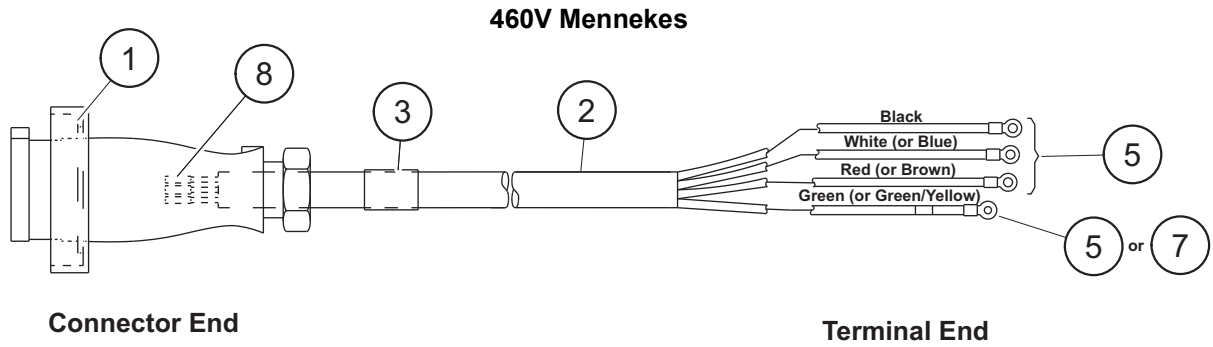
NOTE: Low volt harnesses vary depending on the Container unit PID and options chosen for the unit.

To obtain a complete wire harness replacement, please contact a Carrier service engineer and provide them with a unit PID or model number.

58 High Voltage Harness

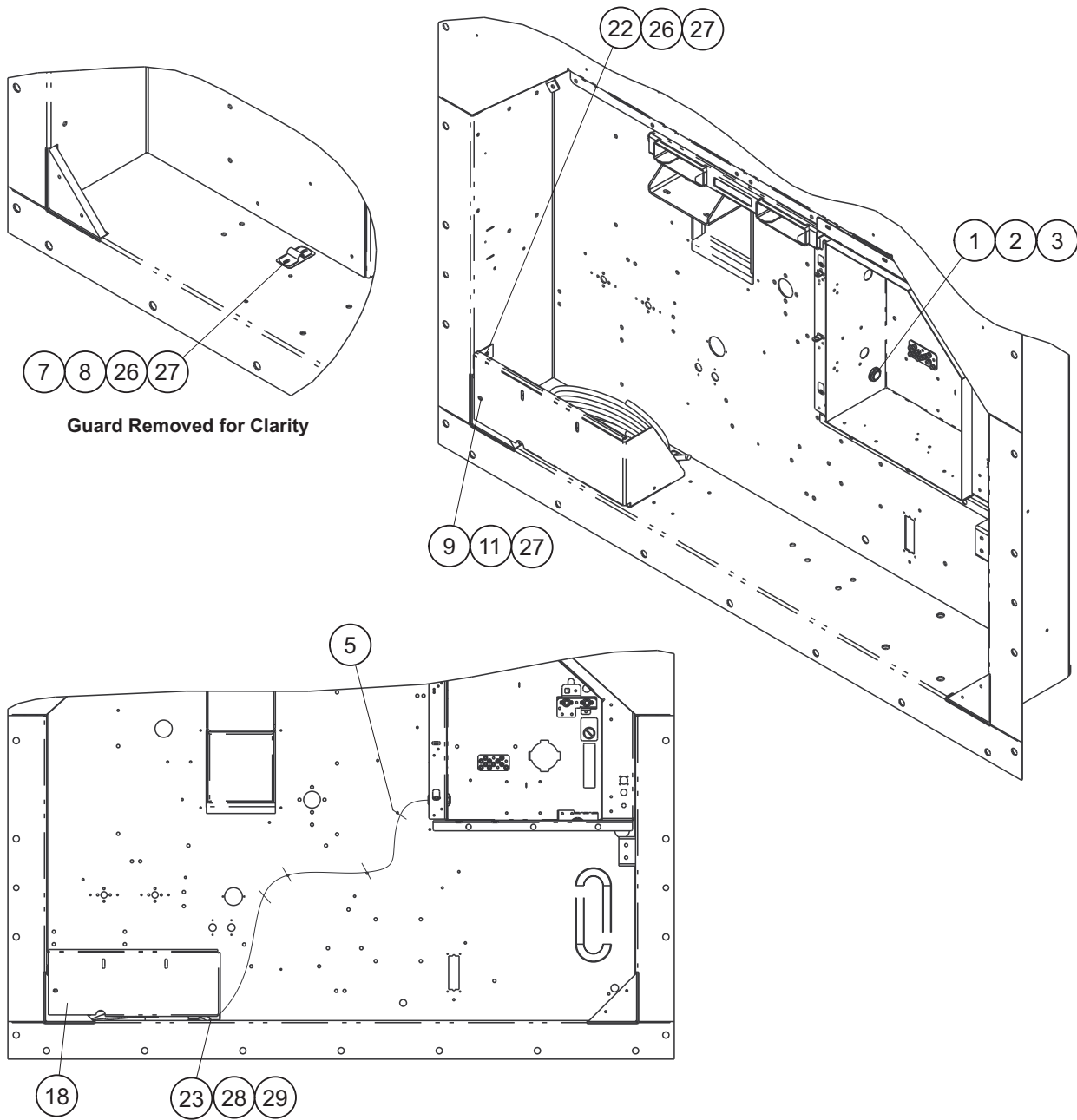
Item	Part Number	Description	Qty
1	68-17375-00	Panel	1
2	68-17783-00	Panel	1
3	68-18381-00	Panel	1
4	10-00431-00	Contactor, 12 Amp (CH, PA, PB, HR)	1
5	10-00431-10	Contactor, 30 Amp (CF, ES, EF)	1
6	10-00431-03	Auxiliary Contactor	1
7	10-00392-20	Auxiliary Contactor, Mechanical Interlock	1
8	34-06243-00	Screw	14
9	22-66676-00	Terminal Block (for PIDs NT2361, 2531, 2571, 2588)	1
10	22-66749-00	Terminal Block (for PIDs NT2805, 2842, 2877, 3056, 3166)	1
11	22-04044-01	Fuse Holder	2
12	22-04043-01	Fuse	2
13	22-04044-00	Fuse Block	1
14	58-04316-00	Base, Mounting	2
15	10-01129-07SV	Toggle Switch (UP position ON)	1
16	10-01129-23	Toggle Switch (UP position OFF)	1

59 Cable Assembly - Power Cable and Plug

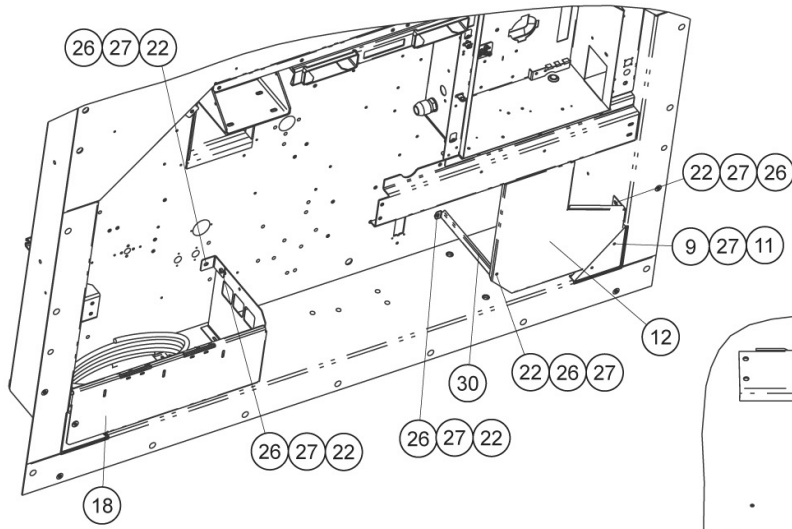


Item	Part Number	Description	Qty
460V Mennekes			
1	22-02378-00	Plug 4 Pole, 440V	1
2	22-66651-00	Cable Transicord Flexline	1
3	66-U---1--2583	Tube, Heat Shrink	1
5	22-00119-03	Terminal	3
7	22-00119-04	Terminal, Ring	1
8	22-02324-01	Bushing	4
460V with Rotating Pin Plug			
1	22-66736-00	Rotating Pin Plug	1
2	22-66651-00	Cable Transicord Flexline	1
5	22-00119-03	Terminal	3
7	22-00119-04	Terminal, Ring	1
8	22-02324-01	Bushing	3
9	22-02324-11	Bushing	1

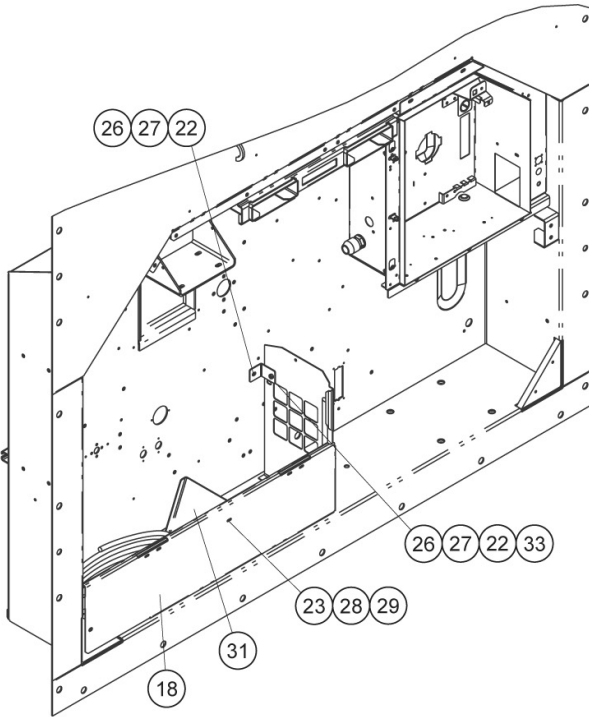
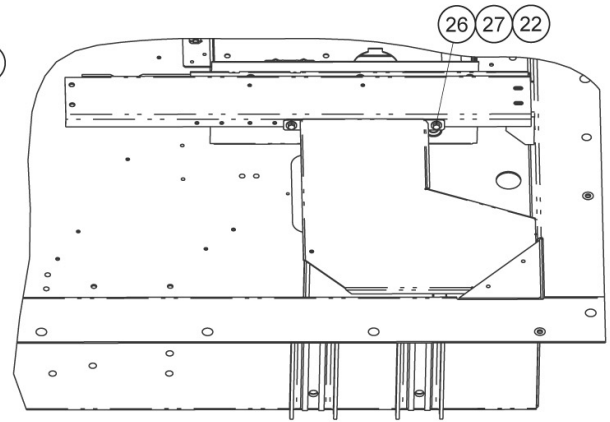
60 Cable Guards (PIDs NT2300 to 2549)



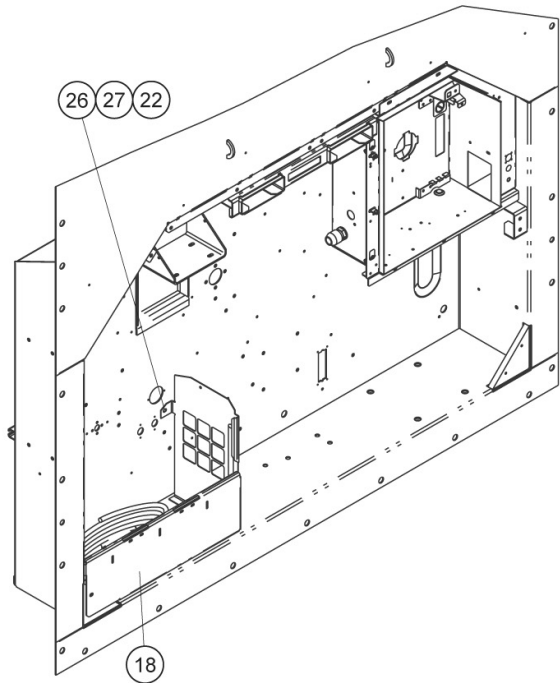
60 Cable Guards (PIDs NT2300 to 2549)



Large Cable Box



Extended with DVM Installed



Special with DVM Installed

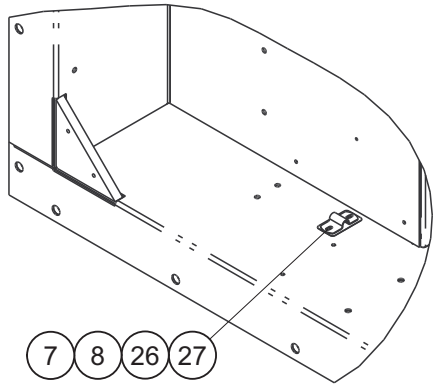
60 Cable Guards (PIDs NT2300 to 2549)

Item	Part Number	Description	Qty
Standard Cable Box			
1	66-U---1--7352-3	Connector Straight, Watertight	1
2	34-06136-01	Nut, Lock 3/4" Npt	1
3	66-U---1--1251-2	O-Ring	1
5	58-04316-00	Base, Mounting	1
7	68-14456-01	Cable Clamp Cable Cutter 16 Ga.	1
8	58-04026-07	Protector	1
9	34-00792-07	Screw, Cap Hex Head 5/16-18 X 0.88	1
11	34-06053-15	Washer	1
18	68-17131-00	Guard	1
22	34-06053-00	Washer 0.250 ID X 0.800 OD	1
23	66-U---1--5371-6	Screw, Machine Hex Head #10-24 X 0.750	2
26	66-U---1--5361-25	Screw, Cap Hex Head 1/4-20 X 0.75	3
27	66-U---1--5321-7	Washer, Plain 1/4 W Type A	4
28	66-U---1--5321-8	Washer, Plain #10 Type A	2
29	34-06053-05	Washer 0.205 ID X 0.600 OD	2
Large Cable Box with Compressor Guard			
1	66-U---1--7352-3	Connector Straight, Watertight	1
2	34-06136-01	Nut, Lock 3/4" Npt	1
3	66-U---1--1251-2	O-Ring	1
5	58-04316-00	Base, Mounting	1
7	68-14456-01	Cable Clamp Cable Cutter 16 Ga.	1
8	58-04026-07	Protector	1
9	34-00792-07	Screw, Cap Hex Head 5/16-18 X 0.88	2
11	34-06053-15	Washer	2
12	68-17444-00	Guard	1
18	68-86251-00	Guard	1
22	34-06053-00	Washer 0.250 ID X 0.800 OD	7
23	66-U---1--5371-6	Screw, Machine Hex Head #10-24 X 0.750	2
26	66-U---1--5361-25	Screw, Cap Hex Head 1/4-20 X 0.75	9
27	66-U---1--5321-7	Washer, Plain 1/4 W Type A	11
28	66-U---1--5321-8	Washer, Plain #10 Type A	2
29	34-06053-05	Washer 0.205 ID X 0.600 OD	2
30	68-15118-03	Brace, Support	1
Cable Box Extended with DVM Installed			
1	66-U---1--7352-3	Connector Straight, Watertight	1
2	34-06136-01	Nut, Lock 3/4" Npt	1
3	66-U---1--1251-2	O-Ring	1
5	58-04316-00	Base, Mounting	1
7	68-14456-01	Cable Clamp Cable Cutter 16 Ga.	1

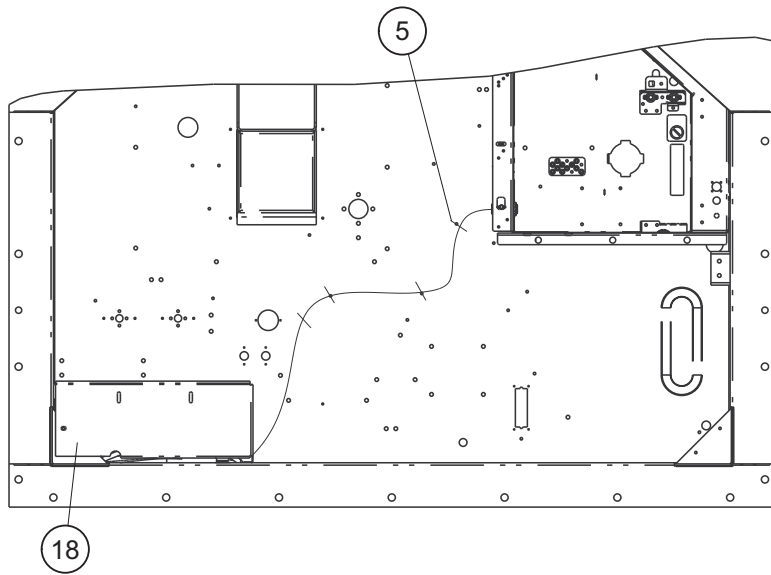
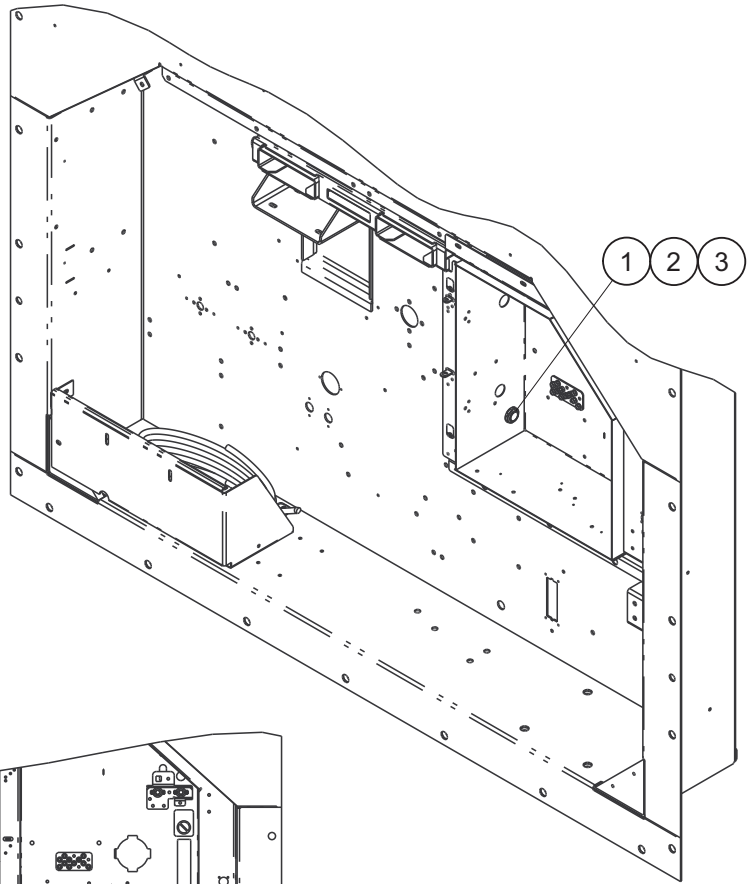
60 Cable Guards (PIDs NT2300 to 2549)

8	58-04026-07	Protector	1
18	68-86254-00	Guard	1
22	34-06053-00	Washer 0.250 ID X 0.800 OD	3
23	66-U---1--5371-6	Screw, Machine Hex Head #10-24 X 0.750	5
26	66-U---1--5361-25	Screw, Cap Hex Head 1/4-20 X 0.75	5
27	66-U---1--5321-7	Washer, Plain 1/4 W Type A	6
28	66-U---1--5321-8	Washer, Plain #10 Type A	5
29	34-06053-05	Washer 0.205 ID X 0.600 OD	5
31	68-86256-00	Separator	1
33	68-86266-00	Bracket	1
Special Cable Box with DVM Installed			
1	66-U---1--7352-3	Connector Straight, Watertight	1
2	34-06136-01	Nut, Lock 3/4" Npt	1
3	66-U---1--1251-2	O-Ring	1
5	58-04316-00	Base, Mounting	1
7	68-14456-01	Cable Clamp Cable Cutter 16 Ga.	1
8	58-04026-07	Protector	1
18	68-17607-00	Guard	1
22	34-06053-00	Washer 0.250 ID X 0.800 OD	2
23	66-U---1--5371-6	Screw, Machine Hex Head #10-24 X 0.750	2
26	66-U---1--5361-25	Screw, Cap Hex Head 1/4-20 X 0.75	4
27	66-U---1--5321-7	Washer, Plain 1/4 W Type A	5
28	66-U---1--5321-8	Washer, Plain #10 Type A	2
29	34-06053-05	Washer 0.205 ID X 0.600 OD	2

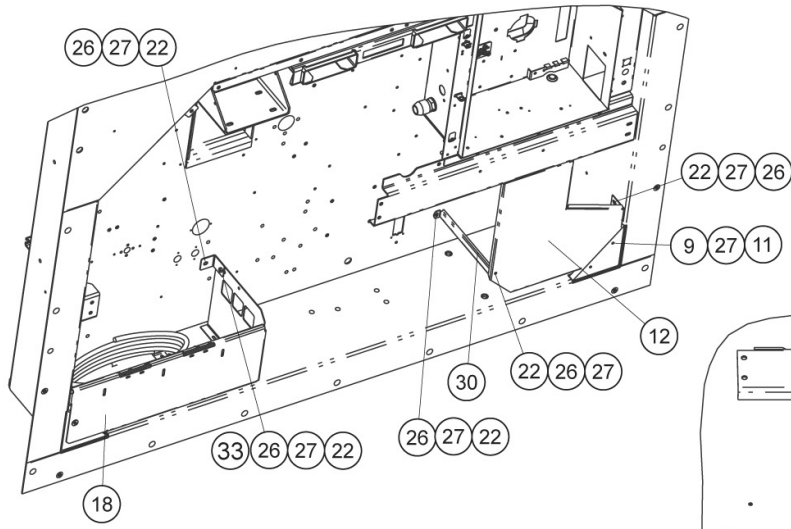
61 Cable Guards (PIDs NT2550 to 2999)



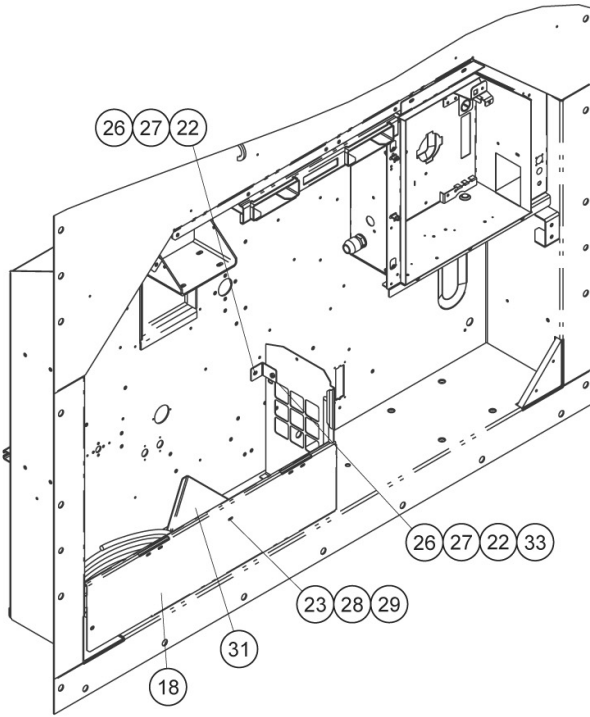
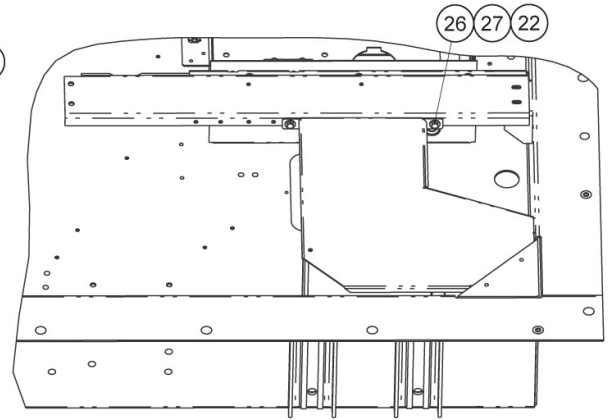
Guard Removed for Clarity



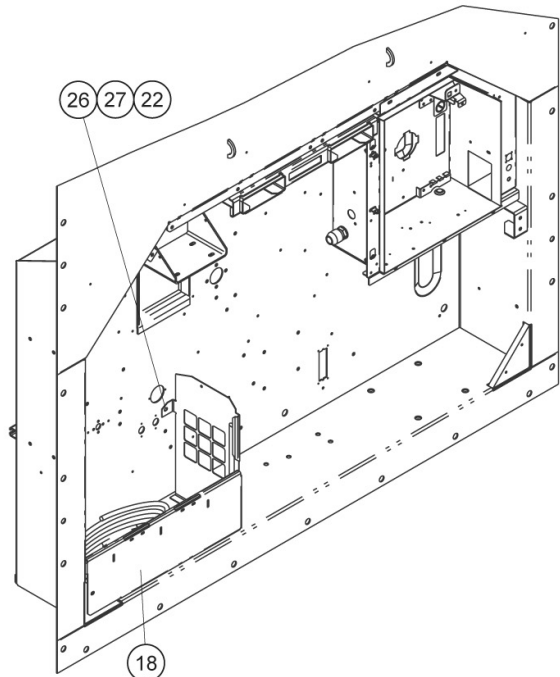
61 Cable Guards (PIDs NT2550 to 2999)



Large Cable Box



Extended with DVM Installed



Special with DVM Installed

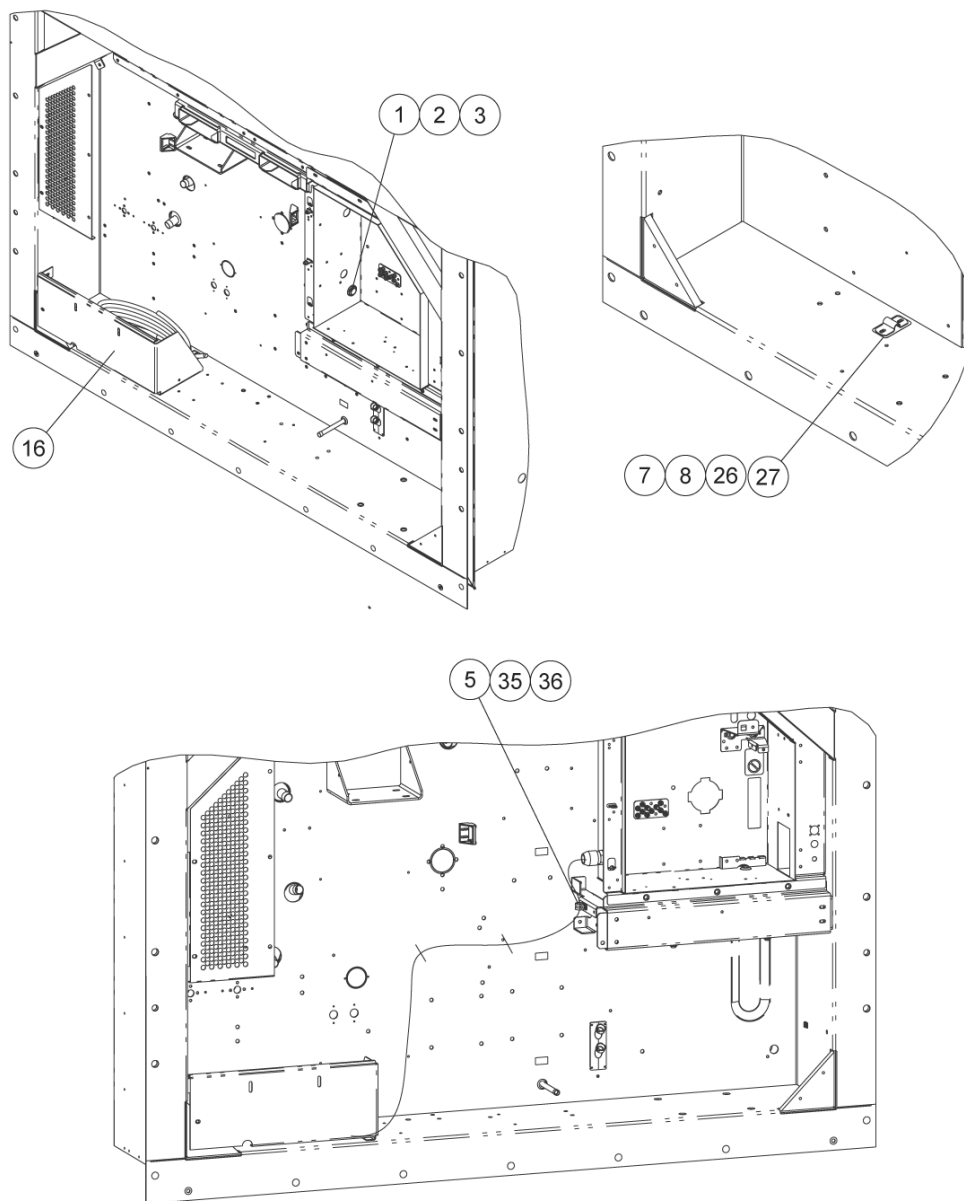
61 Cable Guards (PIDs NT2550 to 2999)

Item	Part Number	Description	Qty
Standard Cable Box			
1	66-U---1--7352-3	Connector Straight, Watertight	1
2	34-06136-01	Nut, Lock 3/4" Npt	1
3	66-U---1--1251-2	O-Ring	1
5	58-04316-00	Base, Mounting	1
7	68-14456-01	Cable Clamp Cable Cutter 16 Ga.	1
8	58-04026-07	Protector	1
18	68-17131-00	Guard	1
26	66-U---1--5361-25	Screw, Cap Hex Head 1/4-20 X 0.75	2
27	66-U---1--5321-7	Washer, Plain 1/4 W Type A	2
Large Cable Box with Compressor Guard			
1	66-U---1--7352-3	Connector Straight, Watertight	1
2	34-06136-01	Nut, Lock 3/4" Npt	1
3	66-U---1--1251-2	O-Ring	1
5	58-04316-00	Base, Mounting	1
7	68-14456-01	Cable Clamp Cable Cutter 16 Ga.	1
8	58-04026-07	Protector	1
9	34-00792-07	Screw, Cap Hex Head 5/16-18 X 0.88	2
11	34-06053-15	Washer	2
12	68-17444-00	Guard	1
18	68-86251-00	Guard	1
22	34-06053-00	Washer 0.250 ID X 0.800 OD	8
26	66-U---1--5361-25	Screw, Cap Hex Head 1/4-20 X 0.75	10
27	66-U---1--5321-7	Washer, Plain 1/4 W Type A	12
30	68-15118-03	Brace, Support	1
33	68-86266-00	Bracket	1
Cable Box Extended with DVM Installed			
1	66-U---1--7352-3	Connector Straight, Watertight	1
2	34-06136-01	Nut, Lock 3/4" Npt	1
3	66-U---1--1251-2	O-Ring	1
5	58-04316-00	Base, Mounting	1
7	68-14456-01	Cable Clamp Cable Cutter 16 Ga.	1
8	58-04026-07	Protector	1
18	68-86254-01	Guard	1
22	34-06053-00	Washer 0.250 ID X 0.800 OD	3
23	66-U---1--5371-6	Screw, Machine Hex Head #10-24 X 0.750	5
26	66-U---1--5361-25	Screw, Cap Hex Head 1/4-20 X 0.75	5
27	66-U---1--5321-7	Washer, Plain 1/4 W Type A	6
28	66-U---1--5321-8	Washer, Plain #10 Type A	5
29	34-06053-05	Washer 0.205 ID X 0.600 OD	5

61 Cable Guards (PIDs NT2550 to 2999)

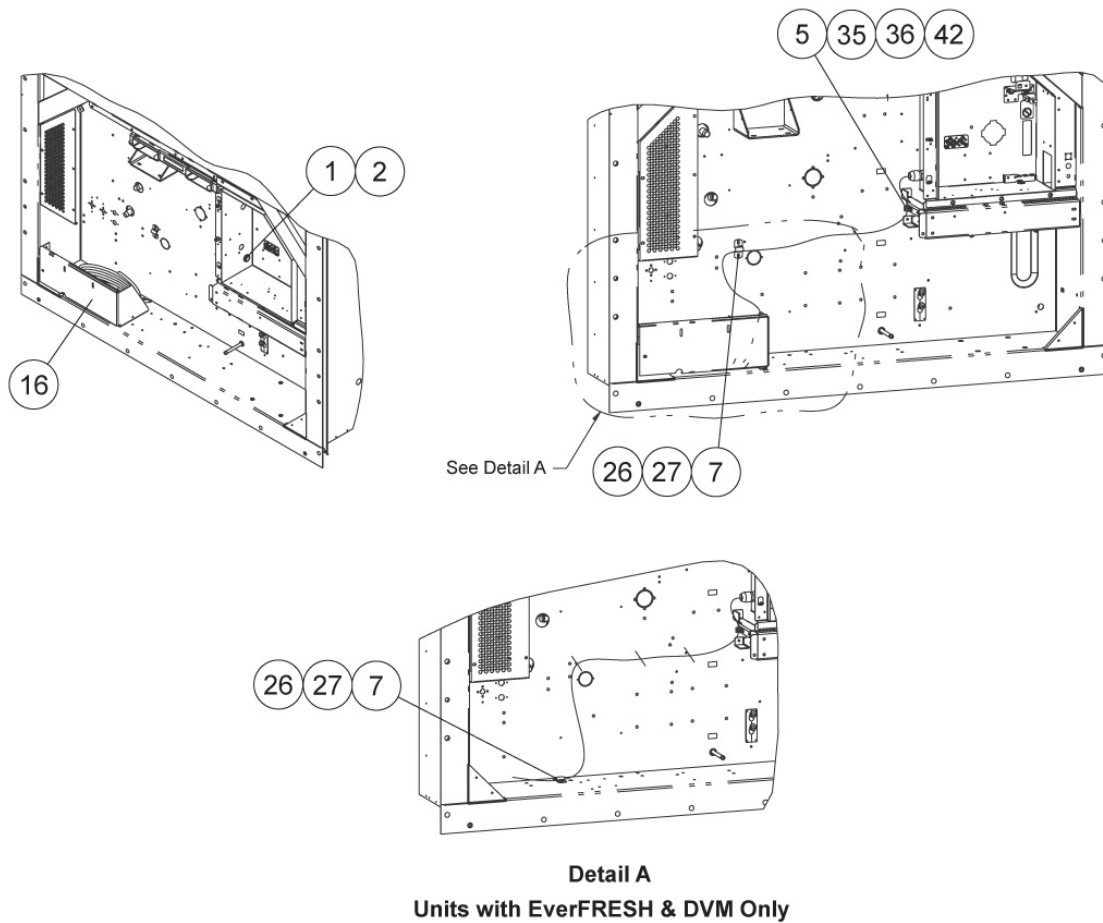
31	68-86256-00	Separator	1
33	68-86266-00	Bracket	1
Special Cable Box with DVM Installed			
1	66-U---1--7352-3	Connector Straight, Watertight	1
2	34-06136-01	Nut, Lock 3/4" Npt	1
3	66-U---1--1251-2	O-Ring	1
5	58-04316-00	Base, Mounting	1
7	68-14456-01	Cable Clamp Cable Cutter 16 Ga.	1
8	58-04026-07	Protector	1
18	68-17607-00	Guard	1
22	34-06053-00	Washer 0.250 ID X 0.800 OD	2
26	66-U---1--5361-25	Screw, Cap Hex Head 1/4-20 X 0.75	4
27	66-U---1--5321-7	Washer, Plain 1/4 W Type A	5

62 Cable Kit (PIDs NT3000 and higher)



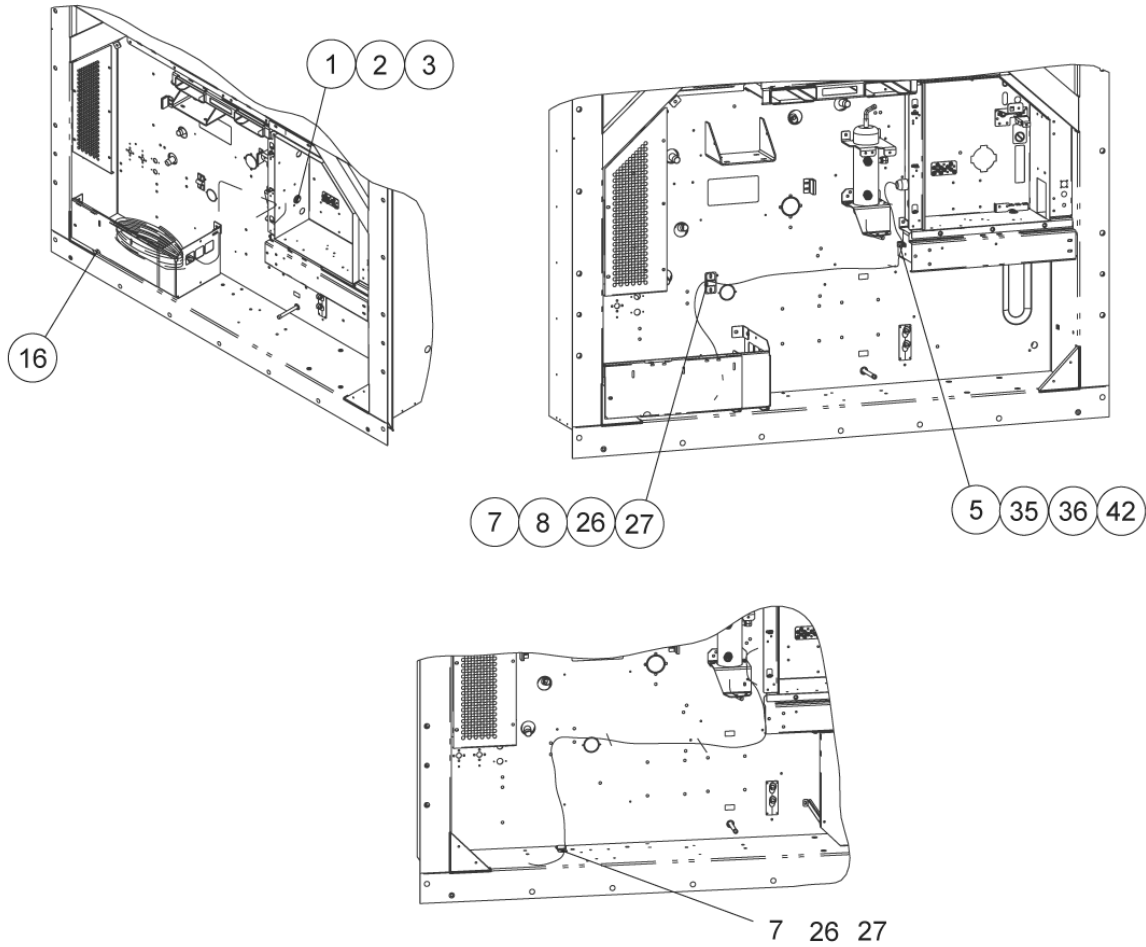
Item	Part Number	Description	Qty
Cable Box, Standard (PIDs NT3000 to 3051)			
1	66-U---1--7352-3	Connector Straight, Watertight	1
2	34-06136-01	Nut, Lock 3/4" Npt	1
3	66-U---1--1251-2	O-Ring	1
5	34-00373-07	Clamp, Tube	1
7	68-14456-01	Cable Clamp	1
8	58-04026-07	Protector	1
16	68-17131-00	Cable Guard	1
26	66-U---1--5361-25	Screw, Cap Hex Head 1/4-20 X 0.75	2
27	66-U---1--5321-7	Washer, Plain 1/4 W Type A	2
35	66-U---1--5371-6	Screw, Mach Hex Head #10-24 x 0.75	1
36	34-06053-05	Washer	1

62 Cable Kit (PIDs NT3000 and higher)



Item	Part Number	Description	Qty
Cable Box, Standard (PIDs NT3076, NT3082)			
1	22-66794-00	Nut	1
2	22-66793-00	Gland	1
5	34-00373-07	Clamp, Tube	1
7	68-14456-01	Cable Clamp	1
16	68-17131-00	Cable Guard	1
26	66-U---1--5361-25	Screw, Cap Hex Head 1/4-20 X 0.75	2
27	66-U---1--5321-7	Washer, Plain 1/4 W Type A	2
35	66-U---1--5371-6	Screw, Mach Hex Head #10-24 x 0.75	1
36	34-06053-05	Washer	1
42	34-00663-09	Washer, Lock	1

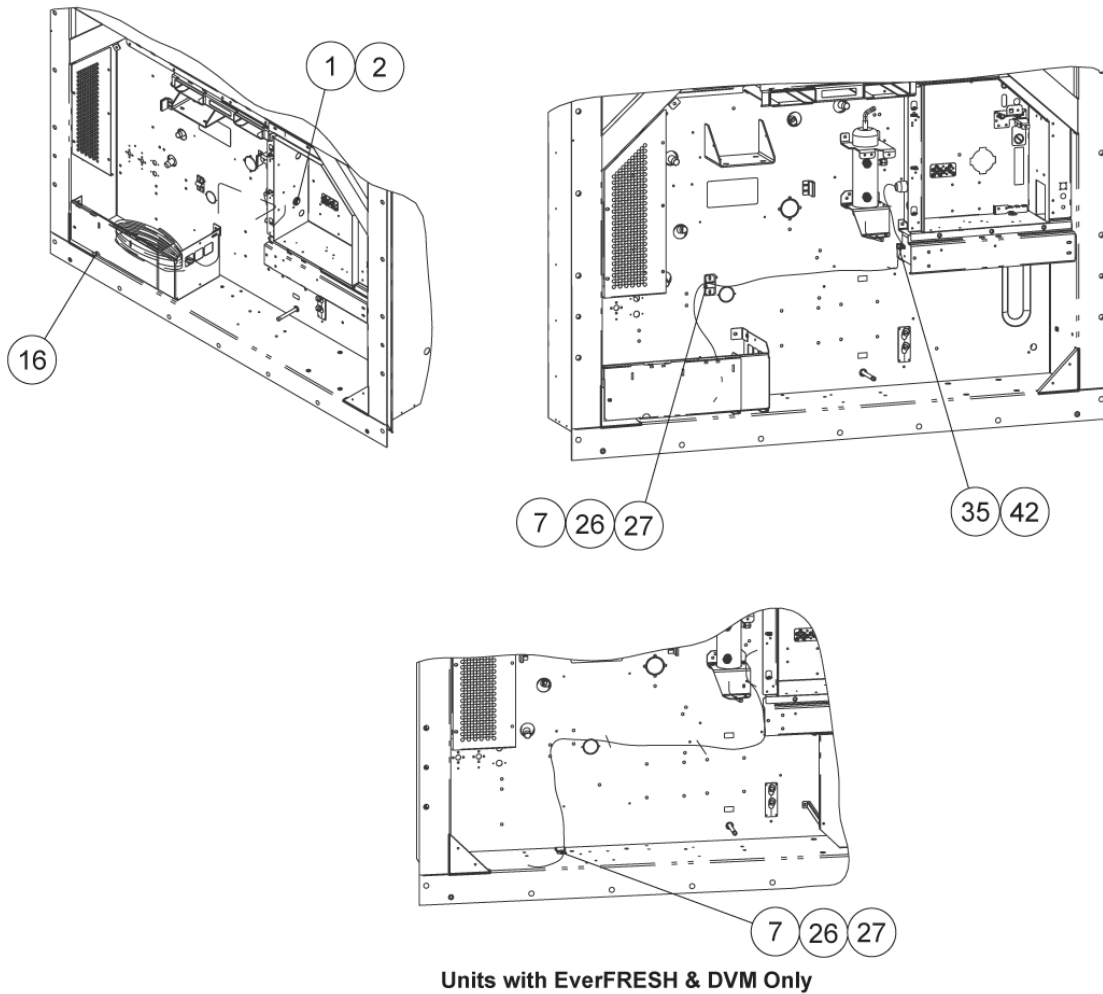
62 Cable Kit (PIDs NT3000 and higher)



Units with EverFRESH & DVM Only

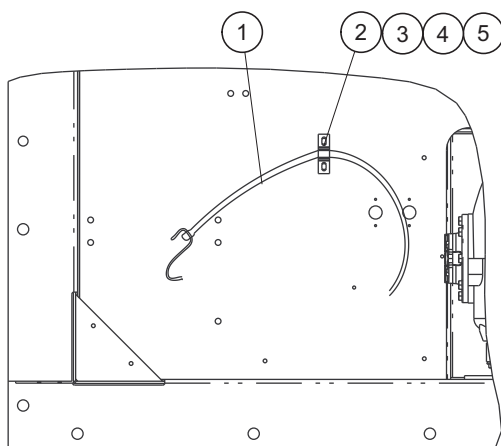
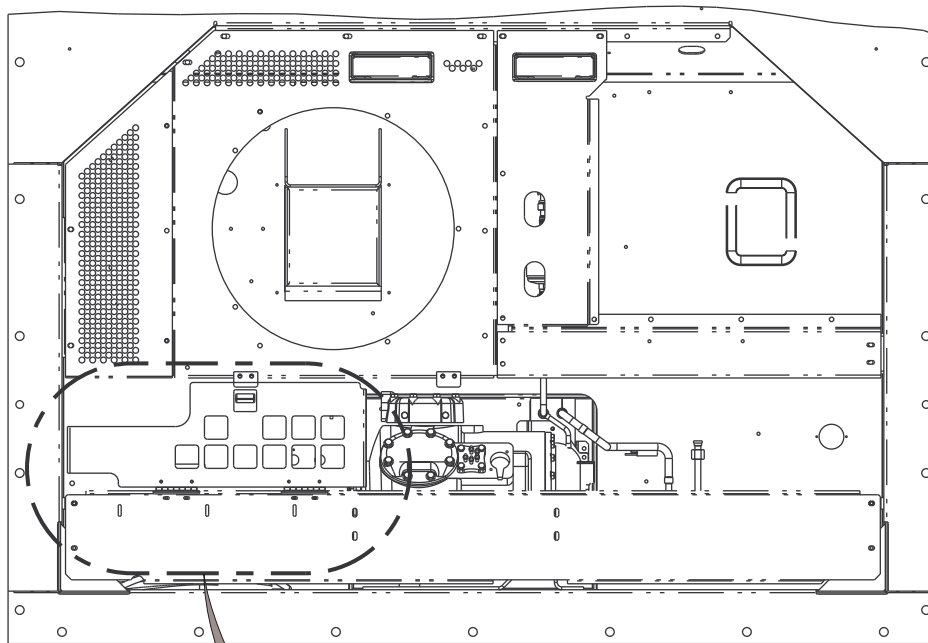
Item	Part Number	Description	Qty
Cable Box, Standard (PIDs NT3100 to 3150)			
1	22-66794-00	Nut	1
2	22-66793-00	Gland	1
5	34-00373-07	Clamp, Tube	1
7	68-14456-01	Cable Clamp	1
16	68-17131-00	Cable Guard	1
26	66-U---1--5361-25	Screw, Cap Hex Head 1/4-20 X 0.75	2
27	66-U---1--5321-7	Washer, Plain 1/4 W Type A	2
35	66-U---1--5371-6	Screw, Mach Hex Head #10-24 x 0.75	1
36	34-06053-05	Washer	1
42	34-00663-09	Washer, Lock	1

62 Cable Kit (PIDs NT3000 and higher)

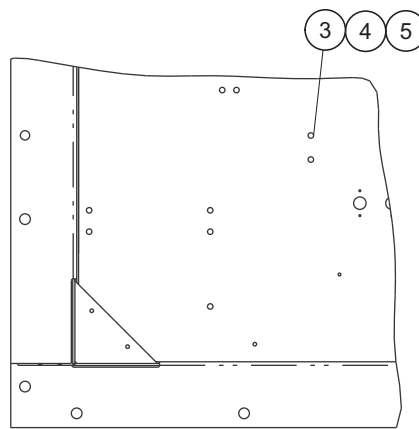


Item	Part Number	Description	Qty
Cable Box, Standard (PIDs NT3151 and higher)			
1	22-66794-00	Nut	1
2	22-66793-00	Gland	1
7	68-14456-01	Cable Clamp	1
16	68-17131-00	Cable Guard	1
26	66-U---1--5361-25	Screw, Cap Hex Head 1/4-20 X 0.75	2
27	66-U---1--5321-7	Washer, Plain 1/4 W Type A	2
35	66-U---1--5371-6	Screw, Mach Hex Head #10-24 x 0.75	1
42	34-00663-09	Washer, Lock	1

63 Cable Restraint Components



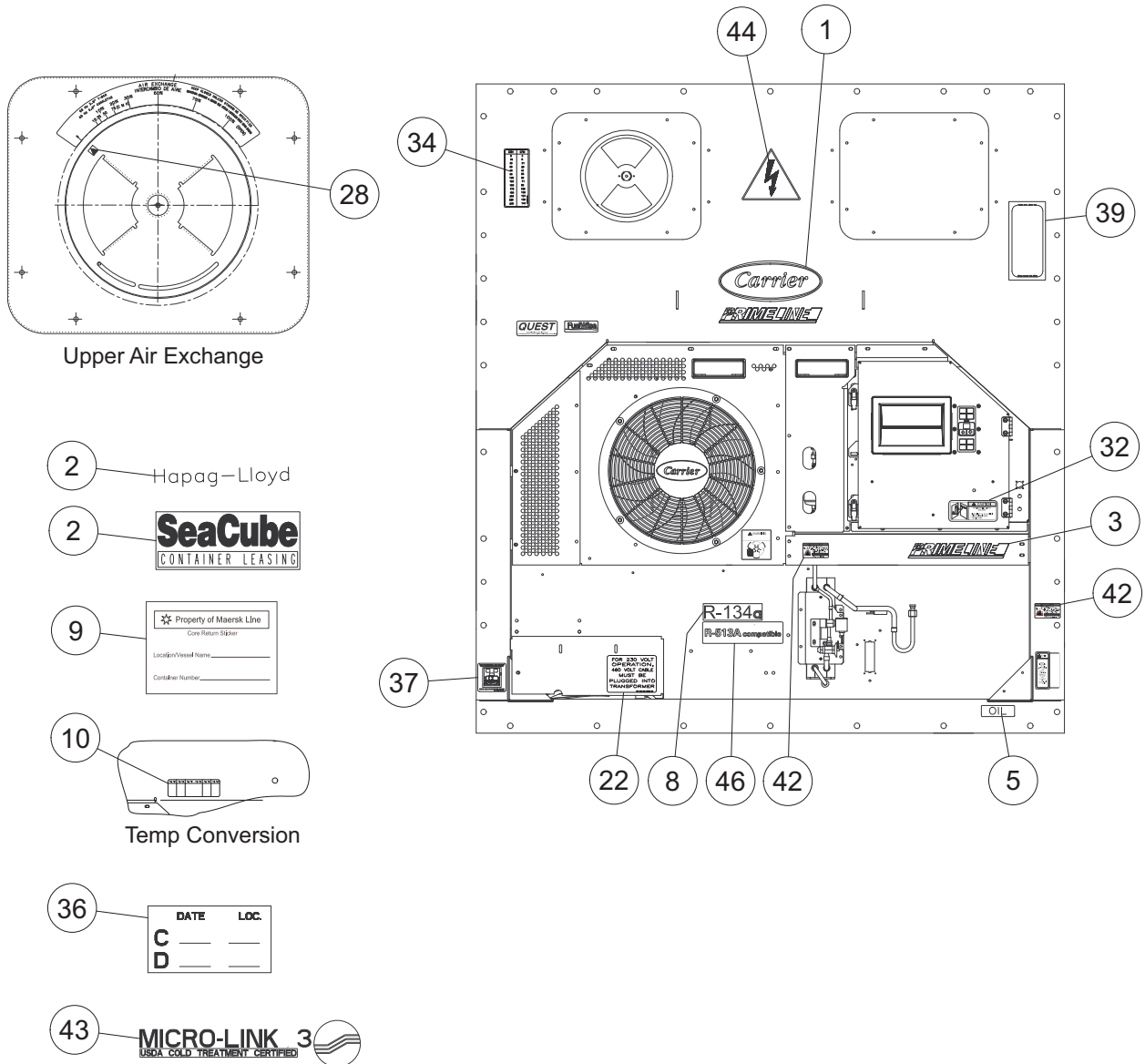
Left Bungy Cord Cable Restraint



Provision For Cable Restraint

Item	Part Number	Description	Qty
Bungy Cord			
1	66-U---1--2603	Strap. Tie Down	1
2	69NT--35--5992	Strap	1
3	66-U---1--5361-25	Screw, Cap Hxhd	2
4	66-U---1--5321-7	Washer, Plain	2
5	34-06053-03	Washer	2
Provision			
3	66-U---1--5361-25	Screw, Cap Hxhd	2
4	66-U---1--5321-7	Washer, Plain	2
5	34-06053-03	Washer	2

64 Labels and Decals (PIDs NT2300 to 2999)

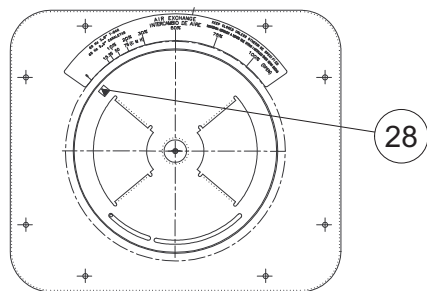


Item	Part Number	Description	Qty
1	62-11424-00	Label, Carrier PrimeLINE	1
2	62-10336-01	Label, Customer Hapag Lloyd	1
	62-11590-00	Label, Customer, Seacube	1
3	62-11424-04	Label, Carrier	1
5	62-11263-02	Label, Poe Compressor Oil (English)	1
	62-11263-04	Label, Poe Compressor Oil (English / German)	1
8	62-11933-00	Label, R-134A	1
9	62-90820-01	Label, Property of Maersk	1
10	69NT--20--1893-1	Label, Deg C to Deg F	1
22	62-10384-00	Label, Plug to Transformer	1
28	66CH---1--1002-33	Label, ">" Arrow	1
32	62-11748-01	Label, Caution (English)	1

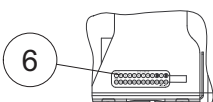
64 Labels and Decals (PIDs NT2300 to 2999)

	62-11748-02	Label, Caution (English / German)	1
34	62-10926-00	Label, CMH to CFM Conversion	1
36	62-10965-00	Label, Inspection Crowley	1
37	62-10998-00	Label, Secure Cable	1
39	62-66682-02	Label, PTI	1
42	62-66081-00	Label, Warning Refrigerant R-134A (English)	2
	62-66081-02	Label, Warning Refrigerant R-134A (English / German)	2
43	62-10902-04	Label, USDA	1
44	62-03957-02	Decal, Warning High Voltage	1
46	62-66174-00	Label, R-513A Compatible	1

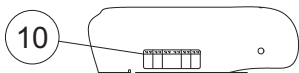
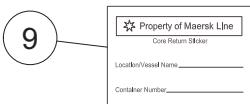
65 Labels and Decals (PIDs NT3000 and higher)



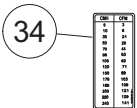
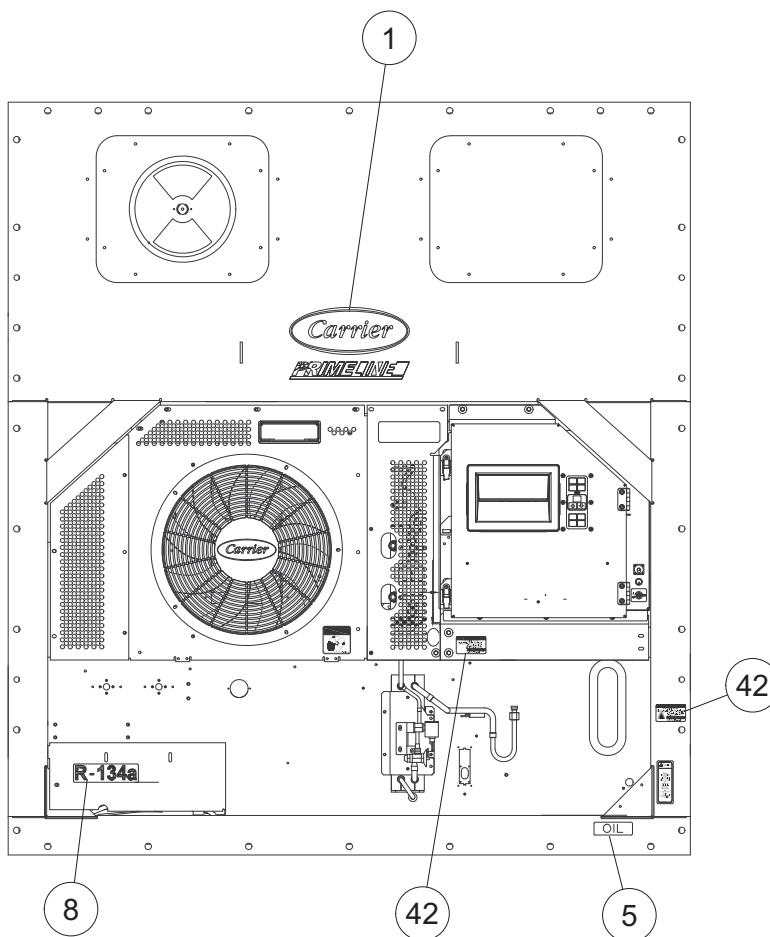
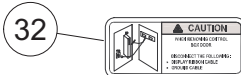
Upper Air Exchange



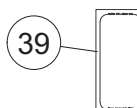
Date



Temp Conversion



CMH to CFM



PTI



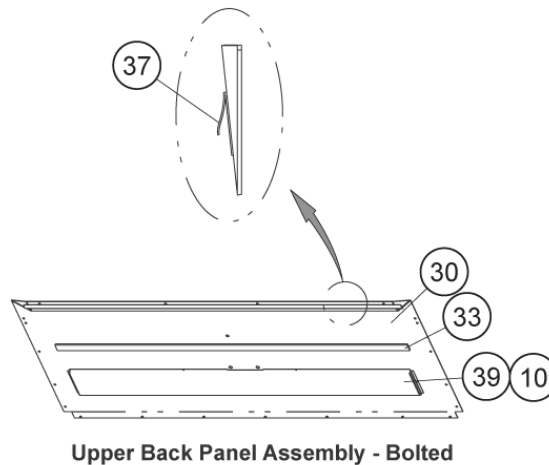
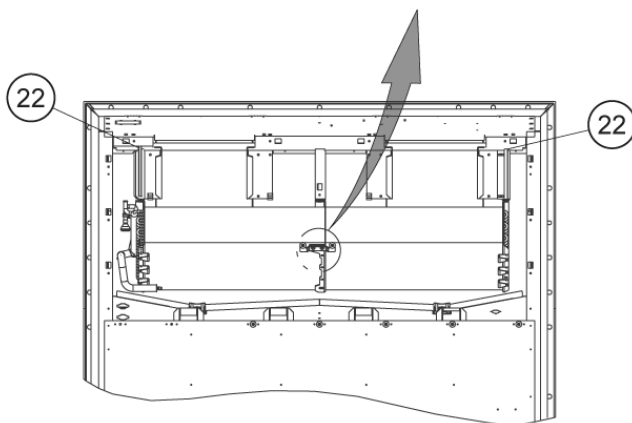
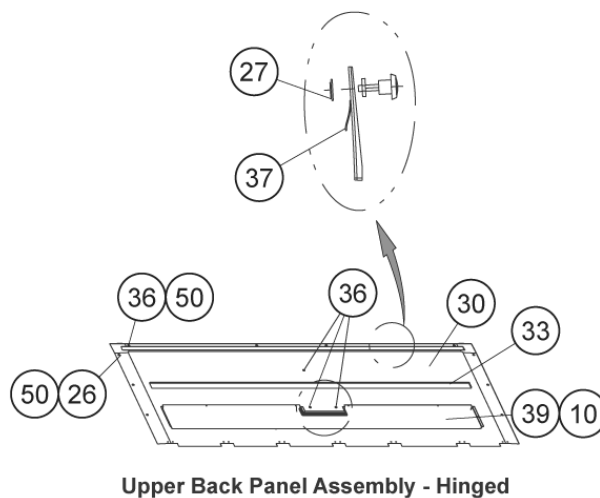
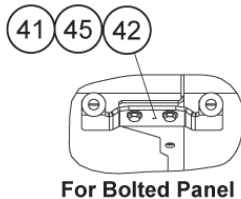
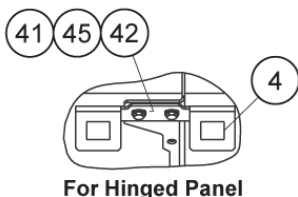
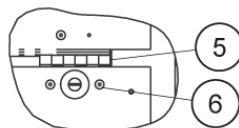
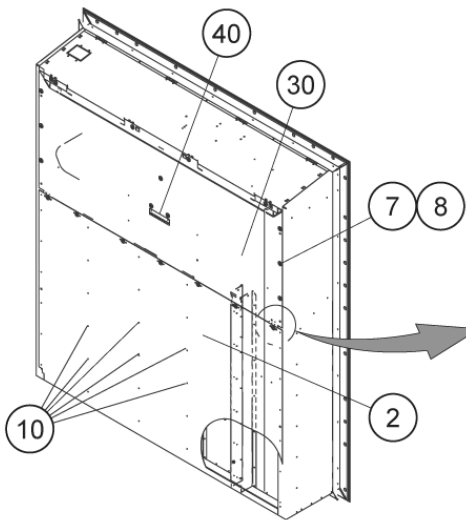
R-513A compatible

Item	Part Number	Description	Qty
1	62-11424-00	Label, Carrier PrimeLINE	1
2	62-10336-01	Label, Customer Hapag Lloyd	1
	62-11590-00	Label, Customer, Seacube	1
5	62-11263-02	Label, Poe Compressor Oil (English)	1
6	62-66184-00	Label, Date	1
8	62-11933-00	Label, R-134A	1
9	62-90820-01	Label, Property of Maersk	1
10	69NT--20--1893-1	Label, Deg C to Deg F	1
28	66CH---1--1002-33	Label, ">" Arrow	1
32	62-11748-01	Label, Caution (English)	1
34	62-10926-00	Label, CMH to CFM Conversion	1

65 Labels and Decals (PIDs NT3000 and higher)

39	62-66682-02	Label, PTI	1
42	62-66081-00	Label, Warning Refrigerant R-134A (English)	2
46	62-66174-00	Label, R-513A Compatible	1

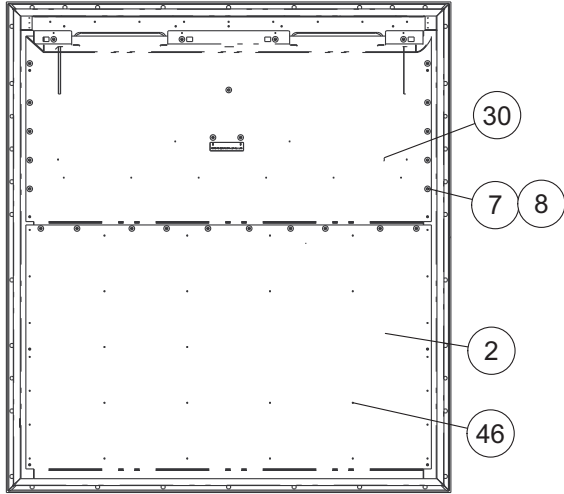
66 Back Panel Assembly (PIDs NT2300 to 2849)



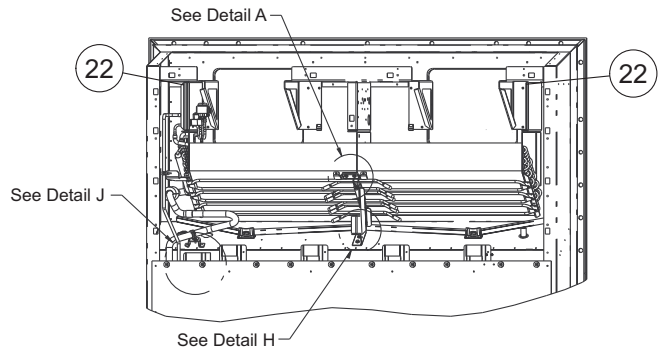
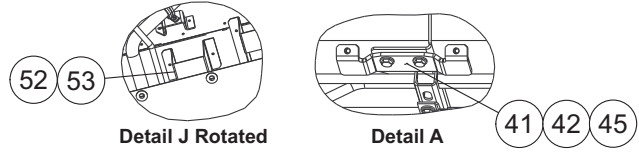
66 Back Panel Assembly (PIDs NT2300 to 2849)

Item	Part Number	Description	Qty
Back Panel Bolted, Aluminum			
2	68-17361-02	Panel, Back (0.063 thick aluminum, painted one side)	1
	68-17361-03	Panel, Back (0.120 thick aluminum, painted one side)	1
	68-17361-04	Panel, Back (0.120 thick aluminum)	1
7	69NT--35--2692	Washer, Fender #10	20
8	66-U---1--2403	Screw, Machine Trhd #10-24 X 0.500	20
10	34-00928-20	Rivet, Blind	44
22	66-U---1--2593-4	Gasket	2
30	68-17293-00	Panel Assembly, Back (0.080 thick aluminum, painted one side)	1
	68-17293-05	Panel Assembly, Back (0.080 thick aluminum)	1
	68-17293-07	Panel Assembly, Back (0.063 thick aluminum, painted one side)	1
33	42-00174-34	Gasket	1
37	42-00334-00	Gasket	1
39	79-66730-00	Shield Assembly	1
40	62-66776-01	Label	1
41	34-00655-04	Screw, Cap Hex Head 1/4-20 X 0.50	2
42	66-U---1--5321-3	Washer, Plain 1/4 N Type A	2
45	68-17175-00	Bracket	1
Back Panel Hinged, Stainless Steel			
2	68-17361-01	Panel, Back	1
4	34-01150-31	Receptacle	13
5	69NT--35--3282	Hinge	7
6	34-00928-09	Rivet, Blind	28
10	34-00928-20	Rivet, Blind	46
22	66-U---1--2593-4	Gasket	2
26	34-01150-03	Stud, Captive	6
27	34-01150-30	Washer, Lock	13
30	68-17293-01	Panel Assembly, Back	1
33	42-00174-34	Gasket	1
36	34-01150-06	Stud, Captive	7
37	42-00334-00	Gasket	1
39	79-66729-00	Shield Assembly	1
41	34-00655-04	Screw, Cap Hex Head 1/4-20 X 0.50	2
42	66-U---1--5321-3	Washer, Plain 1/4 N Type A	2
45	68-17484-00	Bracket	1
50	66-U---1--5321-5	Washer, Plain 3/8 N Type A	10


67 Back Panel Assembly (PIDs NT2850 and higher)




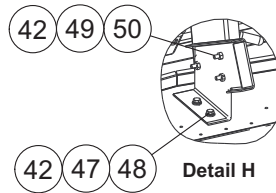
Bolted Back Panel Assembly



**Partial Back View
(Upper Back Panel Removed)**



Upper Back Panel Assembly - Bolted

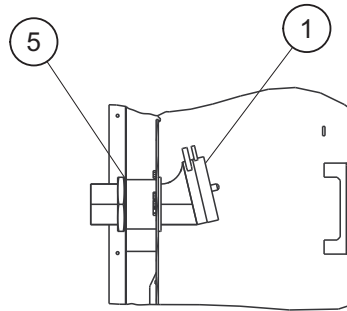


**Upper Back Panel Assembly - Bolted
with EverFRESH Access Door**

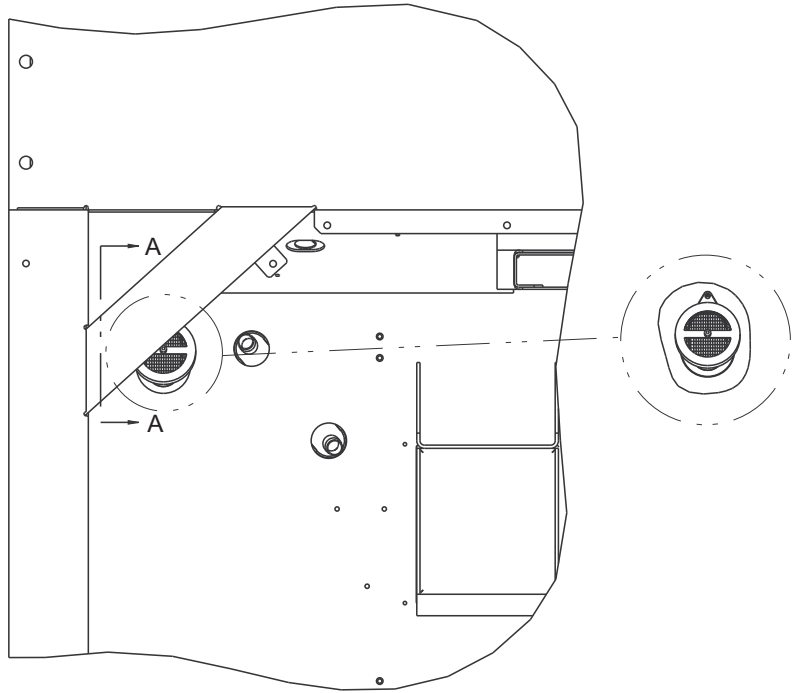
67 Back Panel Assembly (PIDs NT2850 and higher)

Item	Part Number	Description	Qty
Back Panel - Bolted Aluminum			
2	68-86319-00	Panel, Back	1
7	69NT--35--2692	Washer, Fender	27
8	66-U---1--2403	Screw, Mach TRHD	27
22	66-U---1--2593-4	Gasket	2
30	79-66777-00	Panel (PIDs NT3000 to NT3099 and NT3115)	1
	79-66060-00	Panel (PIDs NT3100 and higher)	1
41	34-00655-04	Screw, Cap HXHD	2
42	66-U---1--5321-3	Washer, Plain	7
45	68-17175-00	Bracket	1
46	34-00928-01	Rivet, Blind	34
47	68-18023-00	Bracket	1
48	34-06269-12	Screw, Lag	2
	--AA--06JA-170	Screw, Cap HXHD	2
49	34-00663-11	Washer, Lock	3
50	66-U---1--5361-25	Screw, Cap HXHD	3
52	68-17640-00	Channel	1
53	34-00928-07	Rivet, Blind	2

68 Vacuum Relief Valve



Section A-A



Item	Part Number	Description	Qty
1	40-66616-00	Vacuum Relief Valve	1
5	42-66617-00	Seal	1

69 Tools

For a complete list of all currently available tools, visit the [Carrier Container Refrigeration website](#) and navigate to the Aftermarket parts page. Then, select the link for Performance Tools.

Item	Part Number	Description	
1	07-00176-11	Vacuum Pump, Dual Voltage/Dual Frequency	
2	07-00375-00SV	Stepper Motor Drive Tester	
3	07-00408-00	Stepper Jumper Assembly	
4	07-00504-01	Temperature Tester, 4-Lead	
5	07-00477-00	Inspection Mirror	
6	07-00228-00	Multimeter, Digital	
7	07-00229-00	Amprobe Clamp (Used with 07-00228-00)	
8	07-00238-00	Wrench, Service Valve	
9	07-00243-10	Multimeter, Digital (Fluke)	
10	07-00569-00	Kit, Static Dissipative (Used for Working on Electronic Components)	
11	07-00304-00	Ground Strap, Wrist (Used for Working on Electronic Components)	
12	07-00294-00	Gauge Set, Manifold - Fahrenheit / PSI	
13	07-00294-05	Gauge Set, Manifold - Centigrade / KPa	
14	07-00295-00	Detector, Leak	
15	07-00397-03	Extractor, Pin (Used on Fan Motor Plugs and Interrogator Plugs)	
16	07-00397-02	Crimper, Pin (Used on Fan Motor Plugs and Interrogator Plugs)	

INDEX

Numerics

07-00176-11	163	14-00220-04	24, 36
07-00228-00	163	14-00221-04	24, 36, 52, 53
07-00229-00	163	14-00222-05	24, 27, 30, 36, 42, 46, 50, 53
07-00238-00	163	14-00232-33	24, 36
07-00243-10	163	14-00232-34	24, 33, 36
07-00294-00	163	14-00284-20	24, 33, 36, 42
07-00294-05	163	14-00341-04	33
07-00295-00	163	14-00361-01	16, 18
07-00304-00	163	14-00361-15	17, 19
07-00375-00SV	163	14-00361-16	16, 18
07-00397-02	163	14-00393-02SV	65, 67, 69
07-00397-03	163	14-00393-10	65, 67, 69
07-00408-00	163	14-00435-00	65
07-00477-00	163	14-00435-10	65
07-00504-01	163	14-00464-20	24, 27, 30, 36, 42, 46, 50
07-00569-00	163	14-00464-40	28, 31, 46, 50
07-00571-00	81	14-01090-12	24, 33, 37, 42
07-00571-00PK5	81	14-01090-20	24, 33, 37, 42
07-00572-00	81	14-01091-04	24, 33, 37, 42
09-00375-00	81	14-01091-10	24, 28, 31, 33, 37, 42, 46, 50
10-00083-06	112, 114	14-01091-20	25, 33, 37, 42
10-00083-07	113, 115	14-01091-21	25, 33, 37, 42
10-00083-08	113, 115	14-01091-22	25, 33, 37, 42
10-00332-08	129, 131, 133	14-01091-28	28, 31, 46, 50
10-00431-11	129, 131, 133	14-01091-29	28, 31, 46, 50
10-00439-01	129, 131, 133	18-10178-22	15
10-01129-20	110	22-00119-03	138
12-00170-08	134	22-00119-04	138
12-00309-08	17, 19	22-01292-02	129, 131
12-00352-00	17, 19	22-01556-00	117
12-00395-01SV	134	22-01602-02	13
12-00433-09RP	89, 91, 95, 97	22-01602-03	13
12-00474-01	115	22-01660-14	126
12-00495-02SV	134	22-01679-00	115
12-00500-01SV	65, 67, 69, 134	22-01679-02	113
12-00573-03SV	117, 119, 121	22-01713-49	89, 95
12-00653-00	15	22-01733-01	13
12-00783-01	120	22-02319-05	113, 115
12-00842-01	122	22-02319-06	113, 115
12-00842-03	122	22-02324-01	138
12-00842-07	122	22-02336-02	81
12-00847-00	11	22-02336-08	81
12-01071-02	36, 42, 46, 50	22-02378-00	138
12-50172-00	81	22-66651-00	138
12-55012	81	22-66697-23	119, 120
14	52	22-66697-25	131, 133
14-00176-01	65, 67, 69	22-66701-00	117, 119
14-00215-05	36	22-66776-00	121
14-00220-01	52, 53	22-66793-00	149, 150, 151
		22-66794-00	149, 150, 151

22-66798-00	126, 127	34-06053-13	129, 131, 133
24-00006-20	71	34-06053-15	6, 9, 79, 142, 146
30-50377-00	81	34-06053-18	14
34-00373-07	24, 27, 36, 42, 46, 53, 148, 149, 150	34-06053-19	11
34-00373-51	17, 19	34-06053-20	15
34-00373-52	65, 67, 69	34-06053-27	38
34-00373-53	17, 19	34-06107-00	92, 98
34-00373-54	36, 58, 60	34-06124-00	79
34-00616-06	62, 63	34-06124-01	79
34-00655-04	159, 161	34-06136-01	113, 115, 131, 133, 142, 143, 146, 147, 148
34-00655-08	62, 129, 131, 133	34-06136-02	113, 115
34-00655-10	43, 47, 51, 71, 75, 76, 79, 101, 103, 105, 107	34-06139-04	95, 97
34-00655-18	17, 19	34-06142-00	124, 126, 127
34-00662-13	36	34-06154-03	13
34-00663-07	129, 131, 133	34-06165-08	63
34-00663-08	99	34-06169-00	92
34-00663-09	79, 129, 131, 133, 149, 150, 151	34-06185-01	11
34-00663-11	33, 62, 65, 67, 69, 71, 161	34-06212-10	89
34-00667-09	105, 107	34-06212-17	14
34-00667-11	37, 42, 59, 61, 101, 103, 105, 107, 113, 115	34-06221-00	115
34-00667-12	21, 112, 114	34-06236-00	15
34-00792-07	6, 8, 79, 142, 146	34-06269-12	65, 79, 161
34-00795-09	17, 19	34-06277-02	15
34-00795-17	62, 63	34-06295-04	17, 19
34-00928-01	101, 161	34-66621-04	99
34-00928-04	79, 83	34-66627-00	14
34-00928-07	4, 6, 7, 74, 79, 124, 161	34-66630-00	89
34-00928-09	4, 6, 7, 65, 79, 159	34-66638-00	25, 33, 37, 42
34-00928-13	131, 133	34-66644-00	14
34-00928-20	4, 5, 11, 13, 79, 83, 108, 109, 113, 115, 159	34-66669-00	38
34-00928-21	79	34-66684-00	28, 31, 46, 50
34-01142-01	101, 103	34-66687-11	92
34-01150-03	159	34-66698-00	30, 50
34-01150-06	159	38-00599-00	62
34-01150-30	159	38-00620-01	21
34-01150-31	159	38-00626-00	63
34-01178-22	83, 85, 87, 129, 131, 133	40-00073-04	38
34-01178-23	83, 85, 87	40-00520-01	24, 36, 42
34-01181-01	21, 112, 114	40-00520-02	17, 19
34-06053-00	4, 5, 7, 8, 13, 17, 19, 23, 27, 30, 32, 33, 35, 41, 46, 49, 53, 58, 60, 79, 83, 85, 87, 92, 111, 142, 143, 146, 147	40-00520-03	17, 19, 27, 30, 46, 50, 53
34-06053-02	21, 36, 113, 115	40-00542-00	17, 19
34-06053-03	35, 41, 46, 49, 83, 85, 87, 101, 103, 105, 107, 152	40-00542-01	17, 19, 27, 30, 46, 50, 53
34-06053-05	17, 19, 23, 27, 30, 33, 35, 41, 46, 49, 58, 60, 79, 92, 99, 113, 115, 127, 142, 143, 146, 148, 149, 150	40-00555-06	36
34-06053-10	112, 114	40-00583-16	17, 19
		40-00663-00	17, 19
		40-00665-21	17, 19
		40-00667-00	25, 37
		40-00668-00	25, 37
		40-00675-00	16, 18
		40-01124-00	17, 19
		40-01129-00	50

40-66616-00	162	44-00285-54	17, 19
40-66620-01	24, 36	44-00300-04	98
40-66625-38	24	44-00361-00	83, 85, 129
40-66628-03	65, 67, 69	44-00361-01	79
40-66629-00	65, 67, 69	44-00370-03	24, 27, 30, 33, 36, 42, 46, 50, 65, 67, 69
40-66641-00	43, 46	44-00370-08	42, 65, 67, 69
40-66642-00	43, 46	44-00391-00	89, 91, 95, 97
42-00032-00	24, 37	44-00477-00	92
42-00032-13	24, 31, 33, 36	44-01041-04	83, 85, 87
42-00032-16	31, 33	44-01143-08	43, 47, 50
42-00174-34	159	44-01143-09	38
42-00183-08	65, 67, 69	44-66605-00	99
42-00243-04	25, 28, 31, 33, 37, 42, 46, 50	48-00413-00	63
42-00243-12	17, 19	48-66611-00	99
42-00296-01	10	54-00648-20	62, 63
42-00327-00	10	54-00655-20	21
42-00328-00	113, 115	56-07257-11	16, 18
42-00334-00	159	56-07911-00	24, 36
42-00389-03	37, 58, 60	56-08689-00	16, 18
42-00390-03	37, 59, 61	56-09063-00	17, 19
42-00407-00	11	56-09064-00	24
42-00425-109	65, 67, 69	56-09065-00	79
42-00425-139	24, 31, 33, 37	56-09087-00	65, 67, 69
42-00425-148	33	56-09141-00	65, 67
42-00425-69	24, 31, 33, 37	56-09149-00	70
42-00425-78	24, 31, 33, 37	56-09160-00	65
42-00425-93	25, 31, 33, 37	56-09161-00	17, 19
42-00465-01	33, 55, 56, 57	56-09162-00	17
42-00471-01	115	56-09164-00	24, 37
42-00570-00	79	56-09195-00	65, 67, 69
42-00667-28	24, 31, 37	56-09240-00	36
42-00667-32	24, 31, 33, 37	56-09241-00	67, 69
42-00741-00	92, 98	56-09246-00	38
42-00784-00	25	56-09247-00	36, 42
42-00784-01	25	56-09279-00	43
42-00784-02	25	56-09280-00	43
42-00784-03	25	56-09367-00	19
42-66617-00	162	56-09390-00	46, 50
42-66641-00	38	56-09391-00	46
42-66643-00	11	56-09393-00	28
42-66645-00	117, 119, 123	56-09399-00	42
42-66645-02	121	56-09400-00	42
42-66646-00	117, 119, 121, 123	56-09491-00	27, 46
42-66647-00	33, 37, 42, 55	56-66083-00	50
42-66647-01	33, 37, 43, 55	56-66086-00	31
42-66647-02	33, 37, 43, 55	56-66101-00	30, 50
42-66647-03	33, 37, 43, 55	56-66112-00	69
42-66647-11	56	56-66738-00	25, 37
42-66647-12	56	56-66792-00	17
42-66649-00	11	58-00065-14	67, 69
42-66650-00	11	58-00065-56	65, 79
42-66662-00	31, 51		

58-00065-91	65	58-04910-05	25, 37, 42
58-00065-93	131	58-04910-06	6
58-00065-95	17, 19	58-04910-07	6
58-00616-00	13	58-04910-08	105, 107
58-00701-03	101, 105	58-04954-00	92, 98
58-00836-19	37, 59, 61	58-04960-00	89, 95
58-00956-00	36	58-04968-00	79
58-00957-00	37	58-04980-00SV	21, 33
58-00957-02	43, 46, 50	58-04990-00	79
58-00967-00	129	58-05137-00	11
58-01184-00	81	58-05145-00	91, 97
58-04026-07	111, 142, 143, 146, 147, 148	58-66671-00	28, 43
58-04026-108	24, 27, 32, 42, 46	58-66677-00	117, 119, 123
58-04026-113	21	58-66677-01	121
58-04026-17	112, 114	58-66678-00	117, 119, 123
58-04026-23	24, 27, 32, 42	58-66678-01	121
58-04026-25	113, 115	58-66689-00	101, 103, 105, 107, 133
58-04026-32	101	58-66699-00	11
58-04026-38	28, 43, 47	62-02719-00	81
58-04026-52	36	62-02723-15	11
58-04026-59	36, 58, 60	62-02723-18	11
58-04026-74	99	62-03957-02	155
58-04101-00	92, 99	62-10336-01	154, 156
58-04101-02	92, 98	62-10384-00	154
58-04202-02	70	62-10902-04	155
58-04246-00	129, 131	62-10911-00	101, 103, 105, 107
58-04251-00	11	62-10926-00	155, 156
58-04273-00	83, 85, 87, 129, 131	62-10930-00	11
58-04276-00	83	62-10965-00	155
58-04279-00	83, 85, 87	62-10998-00	155
58-04290-01	13	62-11263-02	154, 156
58-04302-01	13	62-11263-04	154
58-04315-00	79, 83	62-11270-18	83, 85, 87
58-04316-00	83, 87, 89, 91, 95, 97, 142, 143, 146, 147	62-11275-00	124
58-04321-24	83, 85	62-11424-00	154, 156
58-04321-25	87	62-11424-04	154
58-04321-27	38	62-11590-00	154, 156
58-04366-00	92, 99	62-11731-00	110
58-04480-00	6, 9	62-11748-01	154, 156
58-04539-10	70, 79	62-11748-02	155
58-04539-11	70, 79	62-11750-00	65, 67, 69
58-04539-12	70, 79	62-11894-00	11
58-04539-13	70	62-11933-00	154, 156
58-04539-14	70	62-11940-00	120
58-04680-00	101, 105	62-11941-00	120, 122
58-04770-00	63	62-11942-00	120
58-04791-01	15	62-17118-00	4
58-04821-00	15	62-66081-00	155, 157
58-04910-02	24, 33, 36, 42, 55	62-66081-02	155
58-04910-03	24, 36, 42	62-66174-00	155, 157
58-04910-04	24, 28, 42, 46, 53	62-66184-00	156
		62-66682-02	155, 157

62-66776-01	159		149, 150, 151, 152, 161
62-90820-01	154, 156	66-U---1--5361-47	79
65-00207-20	52	66-U---1--5361-50	33
65-00215-00	53	66-U---1--5361-7	36
65-00216-20	52	66-U---1--5362-2	10
66CH---1--1002-33	11, 154, 156	66-U---1--5371	37, 59, 61
66CH---1--1172-19	28, 47	66-U---1--5371-10	17, 19, 72
66CH---1--1172-20	31, 51	66-U---1--5371-6	17, 19, 23, 27, 30, 33, 36, 42, 46, 50, 53, 58, 60, 65, 67, 69, 79, 83, 85, 87, 113, 115, 142, 143, 146, 148, 149, 150, 151
66CH---1--1172-28	129, 131, 133	66-U---1--5371-7	28, 31, 36, 42, 46, 50, 58, 60, 65, 67, 69, 81, 83, 85, 87, 89, 91, 95, 97, 101, 103, 105, 107, 113, 115, 117, 119, 120, 121, 122, 123, 124, 127, 129, 131, 133
66CH---1--1172-32	129	66-U---1--5371-8	58, 60
66CH---1--1172-34	131, 133	66-U---1--5381-1	65, 67, 69
66CH---1--1172-43	31, 51, 129, 131, 133	66-U---1--5381-4	65, 67, 69
66CH---1--1172-87	95, 97	66-U---1--5562-12	13
66NS1201CD0020	129, 131, 133	66-U---1--5562-2	10, 13, 74, 75, 76
66-U---1--1251-2	129, 131, 133, 142, 143, 146, 147, 148	66-U---1--5562-7	101, 105
66-U---1--1571-14	13	66-U---1--6651-19	129, 131, 133
66-U---1--1571-3	24, 37, 67, 69	66-U---1--6651-2	99
66-U---1--2403	89, 91, 95, 97, 159, 161	66-U---1--6651-22	99
66-U---1--2403-1	92, 98	66-U---1--7352-3	129, 131, 133, 142, 143, 146, 147, 148
66-U---1--2552-185	11, 62	66-U---1--7842-12	129, 131, 133
66-U---1--2583	138	66-U---1--7842-6	129, 131, 133
66-U---1--2593-4	159, 161	66-U---1--7842-7	129, 131, 133
66-U---1--2603	152	66-U---1--9592-13	101, 103, 105, 107
66-U---1--2763-5	37, 50	66-U---1--9752	110
66-U---1--3632-20	17, 19	66-U---2--1132-1	36, 42
66-U---1--3803	19, 24, 31, 37, 50, 129, 131, 133	66-U---2--1142	38, 43, 46, 50
66-U---1--3882	28, 46, 89, 95	66-U---2--1152	38, 43, 46, 50
66-U---1--3882-3	67	66-U---2--1531-1	112, 114
66-U---1--3882-8	28	66-U---2--1531-3	113, 115
66-U---1--5321-13	11	68	76
66-U---1--5321-2	37, 59, 61, 99	68-12933-07	10
66-U---1--5321-3	38, 43, 47, 50, 63, 65, 67, 69, 71, 74, 75, 76, 79, 101, 103, 105, 107, 113, 115, 159, 161	68-12940-05	10
66-U---1--5321-5	159	68-13961-00	112, 114
66-U---1--5321-7	4, 5, 7, 8, 13, 17, 19, 23, 27, 30, 32, 33, 35, 41, 45, 49, 53, 58, 60, 79, 83, 85, 87, 101, 103, 105, 107, 111, 129, 131, 133, 142, 143, 146, 147, 148, 149, 150, 151, 152	68-14278-00	36, 58, 60
66-U---1--5321-8	28, 31, 36, 42, 46, 50, 72, 79, 83, 85, 87, 89, 91, 95, 97, 101, 103, 105, 107, 113, 115, 117, 119, 120, 121, 122, 123, 127, 129, 131, 133, 142, 143, 146	68-14456-01	142, 143, 146, 147, 148, 149, 150, 151
66-U---1--5331	6, 8	68-14456-02	111
66-U---1--5331-4	37, 59, 61	68-15118-03	142, 146
66-U---1--5361	21	68-15172-00	36
66-U---1--5361-11	38, 43, 71	68-15477-02	37, 59, 61
66-U---1--5361-25	4, 5, 7, 8, 21, 23, 27, 30, 32, 33, 35, 41, 45, 49, 53, 59, 61, 65, 67, 69, 74, 75, 76, 79, 83, 85, 87, 111, 142, 143, 146, 147, 148,	68-15478-02	37, 59, 61
		68-15532-00	17, 19
		68-15997-00	17, 19
		68-15998-00	17, 19
		68-16376-00	126
		68-16498-00	108, 109

68-16521-00	4, 5, 7, 8	68-17640-00	74, 161
68-16696-00	73, 78	68-17677-01	42
68-16697-04	78	68-17700-00	56, 57
68-16715-00	65	68-17735-00	28, 46, 53
68-16735-00	89, 91	68-17775-00	75
68-16767-00	74	68-17834-00	27, 46
68-16823-00	24, 36, 42	68-17834-01	27, 46
68-16823-02	24, 36, 42	68-17834-02	27, 46
68-16823-04	24, 36, 42	68-17834-03	27, 46
68-16823-05	24, 36, 42	68-17834-05	27, 46
68-16823-08	24	68-17834-06	27, 46
68-16864-00	24	68-17836-00	8
68-16891-00	74	68-17845-03	75
68-16892-00	65, 67, 69	68-17886-00	33
68-16893-00	65	68-17960-05	78
68-17021-00	127	68-18010-00	78
68-17037-00	4, 7	68-18012-00	46
68-17044-00	5, 8	68-18023-00	161
68-17089-00	65, 67, 69	68-18032-00	71
68-17118-00	5	68-18178-00	33
68-17129-00	4	68-86230-00	101, 103, 105, 107
68-17129-02	5	68-86251-00	142, 146
68-17131-00	79, 142, 146, 148, 149, 150, 151	68-86254-00	143
68-17145-00	74, 75	68-86254-01	146
68-17145-02	74, 75	68-86256-00	143, 147
68-17145-05	76	68-86266-00	143, 146, 147
68-17145-06	76	68-86298-00	55
68-17175-00	159, 161	68-86304-00	4, 5, 7, 8
68-17190-00	65, 78	68-86312-09	78
68-17196-00	24, 33, 36, 42	68-86319-00	161
68-17228-00	95, 97	68-86330-00	4
68-17289-00	126	68-86383-00	7
68-17293-00	159	68-86383-02	8
68-17293-01	159	68-86441-00	7
68-17293-05	159	68-86441-02	8
68-17293-07	159	68-86442-00	7, 8
68-17298-00	95, 97	68-86458-00	31, 50
68-17316-00	105, 107	68-86459-00	50
68-17361-01	159	68-86460-00	31, 50
68-17361-02	159	68-86460-01	31, 50
68-17361-03	159	68-86460-02	31, 50
68-17361-04	159	68-86460-03	31, 50
68-17405-00	129, 131, 133	69NP--20--1031	38
68-17419-00	73	69NT--20--1893-1	154, 156
68-17419-01	73, 78	69NT--35--1076	112, 115
68-17428-00	124	69NT--35--1076-1	112, 114
68-17444-00	142, 146	69NT--35--2086	113, 115
68-17461-00	99	69NT--35--2692	81, 159, 161
68-17484-00	159	69NT--35--2692-1	21, 33, 43, 47, 50, 62, 71, 75, 76, 78, 83, 85, 87
68-17560-00	38	69NT--35--2692-4	131, 133
68-17578-00	67, 69	69NT--35--3282	159
68-17607-00	143, 147		

69NT--35--3452	21	79-66731-00	95, 97
69NT--35--3452-1	21	79-66732-00	95, 97
69NT--35--3452-2	21	79-66735-00	38, 43
69NT--35--3452-3	21	79-66735-04	47
69NT--35--5992	152	79-66735-05	28, 31, 51
69NT--35---8113	6, 8	79-66738-00	17, 19
69NT--35--8258	13	79-66739-00	25, 43, 58
69NT--35--9073-1	129, 131, 133	79-66739-01	25, 58
69NT--40---657-4	6, 9	79-66740-00	24, 36, 42, 55
69NT--40---914-4	112, 114	79-66743-00	124
69NT--41---892	113, 115	79-66743-02	126, 127
69NT--43---270	112	79-66747-00	75, 76
69NT--43---270-2	115	79-66747-02	76
69NT--43---282	112, 114	79-66771-01	10
69NT--43---295	62	79-66775-00	124
69NT--43---374	112	79-66776-00	28, 31, 46, 50, 60
69NT--43---374-1	114	79-66776-01	28, 31, 46, 50, 60
74-66663-00	17, 19	79-66777-00	161
74-66672-00	36	79-66778-00	11
74-66674-00	65, 67, 69	79-66779-00	10
76-00675-04	72	79-66779-03	10
76-00816-00	17, 19	79-66779-04	10
76-00818-01	17	79-66783-00	27, 46, 53
76-00839-00	27, 30, 45, 49	81	60
76-00839-01	27, 30, 45, 49	81-04186-20	65, 67, 69
76-50214-02	81	81-04203-23	23, 32, 35, 41
76-66649-00	17, 19	81-04237-20	27, 45
76-66698-00	43, 46, 50	81-04266-00	65
76-66707-00	70	81-04291-00	33
79-01697-06SV	14	81-66629-00	17, 19
79-04049-01	24, 52	81-66630-00	58
79-04049-02	42, 52	81-66630-01	58
79-04102-00	33	81-66632-00	60
79-04127-00	27, 46, 56	81-66634-00	53
79-04167-00	32	81-66647-20	30, 49
79-04186-00	32	86-04956-00	71
79-66017-00	89, 91, 92	86-04994-00	25, 37, 42
79-66017-01	95, 97, 98	86-05003-00	108
79-66049-00	30, 50	86-05003-07	108
79-66051-00	47, 50	86-05003-08	108
79-66060-00	161	86-05003-09	109
79-66063-00	30, 50	86-05003-13	109
79-66669-04	89, 91, 95, 97	86-05003-14	109
79-666743-01	124	86-05078-00	6, 9
79-66720-00	108	86-05278-00	33
79-66720-07	108	86-66756-00	92
79-66720-08	108	86-66756-01	98
79-66720-09	109	99TS0322CK001400	25, 37
79-66720-13	109		
79-66720-14	109	A	
79-66729-00	159	--AA---06JA-170	111
79-66730-00	159	--AA--06JA-170	161

Access Panel Assembly 10
 Ambient Temperature Sensor (AMBS) 134
 --AT--39JA-171 101, 103, 105, 107, 117, 119,
 120, 121, 122, 123
 --AU--11JR-241 36
 --AU--27JR-131 89, 91, 95, 97
 --AU--27JR-171 83, 85, 87, 101, 103, 105, 107,
 117, 119, 120, 121, 122, 123
 AU27JR171 113, 115

B

Battery, Real Time Clock (Within Controller) 81
 Battery, Rechargeable Pack - Controller / DataCORD-
 ER 81

C

Cable Transicord Flexline 138
 Compressor 15
 Condenser Coil 23
 Condenser Cover Assembly 24, 27, 30, 36, 42, 46, 50
 Condenser Fan 21
 Condenser Fan Motor 21
 Configuration Identification 1
 Controller 81

D

DataCORDER Module 81
 --DE--01BA-504 28, 31, 46, 50
 Defrost Heater 71
 Defrost Temperature Sensor (DTS) 134
 Digital Unloader Valve (DUV), Body 16, 18
 Digital Unloader Valve (DUV), Coil 16, 18
 Discharge Pressure Transducer (DPT) 17, 19
 Discharge Service Valve 17, 19
 Display Module 95, 97

E

--EC--39DM-070 17, 19
 Economizer Assembly 25, 28, 31, 43, 46, 50
 Economizer Expansion Valve (EXV) 24, 36
 Economizer Solenoid Valve (ESV) 24
 Economizer Solenoid Valve (ESV), Coil 28, 31, 46, 50
 Electronic Expansion Valve (EEV) 65
 Electronic Expansion Valve (EEV), Body 67
 Electronic Expansion Valve (EEV), Coil 67
 Evaporator Coil 65, 67, 69
 Evaporator Pressure Transducer (EPT) 17, 19
 Evaporator Temperature Sensor (ETS1/ETS2) 65, 67

F

Filter Drier 24, 27, 30, 46, 50

H

Heat Termination Thermostat (HTT) 134
 High Pressure Switch (HPS) 17, 19
 Humidity Sensor 72

K

Key Pad Assembly 95, 97
 King Valve 24, 27, 30, 46, 50

L

Liquid Line Service Valve 24, 27, 30, 46, 50

M

MCHE Coil 27, 45
 MCHE Coil, Aluminum Receiver 30, 49
 ML3 Controller 81

P

Plug 4 Pole, 440V 138
 Programming, MST Service Tool 81
 Programming, MUA & MST Preloaded on USB 81
 Programming, MUA Adapter with USB 81
 Programming, MUA Adapter with USB (5 pack) 81
 Programming, Software Card - Controller / DataCORD-
 ER 81

R

Receiver Assembly 24, 27, 30, 42, 46, 50
 Return Recorder Sensor (RRS) 134
 Return Temperature Sensor (RTS) 134

S

Suction Pressure Transducer (SPT) 17, 19
 Suction Service Valve 17
 Supply Recorder Sensor (SRS) 134
 Supply Temperature Sensor (STS) 134

V

Vent Position Sensor (VPS) 11

W

Water Cooled Condenser (WCC) Brazed Plate 46, 50



Carrier Transicold Division,
Carrier Corporation
P.O. Box 4805
Syracuse, NY 13221 USA

<https://www.carrier.com/container-refrigeration>