













Low carbon heating production

Heat COOL₂ IM



High-temperature Industrial heat pump CO₂ natural refrigerant – Water source – IM range

-  Up to 90°C hot water production
-  High efficiency
-  Simple / intuitive touch screen / PLC controlled
-  2 levels of heat in one unit
-  Ejector technology
-  Connect to BMS, smartphone, tablet, web server, and more
-  Simultaneous heating and cooling
-  Compact Foot print
-  PFAS/TFA free refrigerant

 **550–1000 kW** AC cooling capacity

 **700–1300 kW** heating capacity

Main options:

- Outdoor housing version with / without sound proofing
- Hydraulic pumps control
- Modbus, RS485/RTU communication
- Electrical energy measurement for compressor
- Electrical energy measurement for pumps
- Inverter drive on compressor N°2
- Up to 2 hot water temperature levels to maximize performance
- Other options on request

HeatCO ₂ OL IM WW		IM900WW	IM1070WW	IM1120WW	IM1160WW	IM1340WW	
Nominal point: heating water in 30°C, out 60°C. Cooling water in 12°C, out 7°C							
Heating capacity (water in / out: 30/60°C)	kW	900	1070	1120	1160	1340	
Cooling capacity (water in/out: 12/7°C)	kW	720	870	900	940	1085	
COP		3,4	3,6	3,4	3,5	3,6	
EER		2,8	2,9	2,8	2,9	2,9	
Eq. SEER (1)		4,1	4,3	4,1	4,2	4,3	
Total COP (Cooling and heating)		6,1	6,5	6,1	6,3	6,5	
Input Power	kW	256	296	320	323	370	
Flow rate heating 30/60°C	m ³ /h	26	31	32	33	39	
Flow rate cooling 12/7°C	m ³ /h	124	150	155	162	187	
Indoor version*							
Heating capacity (water in / out: 30/70°C)	kW	460	580	650	790	915	
Cooling capacity (water in/out: 12/7°C)	kW	370	470	530	640	740	
COP		3,5	3,6	3,5	3,6	3,5	
EER		3,0	3,0	3,0	3,0	3,0	
Eq. SEER (1)		4,5	4,5	4,3	4,5	4,5	
Total COP (Cooling and heating)		6,3	6,5	6,4	6,5	6,3	
Input Power	kW	121	154	176	213	249	
Flow rate heating 30/70°C	m ³ /h	10	13	14	17	20	
Flow rate cooling 12/7°C	m ³ /h	64	81	91	110	128	
Physical properties							
Number of compressors		4	5	5	5	5	
CO ₂ charge (2)	kg	510	510	520	550	550	
Connection water side hot	DN	50	65	65	65	65	
Connection water side cold	DN	100	125	125	150	150	
Dimensions							
Dimensions	L	mm	5200	6145	6145	6145	6145
	W	mm	1000	1000	1000	1000	1000
	h	mm	2200	2200	2200	2200	2200
Operational weight (CO ₂ + water included) (2)	kg	6400	6400	6700	7300	7500	
Sound pressure level @10m (3)	dB(A)	58,4	59,4	59,2	61,6	62,7	
Electrical data for 400/3/50 + N / EN / Short circuit current 15kA							
Maximum operating current	A	282	353	468	437	437	
Nominal electric current	A	218	267	341	363	413	

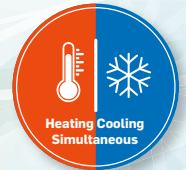
* outdoor version available

(1) SEER, we use Directive 2009/15/EC of the European Parliament and of the Council with regard to Ecodesign requirements as reference.

(2) Estimated Value – to be charged and adjusted on site

(3) The sound pressure levels are mentioned in free field. Running the equipment in other conditions may lead to different results. The results obtained on the installation site may differ from those in this leaflet, due to sound reflections from walls, etc. The reduction of sound level as a function of distance is theoretical and sound reflection and resonance may alter the results, either on total sound level or on certain frequencies.

- **Water source / Air source**
- **Packaged evaporator / split versions for commercial AW ranges**
- **Reversible: Heat in winter / AC and domestic hot water in summer**



HeatCOOL IL
District heating



HeatCOOL IM
Apartment blocks




HeatCOOL IS
Industry | hotel



HeatCOOL CM
School | offices | hospital commercial building | hotel



HeatCOOL CS
School | offices commercial building



More than
23 000₂
units produced

